



NEW PORT RICHEY

5919 MAIN STREET • NEW PORT RICHEY, FL 34652 • 727.853.1016



City Manager's Initial Budget Message to City Council

September 12, 2016

The Honorable Mayor and City Council Members
City of New Port Richey
5919 Main Street
New Port Richey, Florida 34652

THEME: Executing a Plan for New Growth for a New Generation

Dear Mayor and Members of the City Council:

By way of this letter, I am transmitting the Fiscal Year 2016-2017 Municipal Budget for the City of New Port Richey for your review and consideration. The budget is the most important document that the City prepares, since it identifies the services to be provided, along with the sources that are to be relied upon to fund services. The budget also describes in detail how the various departments and divisions of the City function and how those functions are a benefit to the residents and businesses of the community.

This past year, you have provided a strong message that the time is right to move the City ahead in

respect to the redevelopment and revitalization of the City. The City of New Port Richey has significant growth potential and a bright future ahead as long as those that live, work and recreate here collectively embrace the challenges ahead, work toward honest and real solutions and are willing to invest in their community.

In the 2016-2017 fiscal year, the City will focus on key actions necessary to preserve the functions best associated with governmental operations at levels that are sustainable over time, affordable to our residents and meet their needs. The City will continue to look for new and innovative ways to provide public services by not only gauging what we do and improving where it is warranted but also addressing the question, "Are we doing the right things?" The City's staff will also be promoting a customer centric culture by assessing the manner in which public services are provided. With this organizational discernment, standard work sessions with the City Council ensures effective policy direction.

Budget Overview

The budget is formulated based on input from the City Council, as well as from residents and members of the City's staff. This input assists us in prioritizing and directing our resources toward those programs, projects and activities that have the greatest potential for helping us to successfully achieve our goals while addressing the City's most pressing needs. Building community understanding and support for the budget and for the services and programs that we provide is essential. The budget addresses current and future community needs and balances service demands with conservative financial management. It supports the following goals:

- Employ a multi-disciplined, well planned strategic approach to address the financial, social and environmental dimensions of sustainability for the City
- Supply high quality, dependable public services that residents and members of the business community expect in order to enjoy a city that is safe and clean. This includes effective police and fire protection and safe and efficient water and sewer systems
- Provide social, cultural, and recreational programs and services that enhance the lives of our residents, help build strong families, and showcase New Port Richey as a desirable place to live, work and play
- Increase the tax base by cultivating a healthy business climate and by working cooperatively with federal, state and county agencies to provide assistance to new and existing members of the business community
- Elevate the residential tax base by addressing property maintenance deficiencies and mobilizing reinvestment in the housing stock

- Debt Service
- Permanent Fund

2. Proprietary funds are used to account for business activities, including internal service activities where goods or services are apportioned on a cost-reimbursement basis. The fund types are as follows:
 - Enterprise
 - Internal Service
3. Fiduciary funds are used to account for resources held by the government as a trustee or agent. The fund types are as follows:
 - Agency
 - Investment
 - Pension
 - Private Purpose Trust

Budgets are used internally and externally and are a force of law. They include estimated revenues and appropriations. Appropriations are authorized estimated expenditures. A budget is a living document which establishes a spending plan that may be adjusted during the year to accommodate new opportunities or changes in circumstances.

Governmental Accounting and Budgets

Governmental accounting utilizes fund accounting. A fund is a self-contained accounting entity with its own assets, liabilities, revenues, expenditures, and fund balance. The City maintains operating, capital, and trust funds. These funds fall into one of three categories: governmental, proprietary or fiduciary.

1. Governmental funds are used to account for tax supported activities. The fund types are as follows:
 - General
 - Special Revenue
 - Capital Project

General Fund Revenue

The FY 2016-2017 General Fund budget is balanced without the use of Reserve Funds. The total General Fund Revenue budget is \$19,708,885, which includes Transfers In from other governmental funds of \$2,570,950 and Contributions from enterprise funds of \$4,897,090.

Tax Rate and Tax Roll

Approximately 48% percent of the just value of property in New Port Richey is residential. 22% of the total value is commercial property and 19% is attributed to governmental and institutional property. Personal property values equated to

11% of the total. The average taxable value of all properties in the City increased by 1.8%; the total value of \$500,438,697 in 2015 increased to \$509,628,765 in 2015. The proposed budget is based on a property tax rate of 9.15 mills (1 mill equals 1 dollar of tax per one thousand dollars in value), which is .10 mills less than the prior year.

The total budgeted expenditures from all budgeted funds for FY 2016-2017 is approximately \$60,573,978 compared to \$136,172,846 for FY 2015-2016. This represents a 96% decrease in expenditures.

Capital Improvement Fund

The total dollar amount of major capital expenditures for FY 2016-2017 is \$16,691,040, 26,390,500, which is approximately \$9,699,460 less than was budgeted in the previous fiscal year. Of that total, \$250,000 is for general government projects; \$715,000 is for Stormwater Utility projects; \$8,736,000 is for Penny for Pasco Projects; \$3,315,000 is for Water and Sewer Utility Projects; \$975,000 is for Community Redevelopment Agency; and \$2,700,040 is for transportation projects.

Personnel Costs and Staffing

This budget includes the equivalent of 5 additional full-time positions. Of the 5 full-time positions, all will be assigned to the General Fund and are in the Parks and Recreation and Police Departments. The proposed budget does include a contingency fund sufficient to provide for a 1.5% pay increase for employees.


Summary

I am pleased to present this budget to the City Council for consideration and adoption. This budget represents a steady foundation which is based on solid financial data and strategy for the next few years.

In closing, I extend my thanks to the department heads for submitting, not only prudent budget requests, but also for acknowledging the economic realities and uncertainties facing the City and budgeting accordingly. I also thank the staff that worked on putting this budget together. Your team spirit and collective efforts are appreciated. Finally, I wish to thank all the members of the New Port Richey City Council for their direction in establishing our city's goals and for their commitment to fiscal responsibility.

It is an honor to serve you.

Respectfully Submitted,



Debbie L. Manns
City Manager



GENERAL FUND

REV CODE	CLASSIFICATION	ACTUAL	ACTUAL	ESTIMATE	AMENDED	BUDGET
		FY13-14	FY14-15	FY15-16	BUDGET	AMOUNT
					FY15-16	FY16-17
311-10	Current Ad Valorem Taxes	4,473,225	4,486,807	4,284,165	4,410,000	4,430,060
311-20	Delinquent Ad Valorem Taxes	9,385	24,357	191,322	10,000	25,000
315-25	Communications Services Tax	704,995	656,466	647,120	658,250	639,065
316-10	Local Business Tax	121,405	123,427	127,926	160,000	160,000
	TOTAL TAXES	5,309,010	5,291,057	5,250,533	5,238,250	5,254,125
321-11	Residential Rentals	29,050	25,095	35,715	36,000	38,000
322-10	Building Permits	186,260	163,553	235,690	280,000	280,000
322-20	Building Code Surcharge	689	722	742	700	750
323-10	Electric Franchise Fees	1,169,962	1,142,892	1,250,000	1,375,000	1,375,000
323-40	Gas Franchise Fees	118,584	108,179	110,000	115,000	115,000
323-70	Garbage Hauling Franchise Fees	28,506	76,389	86,796	110,000	100,000
329-20	Contractors Certificates	-	50	-	-	-
329-21	Development Review Fees	9,235	3,300	11,450	20,000	12,000
329-60	Tree Removal/Replacement	(8,875)	6,406	-	15,000	5,000
	TOTAL LICENSES & PERMITS	1,533,411	1,526,586	1,730,393	1,951,700	1,925,750
331-22	SNAP Grant	32,585	34,617	35,000	36,000	36,000
331-30	Pedestrian Safety Grant	23,440	4,840	-	-	-
331-32	Tactical Div. Task Force	14,185	11,989	14,074	15,000	15,000
331-53	Blight Removal Program	6,672	36,439	51,057	51,057	-
331-54	Community Development Block Grant	57,138	96,653	-	500,000	162,000
331-55	School District Reimb. For SRO	87,508	43,754	170,923	95,000	95,000
334-24	Victims of Crime Act Grant	20,670	9,420	1,642	29,000	15,000
334-26	AFG SCBA Grant	-	-	-	198,750	198,750
334-28	EBT SNAP Program	-	3,600	-	-	-
334-51	State Aid To Libraries	25,789	29,366	37,500	27,500	22,900
334-71	ALA Library Grant	1,000	2,101	80	1,000	-
335-12	State Revenue Sharing	723,724	673,614	675,042	675,530	682,191
335-14	Mobile Home Licenses	42,007	43,657	41,219	40,000	45,000
335-15	Alcoholic Beverage Licenses	58,824	34,914	31,519	28,000	35,000
335-18	Half-Cent Sales Tax - Ordinance	813,673	866,997	894,000	894,950	990,729
335-20	Firefighters Supplemental Comp.	3,700	3,099	2,530	3,000	3,000
335-24	State Excise Tax - Police Pension	177,693	188,021	197,463	160,000	200,000
335-25	State Excise Tax - Fire Pension	115,672	112,019	110,000	110,000	115,000
335-26	Firefighters Supp Comp Trust Fund	41,074	33,395	35,000	40,000	40,000
335-41	Rebate on Municipal Vehicles	13,595	14,844	16,578	12,000	20,000
338-20	Mun. Share-County Occ. Licenses	13,199	13,349	5,609	10,000	10,000
	TOTAL INTERGOVERNMENTAL	2,272,148	2,256,688	2,319,236	2,926,787	2,685,570

GENERAL FUND, CONT.

REV CODE	CLASSIFICATION	AMENDED				BUDGET
		ACTUAL FY13-14	ACTUAL FY14-15	ESTIMATE FY15-16	BUDGET FY15-16	AMOUNT FY16-17
341-20	Zoning Fees	1,450	1,250	700	3,000	1,275
341-31	Administrative Fees	9,490	20,105	16,635	20,000	20,000
341-33	Magistrate/Court Fees	8,668	25,650	17,151	24,000	24,000
341-40	Cert., Copying & Record Search	28,863	37,481	36,136	36,000	40,000
341-43	Notary Services	170	350	450	300	500
341-52	Employee Contribution to Health Ins.	-	-	-	-	-
342-10	Off-Duty Pay	78,423	81,404	121,989	82,000	203,500
342-40	Emergency Service Fees	3,400	3,950	1,150	3,800	2,500
342-51	Fire Inspection Fees	14,418	15,588	17,000	20,000	20,000
343-91	Street Lights	(150)	(220)	-	-	-
343-95	Street Lights - Eastbury Gardens	12,543	12,449	11,555	12,000	12,000
343-96	Street Lights - Hillandale	13,580	13,716	12,681	13,000	13,000
343-97	Street Lights - Ridgewood	10,743	10,720	9,882	10,500	10,000
347-11	Miscellaneous Proceeds - Library	16,734	16,754	12,976	16,041	16,000
347-12	Gifts - Library	257	100	281	400	300
347-13	Memorials - Library	10	-	50	100	50
347-19	Book Store - Library	3,097	3,275	2,287	3,500	3,500
347-22	Recreation Memberships	115,429	104,198	107,343	130,000	140,000
347-23	Concessions - Machines	1,146	1,150	1,169	1,600	1,600
347-24	Recreation Daily Fees	111,584	124,874	130,179	135,000	140,000
347-25	Rentals	47,525	46,814	62,271	60,000	70,000
347-26	Tennis Court Reservations	112	-	120	-	-
347-27	Lesson Fees	4,708	2,504	13,695	16,000	16,000
347-28	Percentage of Classes	61,490	56,709	51,497	70,000	70,000
347-29	Summer Program Fees	69,555	45,023	62,274	70,000	70,000
347-30	City Sponsored Programs	5,328	10,926	18,159	25,000	30,000
347-61	Concession Stand	226	-	9	-	-
347-32	Recreational Trips	6,076	5,117	7,286	10,000	10,000
347-33	Red Cross Classes	-	150	-	600	600
347-34	Swim/Recreation Accessories	1,066	2,087	969	3,500	2,100
347-35	Swim Team	-	-	-	-	-
347-36	Skate Park	1,294	1,098	869	1,200	-
347-37	Camps	3,367	15,810	200	15,000	400
347-39	Park Vending	105	250	700	3,000	1,000
347-41	Special Events Reimbursement	24,085	22,929	25,738	16,000	30,000
TOTAL CHARGES FOR SERVICES		654,792	682,211	743,401	801,541	948,325
351-10	Court Fines	58,958	61,992	63,421	65,000	65,000
351-20	Parking Fines	60	425	40	800	100
351-21	Red Light Fines	1,296,044	1,429,528	1,522,009	1,150,000	900,000
351-30	Police Education	5,958	5,770	400	6,500	5,900
352-10	Library Fines	15,593	14,911	12,018	17,000	17,500
354-10	Code Enforcement Fines/Court Costs	12,501	131,479	107,263	95,000	135,800
354-11	Lot Clearing/Mowing Fines	1,234	1,052	1,410	10,000	4,000
354-12	Investigations - Recovery	8,209	7,322	8,500	10,000	10,000
354-13	Code Enforcement Amnesty	-	1,500	30,000	80,000	20,000
358-20	Impound Lot	38,793	96,324	101,503	100,000	120,000

GENERAL FUND, CONT.

REV CODE	CLASSIFICATION	ACTUAL FY13-14	ACTUAL FY14-15	ESTIMATE FY15-16	AMENDED BUDGET FY15-16	BUDGET AMOUNT FY16-17
359-10	Other Fines and Forfeits	7,389	15,162	5,404	10,000	10,000
359-12	Contraband Forfeitures	11,186	9,024	27,631	18,000	30,000
359-13	Equitable Sharing - DOJ/DEA	302	53,113	7,496	60,000	30,000
TOTAL FINES & FORFEITURES		1,456,227	1,827,602	1,887,095	1,622,300	1,348,300
361-10	Interest - Investments	329	4,235	3,750	4,250	5,000
361-13	Interest - Taxes	21	557	9,045	150	10,000
361-14	Interest - Equitable Sharing	8	61	43	-	100
361-16	Interest - Lot Mowing	-	32	23	60	25
361-17	Interest - Confiscated Property	19	-	-	-	-
361-18	Interest - Gain on Sale of Market Securities	-	15,397	-	-	-
361-20	Interest - S.B.A.	6,938	1,141	1,569	1,100	2,500
361-25	Interest - FMLVT	2,585	10,143	6,980	7,063	10,000
361-26	Interest - Adjustable Rate Mortgages	(53)	-	-	-	-
361-30	Net Incr(Decr)-Fair Value of Investments	(20)	-	-	-	-
361-32	Interest-County Share Occ. Licenses	-	1	32	-	-
362-14	Rent - Chamber of Commerce	3,000	3,000	2,750	3,000	3,000
362-18	Rent - Cavalaire Square	-	980	1,960	1,200	2,000
364-41	Surplus Furn., Fix., Equip. Sales	22,219	16,214	37,360	-	-
364-42	Insurance Proceeds	897	-	1,739	-	500
366-90	Contributions and Donations	450	17,031	3,871	6,000	-
366-92	Donations - Recreation	12,394	10,418	4,204	10,000	-
366-93	Contributions From Friends-Library	-	1	15	-	-
366-97	Donations - Animal Control Svcs	1,405	-	-	-	-
369-21	Vacant/Foreclosed Property Registry	32,550	32,325	32,300	34,000	35,000
369-30	Refund of Prior Year Expense	22,454	487	2,898	6,000	3,000
369-71	Returned Check Charge	215	30	120	200	150
369-90	Other Miscellaneous Revenue	15,763	7,295	5,045	5,000	7,500
381-31	Transfer from Street Improvement Fund	-	60,861	420,930	420,930	521,760
381-32	Transfer from CRA Fund	-	485,450	522,794	522,794	375,440
381-37	Transfer from Water & Sewer Fund	7,018,547	-	-	-	-
381-60	Transfer from Capital Improvement Fund	150,000	1,115,280	950,000	1,369,150	250,000
381-70	Transfer from General Debt Service Fund	1,374,509	814,717	1,625,000	1,625,000	1,423,750
TOTAL MISCELLANEOUS REVENUE		8,664,230	2,595,656	3,632,428	4,015,897	2,649,725
382-10	Contributions from W & S Fund	2,312,760	3,060,680	3,045,975	3,060,680	3,620,090
382-11	Contributions from W & S Fund -TBW Interest	847,580	419,050	398,303	419,000	387,970
382-12	Contributions from W & S Fund -PILOFF	549,330	575,000	560,000	560,000	560,000
382-20	Contributions from Stormwater Utility Fund	75,000	119,250	259,106	259,106	329,030
TOTAL OTHER		3,784,670	4,173,980	4,263,384	4,298,786	4,897,090
TOTAL REVENUES PRIOR TO FUND BALANCE		23,674,488	18,353,780	19,826,470	20,855,261	19,708,885
389-89	Prior Yr Fund Bal-Assigned	801,045	415,740	-	-	-
389-90	Prior Yr Fund Bal-Unassigned	309,174	948,890	410,424	410,424	-
TOTAL FUND BALANCE		1,110,219	1,364,630	410,424	410,424	-
GENERAL FUND REVENUES		\$ 24,784,707	\$ 19,718,410	\$ 20,236,894	\$ 21,265,685	\$ 19,708,885

CITY COUNCIL

EXP CODE	CLASSIFICATION	AMENDED				BUDGET AMOUNT FY16-17
		ACTUAL FY13-14	ACTUAL FY14-15	ESTIMATE FY15-16	BUDGET FY15-16	
13-11	Part-Time Wages	18,600	18,300	18,600	18,600	18,600
21-11	Social Security Matching	1,423	1,378	1,400	1,430	1,400
TOTAL PERSONNEL SERVICES		\$ 20,023	\$ 19,678	\$ 20,000	\$ 20,030	\$ 20,000
31-11	City Attorney Services	89,106	143,558	115,000	150,000	130,000
31-13	Attorney Services - Litigation	172,343	50,000	-	50,000	25,000
31-99	Professional Services - Misc	1,500	3,986	8,300	20,000	10,000
40-11	Travel & Training	626	2,764	412	2,500	2,500
42-11	Postage	20,771	1,664	615	2,500	15,500
48-10	Cultural Affair Events	2,728	10,670	24,914	35,360	25,000
49-61	Special Events	-	-	18,983	20,000	50,000
49-99	Other Current Charges - Misc	4,775	22,430	13,586	24,780	5,000
51-11	Office Supplies - General	1,951	899	600	600	500
52-31	Clothing & Apparel	98	-	220	220	200
52-43	Computer/Operating Supplies	8,080	-	-	4,500	4,500
54-11	Dues & Memberships	4,779	7,969	5,156	5,200	5,100
99-95	Settlement Agreement	1,764	1,764	1,617	1,770	1,770
TOTAL OPERATING		\$ 308,521	\$ 245,704	\$ 189,403	\$ 317,430	\$ 275,070
TOTAL EXPENDITURES		\$ 328,544	\$ 265,382	\$ 209,403	\$ 337,460	\$ 295,070

CITY MANAGER

IT IS THE MISSION OF THE CITY MANAGER'S OFFICE TO

provide thoughtful, effective planning for the City's future growth and development and maintain effective communication between the City Council, city employees and New Port Richey residents.

DESCRIPTION

The City Manager works on projects and initiatives that support the entire organization and benefit the community at large. As the umbrella for all other city departments, the City Manager facilitates and coordinates the work of all departments to ensure that the policies and strategic goals of the City Council are met. Included in her duties are:

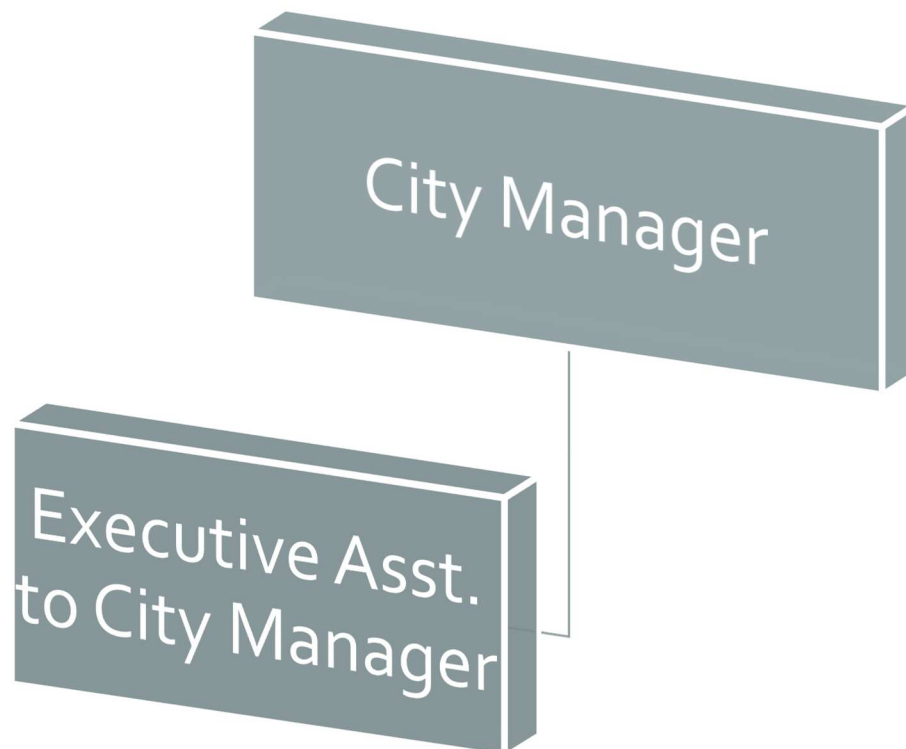
- Policy and Administration – The City Manager works directly with the City Council in policy making for the City and is responsible for the development of administrative action to ensure implementation of the City Council's vision, goals, and critical result areas.
- Communications - A majority of the communication to the City Council, the media, and general public comes through the City Manager. This includes the city's newsletter, press releases, and media briefings.
- Economic Development - The City Manager is the Executive Director of the Community Redevelopment Agency and leads efforts related to economic development within the City.
- Community Engagement - The City Manager is the liaison with neighborhood groups, social service agencies, civic groups, and other governmental bodies working to foster communication, collaboration and cooperation between and among these groups and the City.
- Intergovernmental Relations - The City Manager works with elected officials from the County, State, and Federal government to coordinate grants and legislative issues affecting our community.

ACCOMPLISHMENTS OF FY16

- Worked with the City Council to development a Strategic Plan for the City
- Implemented the FY16 Capital Improvement Plan
- Worked with city staff to implement the City Council's strategic goals.
- Maintained strong relationships with Pasco County, West Pasco Chamber of Commerce, and other local partners

FY17 INITIATIVES

- Provide sound leadership and responsible governance to maintain financial stability and ensure the achievement of city goals efficiently and responsibly
- Be innovative and responsive in how city services are provided:
 - Seek new and collaborative approaches to improve the effectiveness and efficiency of service delivery
 - Cultivate a customer service driven workforce
- Promulgate the vitality of both the residential and business communities
- To assure reliable methods of communicating with and responding to the community
- Continue to be proactive with infrastructure maintenance programs and reinvestment in cost effective improvements to roads, sewers, water mains, parking, parks and public facilities
- Maintain effective communication amongst the city, county, state, federal, and other local governments



CITY MANAGER

EXP CODE	CLASSIFICATION	ACTUAL	ACTUAL	ESTIMATE	AMENDED	BUDGET
		FY13-14	FY14-15	FY15-16	FY15-16	AMOUNT FY16-17
11-11	Dept Head Salaries	38,482	126,623	118,460	118,460	120,900
12-10	Regular Exempt Salaries	36,409	42,215	43,480	43,480	43,480
13-11	Part-Time Wages	13,088	14,258	8,114	-	-
15-11	Employee Incentives	100	150	150	150	100
15-12	Gas/Car Allowance	2,000	6,000	4,000	6,053	6,000
15-22	Education Incentive Pay	-	-	240	-	-
15-29	Meal Allowance	50	-	-	100	100
21-11	Social Security Matching	6,861	13,975	12,870	12,870	13,200
22-11	Florida Retirement System	22,729	31,043	28,770	28,770	29,800
23-11	Health Insurance	7,695	14,908	15,633	16,000	14,900
23-12	Life Insurance	19	20	25	30	100
23-13	Accidental Death & Disab Insurance	12	39	48	50	40
23-14	Group Term Life Insurance	82	313	306	300	-
24-26	Workers Comp - Clerical (8810)	440	474	553	600	400
TOTAL PERSONNEL SERVICES		\$ 127,967	\$ 250,018	\$ 232,649	\$ 226,863	\$ 229,020
31-99	Professional Services - Misc	19,581	-	-	-	-
40-11	Travel & Training	1,174	4,299	4,715	5,900	5,500
41-21	Telephone - Local	1,043	1,531	1,160	1,500	1,500
42-11	Postage	181	278	269	300	300
46-23	Maint - Copiers	1,195	2,827	1,157	1,000	500
51-11	Office Supplies - General	1,764	5,108	1,949	2,000	1,000
52-31	Clothing & Apparel	-	213	123	300	300
52-43	Computer/Operating Supply	4,231	681	322	500	1,500
52-99	Operating Supplies - Miscellaneous	412	3,133	1,799	1,500	2,000
54-11	Dues & Memberships	1,002	2,099	2,625	2,900	2,900
54-31	Subscriptions/Newspapers	-	-	185	-	-
54-61	Books & Publications	378	553	143	200	600
TOTAL OPERATING		\$ 30,961	\$ 20,722	\$ 14,447	\$ 16,100	\$ 16,100
TOTAL EXPENDITURES		\$ 158,928	\$ 270,740	\$ 247,096	\$ 242,963	\$ 245,120

HUMAN RESOURCES

IT IS THE MISSION OF HUMAN RESOURCES TO

serve as a strategic partner to our city organization by integrating five (5) specific areas of human resources management: employment, pay and classification, employee relations, training, and benefits and risk management.

DESCRIPTION

Human Resources maintains a customer focus for both the internal and external customer, providing services to employees and citizens alike. It accomplishes the 5 areas of human resources management by recruiting and retaining a qualified and diverse workforce to meet the varied needs of our organization; by training and developing the workforce towards performance that exceeds internal and external customer expectations; by recognizing and minimizing the risk loss associated with providing City services: by overall planning, coordination, and administering both a comprehensive human resources, benefits, and risk management program.

ACCOMPLISHMENTS OF FY16

- Implemented an orientation procedure for new employees
- Established employee based committees for wellness and safety in the workplace
- Launched an employee newsletter, which is published quarterly
- Assisted the City Manager in mobilizing a joint labor/management health care coalition

FY17 INITIATIVES

- Increase the customer service delivery of the department to employees
- Create and implement employee programs that will positively affect the morale and productivity of the employees
- Work with the City Manager to effectuate cost savings to the City in the areas of health care and risk management
- Update the City's Employee Handbook and Personnel Manual
- Expand the employee educational training program

Assistant to the City
Manager

```
graph TD; A[Assistant to the City Manager] --- B[Human Resources Manager]; B --- C[Sr. Administrative Assistant];
```

Human
Resources
Manager

Sr.
Administrative
Assistant

HUMAN RESOURCES

EXP CODE	CLASSIFICATION	ACTUAL	ACTUAL	ESTIMATE	AMENDED	BUDGET
		FY13-14	FY14-15	FY15-16	BUDGET	AMOUNT
					FY15-16	FY16-17
11-12	Division Head Salaries	47,731	52,769	52,000	52,000	53,500
12-10	Regular Exempt Salaries	1,400	224	-	-	-
13-11	Part-Time Wages	17,431	16,882	21,060	22,000	2,200
13-14	Part-Time Firefighter Wages	50	100	-	-	-
15-11	Employee Incentives	-	-	100	100	100
15-24	Clothing Allowance	-	-	-	-	50
15-29	Meal Allowance	14	30	-	100	50
15-31	Education Reimbursement	1,500	2,867	2,403	6,000	5,000
21-11	Social Security Matching	5,097	5,315	5,402	5,680	5,800
22-11	Florida Retirement System	4,714	5,125	5,111	5,490	5,700
23-11	Health Insurance	6,156	5,963	6,485	7,458	7,460
23-12	Life Insurance	20	20	45	50	50
23-13	Accidental Death & Disab Insurance	2	2	2	20	20
24-26	Workers Comp - Clerical (8810)	329	201	272	310	180
25-11	Unemployment Compensation Claims	35,186	1,100	5,500	31,000	10,000
TOTAL PERSONNEL SERVICES		\$ 119,630	\$ 90,598	\$ 98,380	\$ 130,208	\$ 90,110
31-11	Labor Attorney Services	31,031	20,853	8,413	10,000	10,000
31-33	Employee Assistance Program	5,250	5,250	5,250	5,250	5,250
31-99	Professional Services - Misc	9,423	26,765	7,806	13,000	10,000
34-13	Employee Support Program	1,443	5,279	6,466	7,000	6,000
40-11	Travel & Training	-	-	212	2,000	1,500
41-21	Telephone - Local	524	445	310	500	500
42-11	Postage	64	108	34	200	100
45-11	Liability Insurance - Comp. General	87,115	95,716	95,393	100,321	105,500
45-21	Building & Contents Insurance	151,131	132,111	158,156	168,080	176,500
45-22	Pollution Insurance	-	11,837	574	-	-
45-23	Automobile & Truck Insurance	49,461	57,229	50,987	49,598	5,100
45-90	Insurance - Miscellaneous	-	-	2,499	3,000	2,500
46-23	Maint - Copiers	167	730	712	300	600
49-15	Classified Advertising	2,000	9,248	6,012	7,000	5,100
51-11	Office Supplies - General	1,186	478	625	1,000	1,000
52-31	Clothing & Apparel	-	-	80	100	50
52-43	Computer/Operating Supply	272	499	-	2,000	3,000
52-54	Training Supplies - General	-	1,966	-	1,000	500
54-11	Dues & Memberships	333	190	240	1,000	300
54-61	Books & Publications	-	-	-	600	500
TOTAL OPERATING		\$ 339,400	\$ 368,704	\$ 343,769	\$ 371,949	\$ 334,000
TOTAL EXPENDITURES		\$ 459,030	\$ 459,302	\$ 442,149	\$ 502,157	\$ 424,110

CITY CLERK

IT IS THE MISSION OF THE CITY CLERK TO

accurately and effectively maintain the official records of the City of New Port Richey ensuring that citizens, elected officials, and city employees can obtain needed information as efficiently as possible; respond to requests for information from citizens and city personnel in a courteous manner and ensure that the City meets or exceeds all legal standards for record keeping and responses to public records requests.

DESCRIPTION

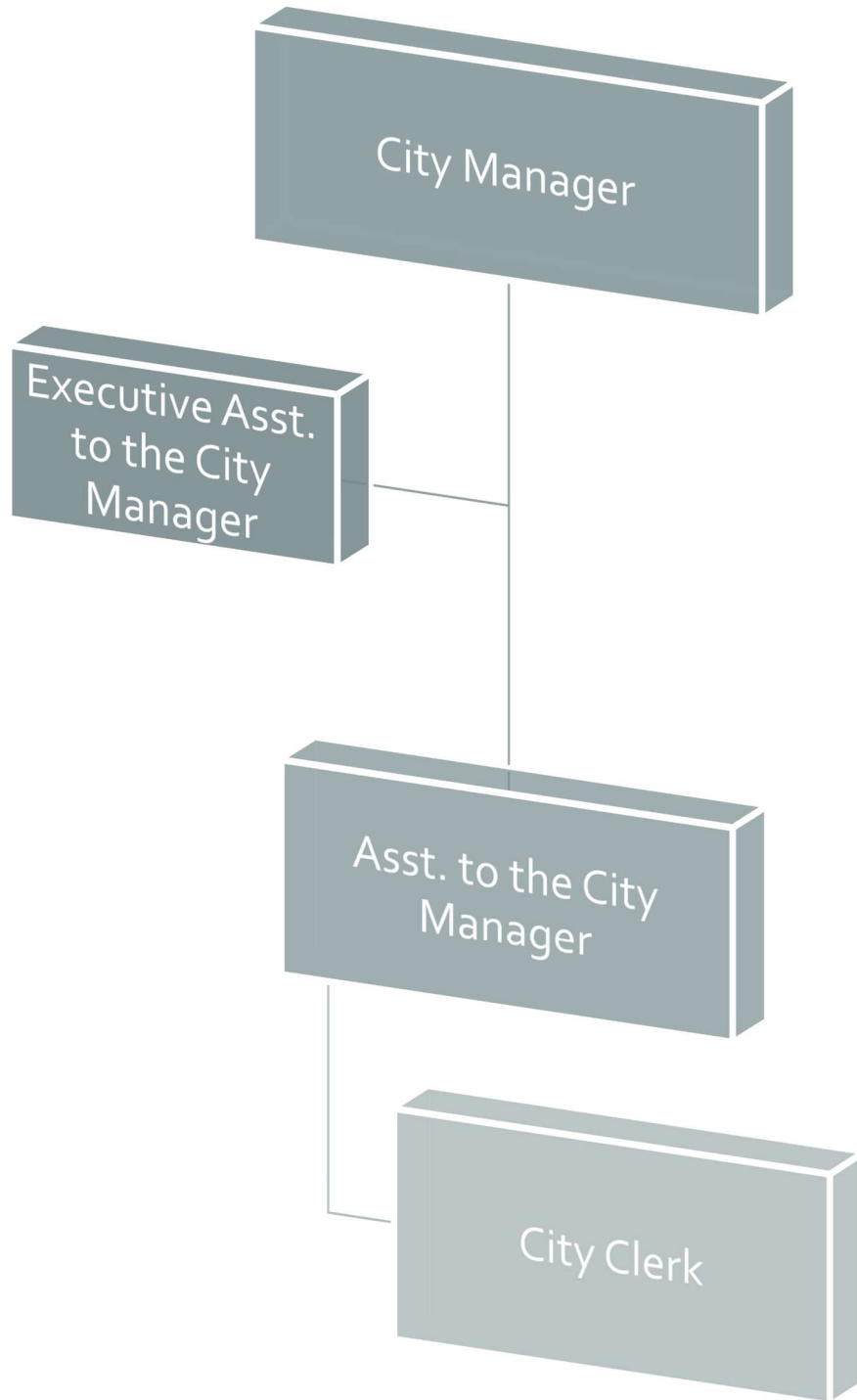
The City Clerk is known as the “keeper of the records”. The City Clerk prepares and maintains official city records, including City Council agendas and minutes, and serves as the Records Management Liaison Officer to the state archives - maintaining, storing, and disposing of the City’s public records in accordance with Florida Statutes. The City Clerk also serves as lead contact for all public records requests, administers oaths, manages municipal elections, and acts as official custodian of the city seal.

ACCOMPLISHMENTS OF FY16

- City ordinances and resolutions, from 1924 to present, have been organized, catalogued, preserved, and archived
- City Council meeting minutes, from 1924 to present, have been prepared for presentation and archival purposes
- A comprehensive ordinance/resolution database that is accessible to and searchable by city staff was established

FY17 INITIATIVES

- Achieve Master Municipal Clerk certification
- Preserve and archive historic City documents
- Observe Records Management guidelines to remove accumulated file room clutter



CITY CLERK

EXP CODE	CLASSIFICATION	ACTUAL	ACTUAL	ESTIMATE	AMENDED	BUDGET
		FY13-14	FY14-15	FY15-16	BUDGET	AMOUNT
					FY15-16	FY16-17
11-11	Dept Head Salaries	59,668	-	-	-	-
11-12	Division Head Salaries	-	54,101	31,831	54,000	50,000
15-11	Employee Incentives	50	50	50	50	50
15-29	Meal Allowance	24	11	-	30	30
21-11	Social Security Matching	4,542	4,091	3,026	4,140	4,140
22-11	Florida Retirement System	11,537	3,699	2,892	3,980	3,980
23-11	Health Insurance	6,156	5,963	4,486	6,780	7,460
23-12	Life Insurance	20	20	15	50	50
23-13	Accidental Death & Disab Insurance	2	2	2	20	20
24-26	Workers Comp - Clerical (8810)	125	149	20	230	150
TOTAL PERSONNEL SERVICES		\$ 82,124	\$ 68,087	\$ 42,321	\$ 69,280	\$ 65,880
34-23	Elections	5,330	-	5,589	5,650	5,650
40-11	Travel & Training	1,500	1,890	946	1,150	1,150
42-11	Postage	69	138	56	160	160
46-23	Maint - Copiers	1,149	1,541	874	1,000	1,000
47-31	Code Book Update Service	6,837	7,537	5,264	9,000	7,000
49-11	Legal Advertising	13,892	28,988	28,408	21,700	30,000
49-21	Legal Recordings	6,934	5,787	4,283	6,900	6,900
49-81	Flowers	370	834	237	750	500
51-11	Office Supplies - General	1,076	1,088	270	1,200	1,000
52-31	Clothing & Apparel	-	89	99	100	100
52-43	Computer/Operating Supplies	99	272	-	100	250
54-11	Dues & Memberships	554	501	796	1,000	1,000
54-61	Books & Publications	78	-	-	150	150
TOTAL OPERATING		\$ 37,888	\$ 48,664	\$ 46,822	\$ 48,860	\$ 54,860
TOTAL EXPENDITURES		\$ 120,012	\$ 116,751	\$ 89,143	\$ 118,140	\$ 120,740

TECHNOLOGY SOLUTIONS

IT IS THE MISSION OF TECHNOLOGY SOLUTIONS TO

manage the City's information systems in an effective and efficient manner; to provide service and support to all city departments, assisting users in the most effective utilization of the system; to ensure that information and system resources are accessible and usable by maintaining system uptime and availability; and to ensure the integrity of applications and data by maintaining strong security and system continuity procedures.

DESCRIPTION

Technology Solutions oversee the administration and management of all the city telecommunication and data systems. As the support department to all city staff, Technology Solutions provides assistance for any questions related to desktops, mobile computers, network printers, software and computer applications, and telephone systems. The department manages the City's IT network, which includes all city servers, wireless network, and domain controls. The department also manages systems that store and manage information and data, such as the city's email system and the Geographic Information System (GIS). A key responsibility for the department is to ensure the security of the IT infrastructure. The City's IT system is protected through data security and backup management, firewall management, and intrusion prevention strategies.

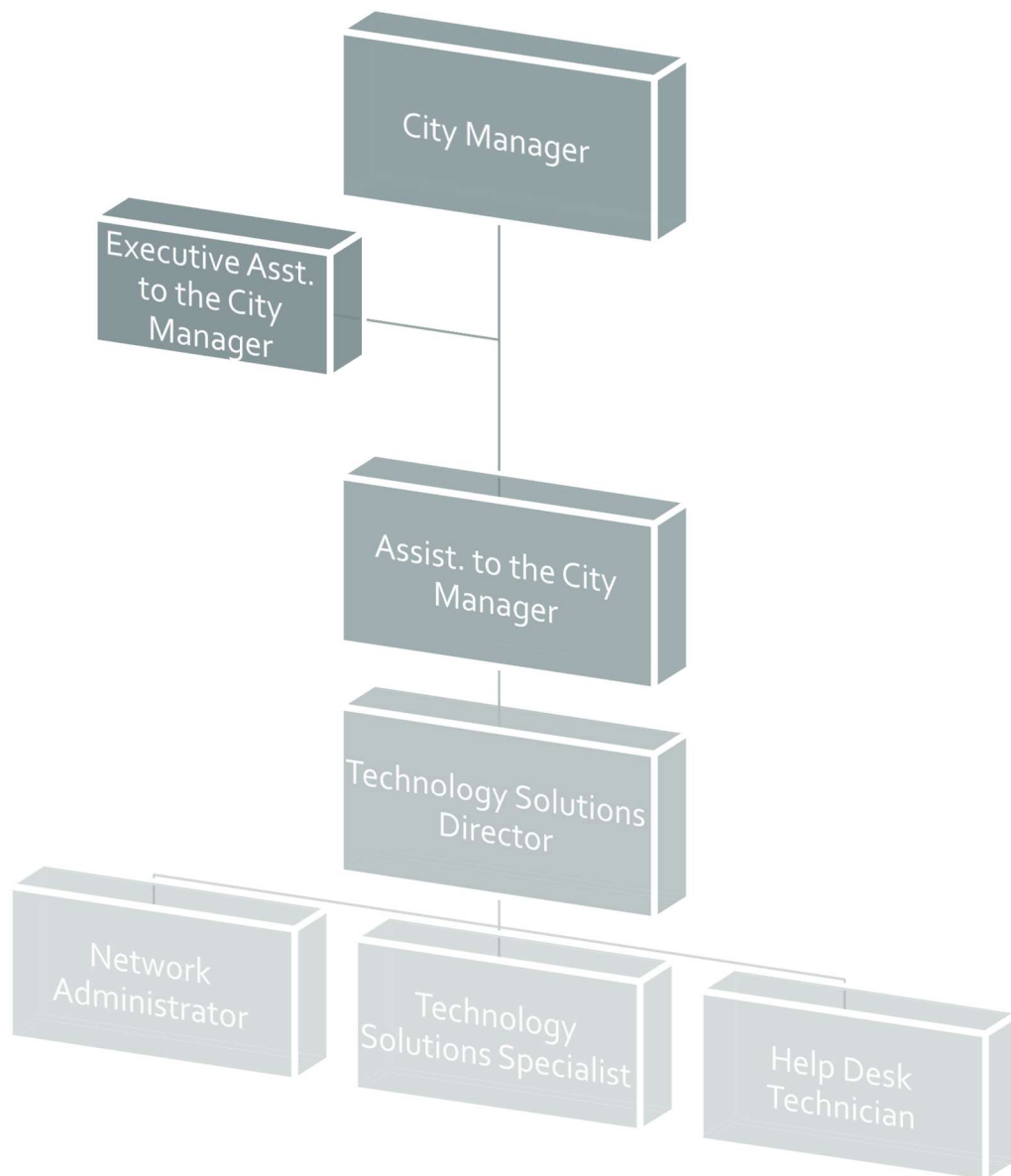
ACCOMPLISHMENTS OF FY17

- Installed a centralized GIS server to support Tyler Technologies and facilitate EnterGov migration
- Completed installation and configuration of EnterGov server and software (expected live date is March 2017)
- Installed and configured CCTV camera system with live feeds directly to Police Dispatch Center
- Installed and configured Evidence on Q software for collection and processing of evidence for Police
- Developed specifications for RFP for the LED board for Sims Park and worked with awarded vendor to complete installation and configuration
- Completed review process and awarded contract to recreation software vendor
- Launched New Port Richey mobile app to encourage citizen interaction and provide access to services
- Completed a redesign of the City's website to showcase and market city resources
- Implemented record management and CAD system for the Fire & Emergency Service Department and police services

FY17 INITIATIVES

- Network infrastructure improvements throughout city facilities:
 - Update and replace switches, firewalls, phone systems, cabling, and other network appliances
 - Establish additional monitoring for security and alerts
 - Improve automated deployment of patches, updates, virus definition files, and upgrades
- Enhance the City's social media tools allowing for increased citizen interaction
 - Implementation of wifi in the Downtown area, at Sims Park, and at the Recreation Center
 - Structure the City's social media accounts, update policies, and implement archiving system
- Implement scheduled technology training for staff:

- Develop a set of courses with the purpose of refreshing staff knowledge of software used by the City
- Produce a schedule of live and online classes to give staff the opportunity for additional training
- Refresh hardware in the training room and expand training capabilities with additional laptops
- Ongoing Tyler Technologies installation and implementation:
 - Complete Phase 2 and 3 of the migration
 - Work with the Billing & Collection Division to convert data, test, and train of the Utility Billing module
 - Work with the Development Department to finalize EnterGov software implementation and GIS data integration



TECHNOLOGY SOLUTIONS

EXP CODE	CLASSIFICATION	ACTUAL	ACTUAL	ESTIMATE	AMENDED	BUDGET
		FY13-14	FY14-15	FY15-16	BUDGET	AMOUNT
		FY13-14	FY14-15	FY15-16	FY15-16	FY16-17
11-11	Dept Head Salaries	68,015	-	-	-	-
11-12	Division Head Salaries	-	76,675	75,200	75,200	76,300
12-99	Regular Full-Time Wages	52,738	62,162	79,340	79,340	116,480
14-11	Overtime Wages	5,695	1,738	1,150	1,750	1,750
15-11	Employee Incentives	150	150	150	150	200
15-16	Health Insurance Waiver Stipend	300	-	-	-	-
21-11	Social Security Matching	9,689	10,671	10,819	11,970	14,750
22-11	Florida Retirement System	9,785	9,950	10,931	11,450	14,590
23-11	Health Insurance	12,311	14,411	19,644	20,340	29,830
23-12	Life Insurance	44	49	94	100	200
23-13	Accidental Death & Disab Insurance	5	6	34	40	80
24-26	Workers Comp - Clerical (8810)	381	416	558	650	450
TOTAL PERSONNEL SERVICES		\$ 159,113	\$ 176,227	\$ 197,920	\$ 200,990	\$ 254,630
34-99	Contractual Services - Misc	5,694	8,353	1,685	20,000	10,000
40-11	Travel & Training	5,475	7,646	1,000	6,300	5,000
41-21	Telephone - Local	13,515	11,153	12,000	12,000	11,900
41-34	Data Lines	6,012	4,874	9,120	9,120	16,000
42-11	Postage	53	58	-	50	50
44-29	Rent - Software	189,953	199,867	146,478	195,500	218,480
46-21	Maint - Equipment	11,182	12,322	9,691	12,400	12,400
46-25	Maint - AV Equipment	-	1,294	-	1,500	1,500
51-11	Office Supplies - General	280	758	243	250	200
52-11	Fuel	23	-	-	-	-
52-31	Clothing & Apparel	-	203	-	200	200
52-43	Computer/Operating Supply	18,869	10,332	9,287	10,000	10,000
52-53	Operating Supplies - Train Rm	992	1,268	759	800	800
54-11	Dues & Memberships	1,684	650	-	1,250	1,250
54-61	Books & Publications	45	-	-	50	50
TOTAL OPERATING		\$ 253,777	\$ 258,778	\$ 190,262	\$ 269,420	\$ 287,830
64-13	Data Processing Equipment	48,168	17,957	572	10,000	12,000
64-18	Software	296,309	127,174	212,477	285,000	367,200
64-31	Special Purpose Equipment	120,246	74,950	2,463	5,600	49,000
TOTAL CAPITAL		\$ 464,723	\$ 220,081	\$ 215,512	\$ 300,600	\$ 428,200
TOTAL EXPENDITURES		\$ 877,613	\$ 655,086	\$ 603,694	\$ 771,010	\$ 970,660

ADMINISTRATIVE SERVICES

IT IS THE MISSION OF ADMINISTRATIVE SERVICES TO

provide assistance to the City Manager, as needed, while focusing on special assigned projects; provide the City Manager with appropriate research, summarized and presented in a professional manner, that will enhance the effective discharge of the administrative responsibilities of the City Manager's Office.

DESCRIPTION

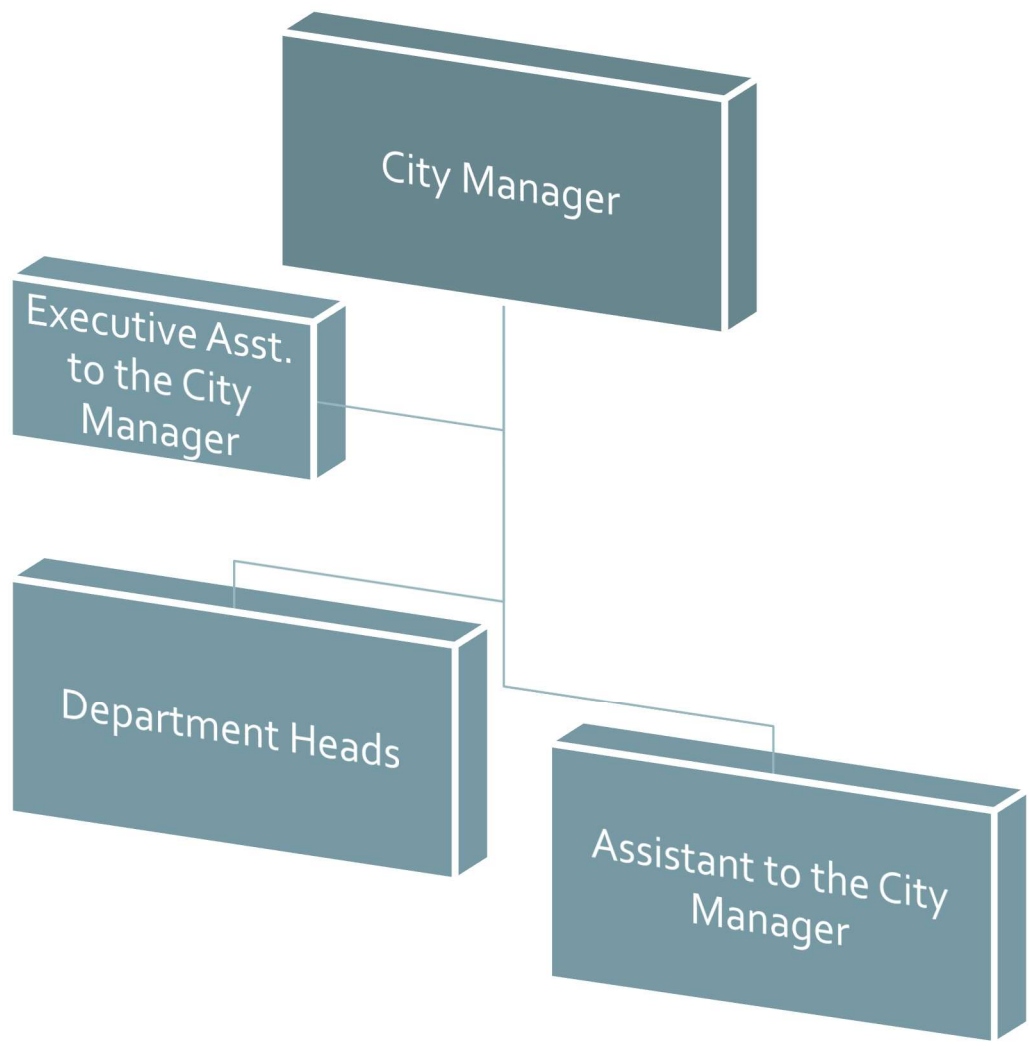
The Administrative Services Division is a division that caters to the specific needs of the City Manager and focuses on the completion of projects, specifically designated by the City Manager.

ACCOMPLISHMENTS OF FY16

- Administered the City's Amnesty Program
- Facilitated the establishment of a new street pavement management program, which included working with consultants to come up with the assessment methodology

FY17 INITIATIVES

- Identify and actively pursue revenue from federal, state, and other institutional sources
- Assist the City Manager in the development and implementation of an active growth plan, which will include annexation, utility service expansion, and the promotion of increased property values
- Develop and administer various residential neighborhood improvement programs and projects
- Review the Business Tax Receipt Program
- Provide public information and press releases, as directed by the City Manager
- Administer the Community Development Block Grant Program
- Assist the City Manager in coordinating activities with other governmental bodies
- Provide assistance to the City Manager on special projects



ADMINISTRATIVE SERVICES

EXP CODE	CLASSIFICATION	ACTUAL	ACTUAL	ESTIMATE	AMENDED	BUDGET
		FY13-14	FY14-15	FY15-16	FY15-16	AMOUNT FY16-17
11-12	Division Head Salaries	-	-	50,649	72,000	72,000
15-11	Employee Incentives	-	-	50	50	50
15-29	Meal Allowance	-	-	-	220	-
21-11	Social Security Matching	-	-	3,800	5,520	5,520
22-11	Florida Retirement System	-	-	4,158	3,240	3,240
23-11	Health Insurance	-	-	3,081	6,780	7,460
23-12	Life Insurance	-	-	9	50	50
23-13	Accidental Death & Disab Insurance	-	-	1	20	20
24-26	Workers Comp - Clerical (8810)	-	-	27	300	300
TOTAL PERSONNEL SERVICES		\$ -	\$ -	\$ 61,775	\$ 88,180	\$ 88,640
31-99	Professional Services - Misc	-	-	3,407	2,900	-
34-99	Contractual Services - Misc	-	-	6,114	15,000	-
40-11	Travel & Training	-	-	23	1,650	1,500
41-21	Telephone - Local	-	-	261	-	500
42-11	Postage	-	-	8	100	150
46-23	Maint - Copiers	-	-	78	1,000	500
47-99	Printing & Binding - Misc	-	-	-	13,250	5,000
49-15	Classified Advertising	-	-	-	10,000	-
51-11	Office Supplies - General	-	-	1,614	400	500
52-31	Clothing & Apparel	-	-	-	50	200
52-43	Computer/Operating Supply	-	-	-	500	1,000
54-11	Dues & Memberships	-	-	-	250	250
54-61	Books & Publications	-	-	-	150	200
TOTAL OPERATING		\$ -	\$ -	\$ 11,506	\$ 45,250	\$ 9,800
64-13	Data Processing Equipment	-	-	-	4,000	2,000
TOTAL CAPITAL		\$ -	\$ -	\$ -	\$ 4,000	\$ 2,000
TOTAL EXPENDITURES		\$ -	\$ -	\$ 73,281	\$ 137,430	\$ 100,440

FINANCE- ACCOUNTING & BUDGETING

IT IS THE MISSION OF ACCOUNTING & BUDGETING TO

manage the city's financial operations in an effective and efficient manner that maintains and promotes the confidence of the citizens we serve and ensures economical and quality governmental service.

DESCRIPTION

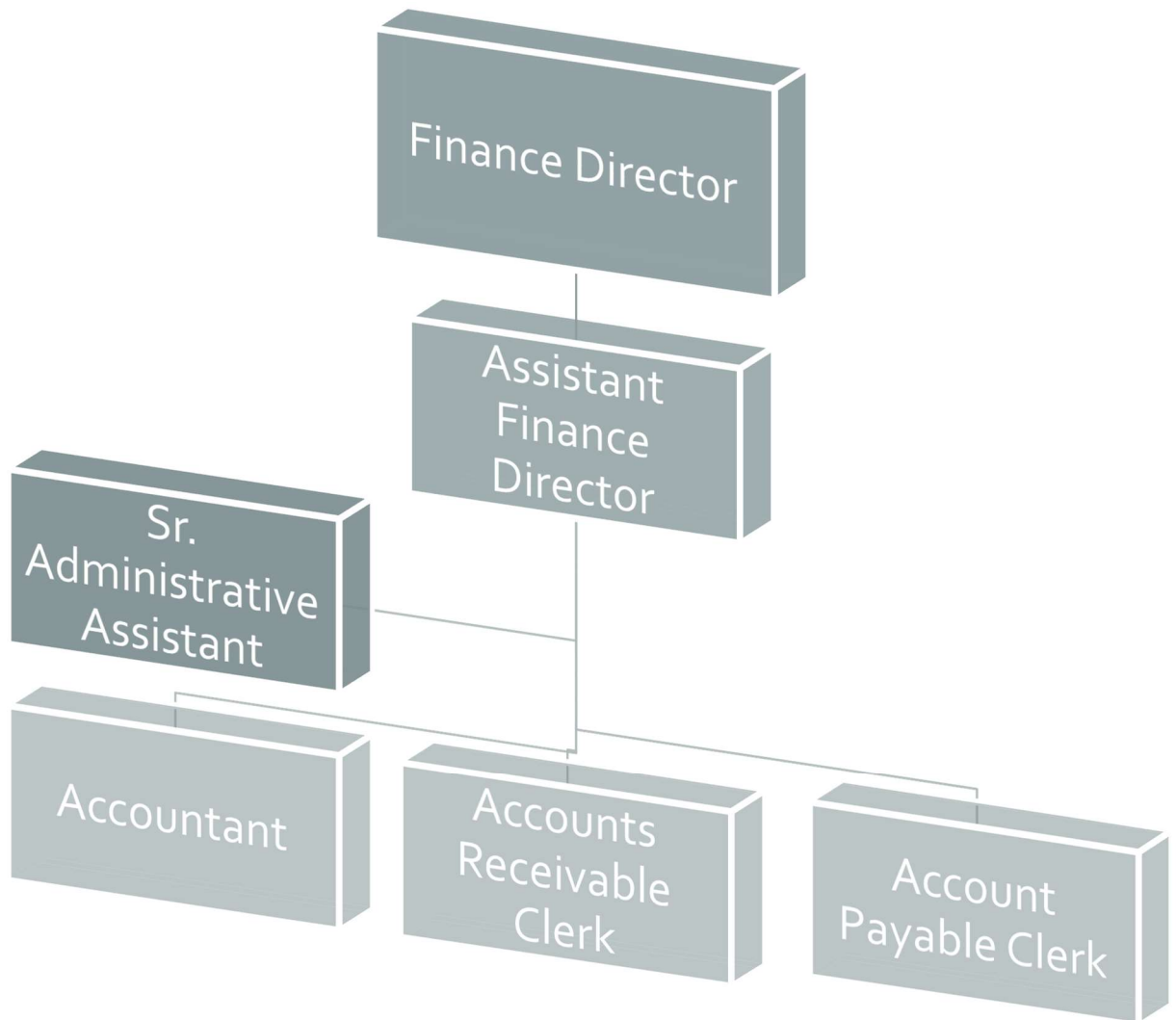
The Finance Department's Accounting & Budgeting Division plays an integral role in all financial transactions, both long and short term within the City of New Port Richey. This Division processes accounts payable and payroll, specialized billing, and provides other accounting related services. In addition, this Division coordinates the development of the annual budget, prepares the Comprehensive Annual Financial Report, and meets with financial advisors to ensure long-term financial stability.

ACCOMPLISHMENTS OF FY16

- Received the Certificate of Achievement for Excellence in Financial Reporting Award from the Government Finance Officers Association (GFOA) for the Comprehensive Annual Financial Report (CAFR) for FY14
- Completed the conversion and implementation from the City's existing financial software to Tyler Technologies
- Completed debt transaction to refinance existing debt
- Implemented a new treasury service provider
- Supported the expansion of the City's utility operations by securing financing, as needed

FY17 INITIATIVES

- Revise the City's current purchasing policy and procurement card program
- Centralize the City's grant management system to improve efficiencies in reporting and compliance
- Improve the City's competitive bidding process, internally and externally, by utilizing the functions in the City's new software system, Tyler Technologies
- Participate in departmental study to identify deficiencies in the Division, if any, and areas of improvement



*The Accounts Receivable Clerk position has been reclassified from the Finance Department's Billing & Collection Division.

* The Senior Administrative Assistant position is the former Purchasing Administrator position from the Finance Department's Purchasing & Warehouse Division, which has been eliminated in FY2016-2017.

ACCOUNTING & BUDGETING

EXP CODE CLASSIFICATION	ACTUAL FY13-14	ACTUAL FY14-15	ESTIMATE FY15-16	AMENDED BUDGET FY15-16	BUDGET AMOUNT FY16-17
11-11 Dept Head Salaries	77,560	81,516	81,225	81,225	81,990
11-12 Division Head Salaries	63,892	61,147	66,500	66,500	67,500
12-99 Regular Full-Time Wages	134,887	142,395	74,000	74,000	147,100
14-11 Overtime Wages	20,972	18,554	7,500	14,000	3,350
15-11 Employee Incentives	300	300	350	200	300
15-12 Gas/Car Allowance	3,655	3,718	3,780	3,300	3,300
15-31 Education Reimbursement	-	-	-	-	800
21-11 Social Security Matching	22,699	22,729	17,099	18,050	23,200
22-11 Florida Retirement System	29,805	33,453	27,024	27,855	34,250
23-11 Health Insurance	33,856	33,460	27,203	28,800	44,750
23-12 Life Insurance	106	110	179	200	300
23-13 Accidental Death & Disab Insurance	12	13	58	60	120
24-26 Workers Comp - Clerical (8810)	717	779	779	800	700
TOTAL PERSONNEL SERVICES	\$ 388,461	\$ 398,174	\$ 305,697	\$ 314,990	\$ 407,660
31-99 Professional Services - Misc	450	63,755	2,388	12,000	24,500
32-11 Annual Audit Services	20,093	137,204	36,000	40,000	40,000
40-11 Travel & Training	2,690	222	2,171	2,800	7,000
41-21 Telephone - Local	1,233	2,356	1,177	1,633	1,300
42-11 Postage	2,095	1,962	2,814	2,067	2,700
44-19 Rent - Equipment/Software	1,884	1,934	-	2,000	2,000
46-21 Maint - Equipment	(133)	885	180	500	500
46-23 Maint - Copiers	171	1,934	1,600	500	2,000
47-21 Printing & Binding - Forms	-	-	1,280	-	3,000
47-99 Printing & Binding - Misc	4,813	1,579	1,595	4,000	2,000
49-99 Other Current Charges - Misc	1,012	1,018	784	848	1,200
51-11 Office Supplies - General	4,885	5,048	4,800	5,000	5,000
52-31 Clothing & Apparel	-	98	899	1,000	360
52-43 Computer/Operating Supplies	11,989	7,201	5,174	6,700	6,000
52-98 Inventory Adjustment	3,878	-	-	-	-
54-11 Dues & Memberships	698	794	444	860	500
54-61 Books & Publications	-	-	480	175	1,000
TOTAL OPERATING	\$ 55,758	\$ 225,989	\$ 61,785	\$ 80,083	\$ 99,060
64-11 Office Furniture/Fixtures	-	-	-	-	3,000
64-13 Data Processing Equipment	-	-	-	3,500	-
TOTAL CAPITAL	\$ -	\$ -	\$ -	\$ 3,500	\$ 3,000

TOTAL EXPENDITURES \$ 444,219 \$ 624,163 \$ 367,482 \$ 398,573 \$ 509,720

FINANCE- BILLING & COLLECTION

IT IS THE MISSION OF BILLING & COLLECTION TO

provide accurate billing information to our customers and provide exceptional customer service at all times, serving with courtesy, honesty, and fairness.

DESCRIPTION

The Finance Department's Billing & Collection Division provides billing service for approximately 10,600 customers for water, sewer, street lighting, residential rental permits, and business tax receipts. The primary functions of this Division are:

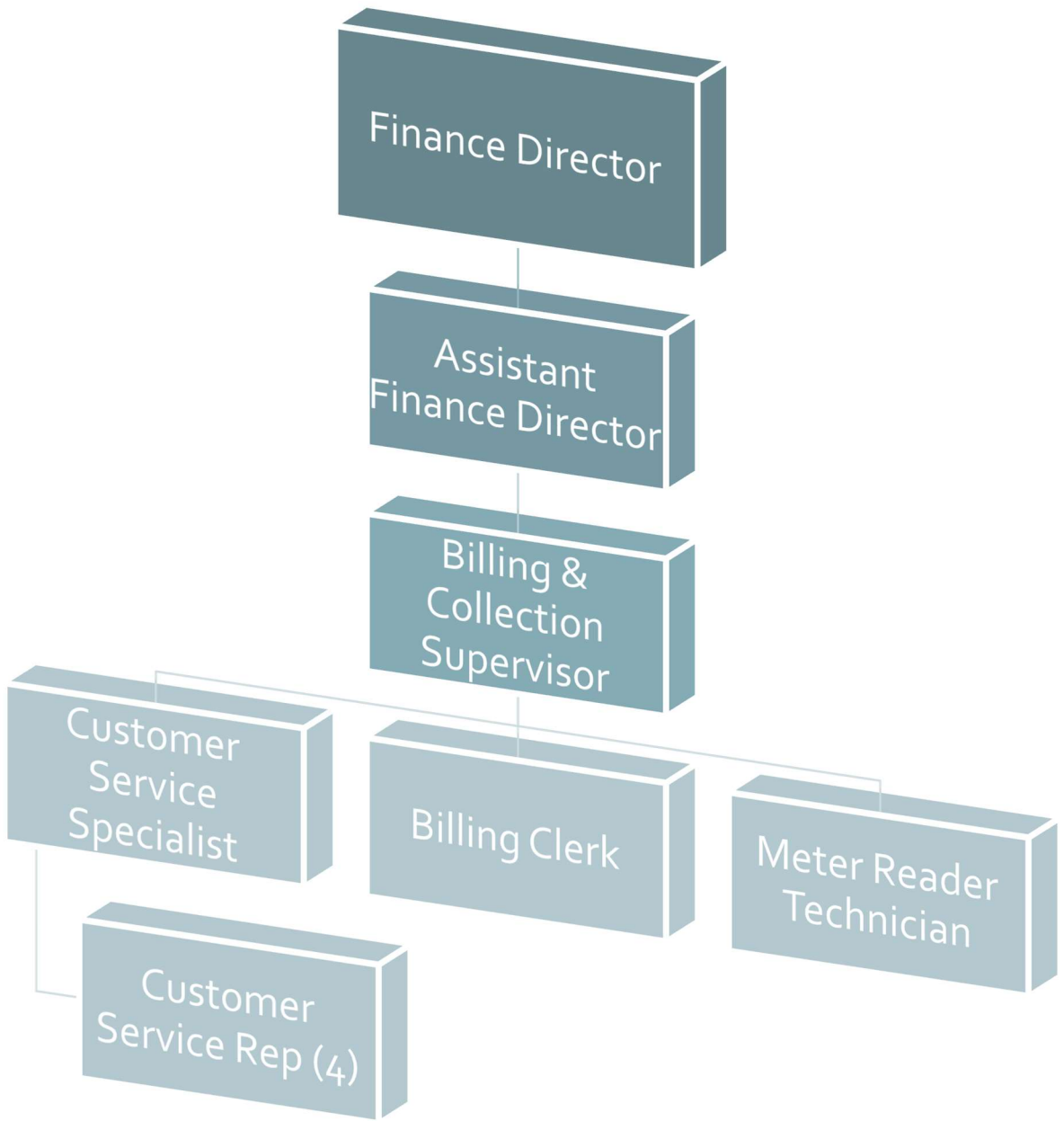
- Establishing and disconnecting water service
- Processing liens and releases of liens
- Processing title searches
- Renewing and processing new applications for business tax receipts and rental permits
- Take payments for city parking fines
- Take utility payments

ACCOMPLISHMENTS OF FY16

- Continued efforts to improve Division perception by incorporating new uniforms for employees and enhancing office space
- Enhanced the look and presentation of the utility billing statements received by customers
- Implemented new processes to better handle phone calls and return calls in a more timely fashion

FY17 INITIATIVES

- Implement Tyler Technologies software with the following objectives:
 - Establish timely processes to generate billing statements and manage accounts receivable
 - Improve reporting and analytical capabilities
 - Improve efficiencies to meet customer needs
- Improve customer satisfaction by providing training and teamwork skills to ensure that productivity is maximized in a positive work environment
- Fully employ the provisions of the debt recovery plan to reduce the amount of uncollected balances held with the City
- Integrate customer list from new utility system purchase into the City's current billing system



BILLING & COLLECTION

EXP CODE	CLASSIFICATION	ACTUAL	ACTUAL	ESTIMATE	AMENDED	BUDGET
		FY13-14	FY14-15	FY15-16	BUDGET	AMOUNT
					FY15-16	FY16-17
11-12	Division Head Salaries	33,076	40,137	42,100	42,100	42,700
12-99	Regular Full-Time Wages	145,436	185,725	211,640	211,640	183,870
13-11	Part-Time Wages	25,239	11,209	-	-	-
13-12	Temporary Wages	1,584	-	-	-	-
14-11	Overtime Wages	6,592	4,915	3,000	6,000	5,750
15-11	Employee Incentives	400	450	400	450	400
15-12	Gas/Car Allowance	-	62	390	-	-
21-11	Social Security Matching	15,768	17,560	18,742	19,910	17,800
22-11	Florida Retirement System	14,631	17,722	17,167	18,215	17,470
23-11	Health Insurance	37,288	45,455	35,730	64,800	59,660
23-12	Life Insurance	124	162	187	200	400
23-13	Accidental Death & Disab Insurance	15	19	34	40	160
24-21	Workers Comp - Waterworks	651	702	987	1,100	1,150
	Oper/SLSMN Drivers (7520)					
24-26	Workers Comp - Clerical (8810)	480	572	1,562	1,600	470
TOTAL PERSONNEL SERVICES		\$ 281,284	\$ 324,691	\$ 331,939	\$ 366,055	\$ 329,830
31-99	Professional Services - Misc	-	-	13,700	-	17,500
34-25	Debt Recovery	-	22,500	124	15,000	10,000
34-26	Contractual Meter Reading	69,696	50,780	18,154	15,000	-
34-35	Outsourced Bills	58,584	72,413	71,346	52,000	50,000
34-99	Contractual Services - Misc	-	-	421	-	-
40-11	Travel & Training	-	742	-	800	500
41-21	Telephone - Local	430	1,114	643	600	750
42-11	Postage	14,987	9,002	10,168	10,000	12,000
42-12	Presort Mailing	-	-	-	220	-
45-71	Notary Bond	-	73	-	80	-
46-21	Maint - Equipment	7,633	5,806	2,390	6,000	6,000
46-23	Maint - Copiers	139	263	240	200	300
46-31	Central Garage Maint	940	-	-	750	500
47-21	Forms	-	-	-	850	500
47-99	Printing & Binding - Misc	9,179	1,306	1,151	5,000	2,000
49-31	Credit Card Charges	45,283	46,326	58,975	15,000	60,000
49-52	Other Current Chgs & Oblg/OverShort	-	51	(27)	150	50
51-11	Office Supplies - General	3,835	4,040	3,652	3,500	4,000
52-11	Fuel	10,456	5,791	5,061	8,000	6,000
52-31	Clothing & Apparel	-	762	1,030	300	750
52-43	Computer/Operating Supply	9,393	1,912	1,381	5,000	3,000
52-89	Automotive Parts	4,574	6,868	939	2,500	3,000
52-99	Operating Supplies - Miscellaneous	172	766	-	500	800
54-11	Dues & Memberships	-	80	85	330	100
54-61	Books & Publications	-	-	-	80	50
TOTAL OPERATING		\$ 235,301	\$ 230,594	\$ 189,433	\$ 141,860	\$ 177,800
64-11	Office Furniture/Fixtures	-	-	800	2,000	2,000
64-12	Office Mechanical Equipment	-	-	-	6,000	-
64-13	Data Processing Equipment	-	-	-	2,000	-
64-15	Trucks & Trailers	-	-	-	-	-
TOTAL CAPITAL		\$ -	\$ -	\$ 800	\$ 10,000	\$ 2,000

TOTAL EXPENDITURES \$ 516,585 \$ 555,285 \$ 522,172 \$ 517,915 \$ 509,630

PURCHASING & WAREHOUSE

EXP CODE	CLASSIFICATION	ACTUAL	ACTUAL	ESTIMATE	AMENDED	BUDGET
		FY13-14	FY14-15	FY15-16	FY15-16	FY16-17
12-99	Regular Full-Time Wages	-	-	53,442	62,670	-
14-11	Overtime Wages	-	-	192	3,160	-
15-11	Employee Incentives	-	-	-	100	-
21-11	Social Security Matching	-	-	4,754	5,050	-
22-11	Florida Retirement System	-	-	7,654	17,290	-
23-11	Health Insurance	-	-	11,159	12,360	-
23-12	Life Insurance	-	-	61	100	-
23-13	Accidental Death & Disab Insurance	-	-	24	30	-
TOTAL PERSONNEL SERVICES		\$ -	\$ -	\$ 77,286	\$ 100,760	\$ -
41-21	Telephone - Local	-	-	-	200	-
42-11	Postage	-	-	-	50	-
44-19	Rent - Equipment	-	-	1,884	2,000	-
46-22	Maint - Office Equipment	-	-	-	1,000	-
46-31	Central Garage Maint	-	-	-	1,000	-
47-21	Forms	-	-	968	570	-
51-11	Office Supplies - General	-	-	625	1,000	-
52-11	Fuel	-	-	216	1,000	-
52-31	Clothing & Apparel	-	-	30	400	-
52-43	Computer/Operating Supply	-	-	368	3,000	-
52-89	Automotive Parts	-	-	-	1,000	-
52-92	Emergency Supplies	-	-	-	1,000	-
52-98	Inventory Adjustment	-	-	8,165	-	-
52-99	Operating Supplies - Miscellaneous	-	-	-	150	-
54-11	Dues & Memberships	-	-	100	50	-
TOTAL OPERATING		\$ -	\$ -	\$ 12,356	\$ 12,420	\$ -
TOTAL EXPENDITURES		\$ -	\$ -	\$ 89,642	\$ 113,180	\$ -

LIBRARY

IT IS THE MISSION OF THE LIBRARY TO

positively transform our community through research assistance & instruction, enlightening educational experiences, and the cultivation of resources for self-directed education.

DESCRIPTION

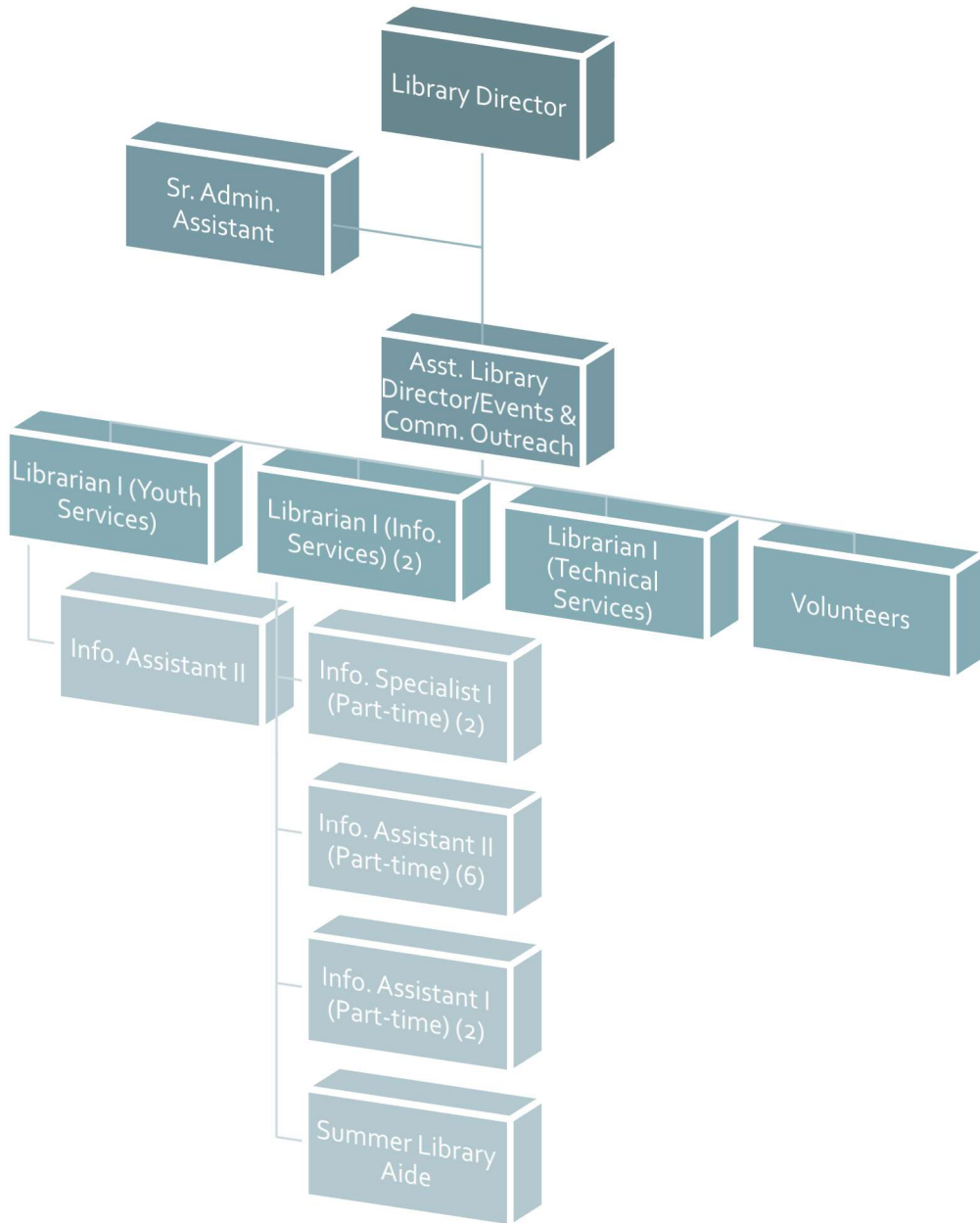
The New Port Richey Library was founded in 1919 and is Florida's first *Library of the Year* recipient. The Library is a popular destination that connects our diverse community to free educational and cultural resources that will enrich their lives.

ACCOMPLISHMENTS OF FY16

- Engaged 114,366 library members in over 1,000 library classes and events
- Sustained 2.5 million virtual visits
- Provided access to our public computers 39,384 times
- Connected nearly .5 million library visitors with resources and loaned 734,425 materials
- Received multiple grants and increased our investment to \$10.18 for every tax dollar invested

FY17 INITIATIVES

- Prepare community members for tomorrow's workforce:
 - Provide educational classes
 - Provide training for entrepreneurs
 - Provide creative space and opportunities for aspiring innovators
- Serve more community members:
 - Provide more members with off-site internet access
 - Provide more e-materials
 - Expand the Books by Mail service
- Retain and develop existing staff:
 - Support continuing educational development
 - Advance professional staff
 - Realign staff to make best use of individualized talents and skills
- Comply with Florida Public Library Outcomes and Standards that directly tie to State grant funding:
 - Work to increase staffing to sustain more open hours and meet minimum standards
 - Continue to work collaboratively with other libraries to provide classes, events, and outreach



LIBRARY

EXP CODE	CLASSIFICATION	AMENDED				BUDGET
		ACTUAL FY13-14	ACTUAL FY14-15	ESTIMATE FY15-16	BUDGET FY15-16	AMOUNT FY16-17
11-11	Dept Head Salaries	94,036	77,715	76,858	77,420	79,350
11-12	Division Head Salaries	47,776	53,769	53,510	52,790	53,580
12-10	Regular Exempt Salaries	137,857	156,424	111,023	148,160	150,380
12-99	Regular Full-Time Wages	22,573	22,717	3,514	-	-
13-11	Part-Time Wages	140,340	167,106	190,433	175,386	180,550
13-12	Temporary Wages	1,616	2,214	5,251	5,330	5,400
14-11	Overtime Wages	1,266	2,410	132	2,390	-
15-11	Employee Incentives	900	900	900	850	850
15-12	Gas/Car Allowance	4,600	-	-	-	-
15-16	Health Insurance Waiver Stipend	-	1,800	-	1,850	-
21-11	Social Security Matching	34,168	36,466	35,182	35,370	35,960
22-11	Florida Retirement System	41,679	45,344	43,771	32,592	44,920
23-11	Health Insurance	43,089	35,780	47,470	37,080	44,470
23-12	Life Insurance	143	143	285	292	300
23-13	Accidental Death & Disab Insurance	17	17	65	78	120
24-26	Workers Comp - Clerical (8810)	960	1,312	1,378	1,460	1,900
24-27	Workers Comp - Building (NOC) (9015)	894	903	-	-	-
TOTAL PERSONNEL SERVICES		\$ 571,914	\$ 605,020	\$ 569,771	\$ 571,048	\$ 597,780
34-12	Pest Control Services	599	652	-	-	-
34-28	Internet Reference Service	34,408	39,825	48,550	46,990	52,000
34-99	Contractual Services - Misc	13,777	20,430	15,000	15,410	15,720
40-11	Travel & Training	2,275	7,635	9,000	11,790	10,000
41-21	Telephone - Local	332	408	400	420	500
41-34	Data Lines	9,684	11,648	14,360	15,690	17,490
41-42	Burglar Alarm Lines	1,506	1,673	1,700	1,930	1,930
42-11	Postage	5,810	6,779	11,677	24,200	15,000
42-21	Freight Express Charges	600	600	600	600	750
43-11	Electric - City Facilities	38,177	33,140	42,000	46,200	46,200
43-31	Trash Removal	1,751	1,770	-	-	-
43-51	Water & Sewer - City	2,751	2,882	3,243	3,710	3,860
43-73	Street Light Fee	279	-	440	440	440
43-81	Stormwater Assessment	644	-	680	680	680
44-19	Rent - Equipment/Software	-	-	13,000	13,170	13,170
44-81	Lease - Copier	3,215	3,281	3,300	3,530	3,530
46-11	Maint - Bldg & Grounds	18,404	12,586	1,000	2,000	3,000
46-21	Maint - Equipment	64,515	68,693	70,000	72,670	75,040
46-23	Maint - Copiers	5,102	2,064	2,364	3,000	3,000
47-99	Printing & Binding - Misc	1,499	3,710	10,000	15,910	15,000
49-31	Credit Card Charges	949	998	1,000	1,200	1,200
49-83	Permit Fees	731	772	800	820	900
49-99	Other Current Charges - Misc	34	-	-	-	-
51-11	Office Supplies - General	4,327	3,570	4,453	5,000	5,000
52-11	Fuel	-	10	-	-	-
52-31	Clothing & Apparel	-	-	-	-	500
52-42	Photographic Supplies	99	1,101	-	600	600
52-43	Computer/Operating Supply	19,808	12,270	17,806	17,510	20,000
52-47	First Aid Supplies	9	37	-	20	20
52-48	Prizes & Awards	1,000	1,004	942	1,000	1,000

LIBRARY

EXP CODE	CLASSIFICATION	ACTUAL	ACTUAL	ESTIMATE	AMENDED	BUDGET
		FY13-14	FY14-15	FY15-16	FY15-16	AMOUNT FY16-17
52-49	Library Supplies	4,937	8,337	7,461	8,500	8,500
52-51	Janitorial Supplies	2,786	2,948	-	-	-
52-93	Miscellaneous Program Costs - Grants	9,108	10,003	10,601	18,000	10,000
52-96	Misc Program Costs	8,991	12,403	11,108	12,000	15,000
52-98	Oper. Supplies/Misc. Snap Prog. Costs	-	24	10,000	-	18,000
52-99	Operating Supplies - Miscellaneous	1,000	2,511	1,807	2,000	2,500
54-11	Dues & Memberships	2,736	2,487	2,898	3,200	3,210
TOTAL OPERATING		\$ 261,843	\$ 276,253	\$ 316,190	\$ 348,190	\$ 363,740
62-99	Building Improvements	19,383	167,754	-	7,300	-
64-13	Data Processing Equipment	33,709	2,943	16,270	16,270	-
66-12	Library Materials	49,931	59,877	59,643	70,250	82,000
66-72	Library Materials - State Aid	12,679	1,789	13,400	23,400	22,900
TOTAL CAPITAL		\$ 115,702	\$ 232,363	\$ 89,313	\$ 117,220	\$ 104,900

TOTAL EXPENDITURES \$ 949,459 \$ 1,113,635 \$ 975,274 \$ 1,036,458 \$ 1,066,420

POLICE - SUPERVISION

IT IS THE MISSION OF POLICE – SUPERVISION TO

be responsive to the needs of our community and deliver quality police services that provide the highest quality of life to our residents, businesses, and guests; to strengthen partnerships with local, state, and federal agencies to expand the department's law enforcement service capabilities; and to establish new partnerships within our residential and business communities.

DESCRIPTION

The New Port Richey Police Department focuses on the safety of residents, visitors, and businesses. Officers protect the citizens of New Port Richey, even at risk to their own lives. These men and women are some of the most dedicated and loyal public servants in this great nation and have vowed to serve with Courage, Pride and Commitment.

ACCOMPLISHMENTS OF FY16

- Audited and updated all federal and state grants
- Utilized Equitable Sharing monies and Street Narcotics Apprehension Program (SNAP) monies to acquire EvidenceOnQ, which is an evidence receiving and tracking program, and a 80" Sharp Aquos Board to replace outdated electronic audio/visual training equipment
- Sent numerous personnel from each Division to specialized training courses to improve their knowledge and job skills
- Acquired Guarding Tracking software, a specialized employee evaluation/performance monitoring software, to increase member accountability department-wide
- Initiated a police auxiliary program with three officers
- Initiated leadership training for executive staff

FY17 INITIATIVES

- Reduce crime and fear of crime:
 - Elevate law enforcement presence in neighborhoods and business areas through focused investigations and collaboration with residents and business owners
 - Expand the use of progressive analytical and investigative techniques to identify and arrest crime perpetrators
 - Increase the Department's crime analysis and mapping capabilities to better predict potential crime problems and allocate resources more efficiently
 - Expand the Police Auxiliary/Reserve Officer Program to increase law enforcement presence
- Strengthen officer/citizen relationships within neighborhoods and identify opportunities for improving the quality of life within those areas
 - Promote citizen and business owner involvement through the use of Police Advisory Council in neighborhoods, where feasible

- Continue the collaborative efforts between Patrol, Code Enforcement, and Community – Oriented Policing officers to increase interactions with residents and business owners, focusing on chronic nuisance target areas
 - Expand the Department's use of its website and social media platforms to share crime information, department accomplishments, and provide crime prevention tips
 - Establish a Police Explorer Post
- Be fiscally responsible:
 - Continue exploring opportunities for obtaining resources at reduced or minimal costs to the City
 - Aggressively pursue grant opportunities
 - Closely monitor and control personnel costs to ensure efficient use of resources
- Continue strengthening the Department's relationships with our community, government and law enforcement partners by committing Department members to committees, task forces, and other programs
- Continue expanding the Department's capabilities and productivity through technology and training:
 - Conclude software installation and employee training for the Department's new computer-aided dispatch, records management, and field mobile data information systems
 - Continue ongoing assessment and evaluation of employee's training levels and provide additional training, where needed

```
graph TD; A[Police Chief] --- B[Deputy Police Chief]; B --- C[Sr. Administrative Assistant];
```

Police Chief

Deputy Police
Chief

Sr.
Administrative
Assistant

POLICE SUPERVISION

EXP CODE	CLASSIFICATION				AMENDED	BUDGET
		ACTUAL FY13-14	ACTUAL FY14-15	ESTIMATE FY15-16	BUDGET FY15-16	AMOUNT FY16-17
11-11	Dept Head Salaries	79,198	82,539	82,000	82,222	84,600
11-12	Division Head Salaries	-	65,558	75,000	75,088	76,200
12-10	Regular Exempt Salaries	32,061	36,250	38,000	38,147	39,100
13-11	Part-Time Wages	15,426	15,772	2,734	-	-
14-11	Overtime Wages	-	-	49	-	-
15-11	Employee Incentives	150	200	200	200	150
15-16	Health Insurance Waiver Stipend	1,500	1,800	1,800	1,800	-
15-21	Police Incentive Pay	1,560	2,154	2,200	2,280	2,280
15-23	Cleaning Allowance	500	1,000	1,000	1,000	1,000
15-29	Meal Allowance	30	-	-	-	-
21-11	Social Security Matching	9,846	15,437	15,000	15,356	15,560
22-11	Florida Retirement System	3,364	3,816	2,793	4,382	2,940
22-12	Police Pension Fund	14,361	18,884	11,494	15,441	-
22-14	Defined Contribution Plan	-	27,645	23,500	34,655	24,300
23-11	Health Insurance	6,156	10,886	18,000	18,900	22,370
23-12	Life Insurance	37	58	150	192	150
23-13	Accidental Death & Disab Insurance	4	7	40	48	60
24-24	Workers Comp - Policemen/Drivers/Chief (7720)	2,840	5,430	6,500	8,685	6,810
24-26	Workers Comp - Clerical (8810)	92	91	150	157	90
24-27	Workers Comp - Building (NOC) (9015)	447	604	10	10	-
TOTAL PERSONNEL SERVICES		\$ 167,572	\$ 288,130	\$ 280,620	\$ 298,563	\$ 275,610
31-31	Employee Physicals	3,351	4,717	5,500	6,000	6,000
34-12	Pest Control Services	2,200	1,947	-	-	-
34-33	Lawn Maintenance	3,600	3,660	-	-	-
40-11	Travel & Training	1,290	863	7,500	3,750	3,750
34-99	Contractual Services - Miscellaneous	24,020	23,952	32,050	33,000	24,000
41-21	Telephone - Local	42,070	43,625	36,780	38,000	38,000
41-34	Data Lines	5,603	7,613	-	-	-
42-11	Postage	346	511	400	400	400
43-11	Electric - City Facilities	38,643	32,938	29,450	34,000	31,000
43-31	Trash Removal	1,595	1,575	-	-	-
43-51	Water & Sewer - City	3,849	4,988	4,980	4,500	5,000
43-73	Street Light Fee	328	-	565	565	560
43-81	Stormwater Assessment	876	-	880	880	880
44-81	Lease - Copier	-	2,528	3,000	1,450	3,900
45-34	Police-Fire AD & D Insurance	2,202	-	4,000	4,410	4,000
46-11	Maint - Bldg & Grounds	13,325	27,303	1,730	2,000	2,000
46-31	Central Garage Maint	360	-	1,200	2,260	1,500
49-72	351 - Police Training	8,887	6,313	11,572	16,000	15,000
51-11	Office Supplies - General	3,493	5,139	3,196	3,000	3,000
52-11	Fuel	8,020	6,202	6,000	8,088	6,500
52-25	Software License Support	7,500	14,265	3,260	-	-
52-31	Clothing & Apparel	96	3,072	1,594	1,000	1,000
52-51	Janitorial Supplies	4,729	4,240	-	1,500	-
52-89	Automotive Parts	2,523	1,898	2,020	1,500	1,500
54-11	Dues & Memberships	501	309	793	1,000	1,000
TOTAL OPERATING		\$ 179,407	\$ 197,658	\$ 156,470	\$ 163,303	\$ 148,990

POLICE SUPERVISION

EXP CODE	CLASSIFICATION	ACTUAL	ACTUAL	ESTIMATE	AMENDED	BUDGET
		FY13-14	FY14-15	FY15-16	FY15-16	AMOUNT FY16-17
62-99	Building Improvements	-	78,344	-	-	-
63-99	Improvements Other Than Bldg - Misc.	-	-	1,000	12,000	-
64-13	Data Processing Equipment	-	-	2,000	2,000	-
64-14	Automobiles	-	28,130	-	-	-
64-17	Communications Equipment	-	3,406	-	-	-
64-31	Special Purpose Equipment	5,001	33,543	17,452	-	-
TOTAL CAPITAL		\$ 5,001	\$ 143,422	\$ 20,452	\$ 14,000	\$ -

TOTAL EXPENDITURES **\$ 351,980** **\$ 629,211** **\$ 457,542** **\$ 475,866** **\$ 424,600**

POLICE – SUPPORT SERVICES

IT IS THE MISSION OF POLICE – SUPPORT SERVICES TO

be responsive to the needs of our community and deliver quality police services that provide the highest quality of life to our residents, businesses, and guests; to strengthen partnerships with local, state, and federal agencies to expand the department's law enforcement service capabilities; and to establish new partnerships within our residential and business communities.

DESCRIPTION

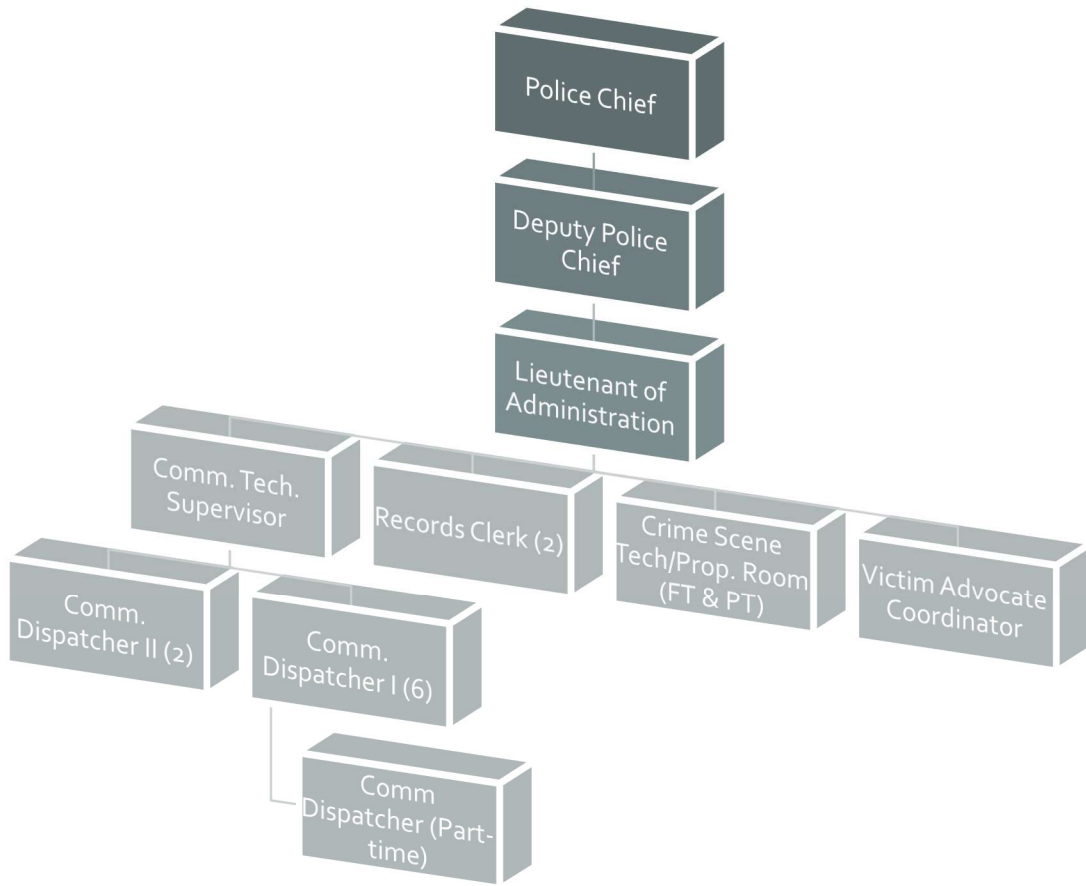
The New Port Richey Police Department focuses on the safety of residents, visitors, and businesses. Officers protect the citizens of New Port Richey, even at risk to their own lives. These men and women are some of the most dedicated and loyal public servants in this great nation and have vowed to serve with Courage, Pride and Commitment.

ACCOMPLISHMENTS OF FY16

- Upgrades to telecommunications center:
 - Installed *Criticall*, a dispatcher training and testing software program
 - Three dispatchers earned Public Safety Telecommunicator's Eg11 state certification
 - Installed surveillance cameras at City Hall and Sims Park for monitoring by dispatchers, resulting in numerous dispatcher initiated cases
- Improved efficiency within the Department's property/evidence and crime scene function by obtaining specialized software to accomplish paperless electronic record-keeping of evidence and property documentation from the point of initial collection to analysis, investigation, prosecution, and final disposition/return
- Improved the Department's record-keeping function by sending Records Section staff members to a Florida Public Records Law training class
- Partnered with Sunrise Spouse Abuse Shelter, in Dade City, to assist with child placement and referrals

FY17 INITIATIVES

- Property and Evidence (P&E) Unit:
 - P&E Technicians will concentrate on implementing protocols and providing training to all affected personnel in using newly acquired evidence and property management software
 - P&E Technicians will focus on inputting historical data for all property and evidence currently in Police Department custody
 - P&E Technicians will receive specialized training in newly acquired laser mapping software
- Staff members of the Records Section will receive additional training to expand their skills to provide crime analysis and "predictive policing" support to other areas of the Department
- In addition to victim support responsibilities, the Department's Victim Advocate will assist with expanding the Department's use of electronic media to share information with the public



POLICE SUPPORT SERVICES

EXP CODE	CLASSIFICATION	ACTUAL	ACTUAL	ESTIMATE	AMENDED	BUDGET
		FY13-14	FY14-15	FY15-16	BUDGET	AMOUNT
					FY15-16	FY16-17
11-12	Division Head Salaries	71,064	43,494	71,500	71,947	73,020
12-99	Regular Full-Time Wages	351,082	415,940	450,000	452,128	477,960
13-11	Part-Time Wages	73,592	20,336	23,500	23,748	43,040
14-11	Overtime Wages	28,388	69,024	35,939	10,000	40,000
15-11	Employee Incentives	800	600	800	800	800
15-16	Health Insurance Waiver Stipend	5,400	7,500	9,000	9,000	-
15-21	Police Incentive Pay	720	450	400	1,800	1,080
15-22	Education Incentive Pay	500	600	1,000	600	-
15-23	Cleaning Allowance	3,542	3,688	4,000	5,500	5,000
15-24	Clothing Allowance	-	104	-	-	-
15-27	Standby Time	2,080	3,683	-	3,120	3,120
15-28	Off-Duty Pay	3,563	1,400	473	3,500	3,500
15-29	Meal Allowance	48	30	-	500	1,000
21-11	Social Security Matching	39,960	41,632	48,600	48,607	49,610
22-11	Florida Retirement System	32,099	37,002	37,500	37,864	42,600
22-12	Police Pension Fund	-	14,576	21,876	53,175	31,180
23-11	Health Insurance	41,038	51,943	69,300	69,300	80,410
23-12	Life Insurance	197	238	650	768	700
23-13	Accidental Death & Disab Insurance	23	28	150	192	280
24-24	Workers Comp - Policemen/Drivers/Chief (7720)	4,523	4,722	4,750	11,500	5,680
24-26	Workers Comp - Clerical (8810)	1,039	1,156	978	1,830	1,080
TOTAL PERSONNEL SERVICES		\$ 659,658	\$ 718,148	\$ 780,415	\$ 805,879	\$ 860,060
40-11	Travel & Training	9,440	3,703	4,483	14,420	6,000
42-11	Postage	80	245	156	200	200
46-21	Maint - Equipment	5,901	-	3,750	9,000	5,000
46-23	Maint - Copiers	306	-	-	-	-
46-31	Central Garage Maint	400	-	1,500	2,370	1,500
47-99	Printing & Binding - Misc	713	100	575	1,000	1,000
51-11	Office Supplies - General	2,728	4,496	2,623	3,000	3,000
52-11	Fuel	6,162	4,366	1,158	6,000	3,000
52-31	Clothing & Apparel	1,679	4,102	2,004	2,000	2,000
52-41	Licensing & ID Materials	1,912	1,767	4,024	2,500	5,000
52-42	Photographic Supplies	5,444	86	-	2,000	1,000
52-43	Computer/Operating Supply	8,564	27,782	11,351	11,000	11,000
52-89	Automotive Parts	5,692	12,385	2,000	3,500	3,500
52-99	Operating Supplies - Miscellaneous	12,931	11,858	4,323	5,000	5,000
TOTAL OPERATING		\$ 61,952	\$ 70,892	\$ 37,945	\$ 61,990	\$ 47,200
62-99	Building Improvements	-	-	20,000	20,000	-
64-14	Automobiles	-	-	46,706	46,000	-
64-18	Software	-	106,023	-	-	-
64-31	Special Purpose Equipment	-	-	2,000	2,000	-
TOTAL CAPITAL		\$ -	\$ 106,023	\$ 68,706	\$ 68,000	\$ -
TOTAL EXPENDITURES		\$ 721,610	\$ 895,063	\$ 887,067	\$ 935,869	\$ 907,260

POLICE – COMMUNITY SERVICES

IT IS THE MISSION OF POLICE – COMMUNITY SERVICES TO

be responsive to the needs of our community and deliver quality police services that provide the highest quality of life to our residents, businesses, and guests; to strengthen partnerships with local, state, and federal agencies to expand the department's law enforcement service capabilities; and to establish new partnerships within our residential and business communities.

DESCRIPTION

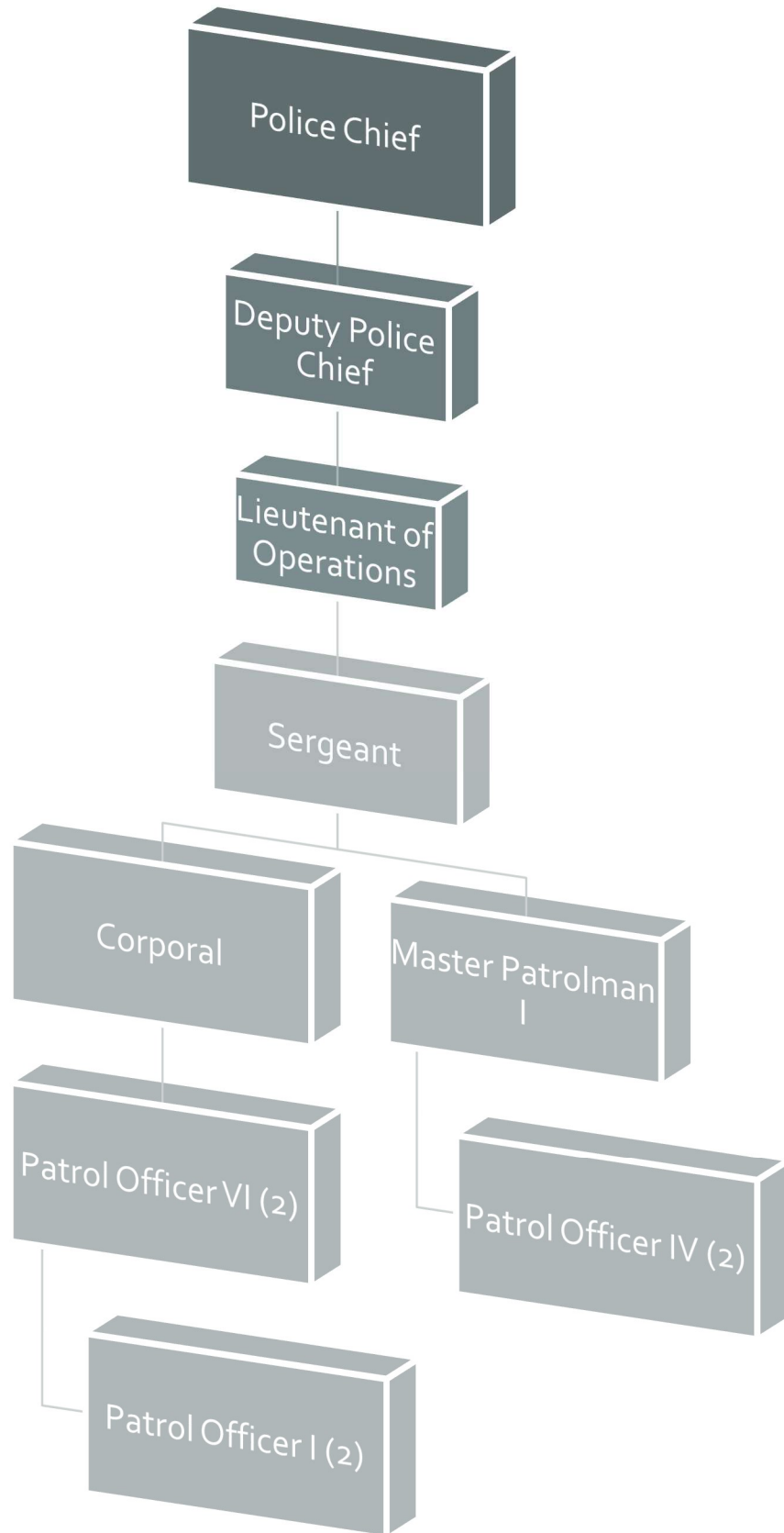
The New Port Richey Police Department focuses on the safety of residents, visitors, and businesses. Officers protect the citizens of New Port Richey, even at risk to their own lives. These men and women are some of the most dedicated and loyal public servants in this great nation and have vowed to serve with Courage, Pride and Commitment.

ACCOMPLISHMENTS OF FY16

- From 10/1/15 to 6/1/16, detectives solved 90 cases, including 8 armed residential burglaries and 1 bank robbery, resulting in physical arrests
- Participated in the Financial Investment Strike Team (FIST), Multi-agency Task Force (MAGTF), Organized Drug Enforcement Task Force (OCDETF), Federal Drug Enforcement Task Force (DEA), Central Florida Internet Crimes Against Children Task Force (ICAC), Child Abduction Response Team (CART), and the Alcohol and Substance Abuse Prevention (ASAP) Prescription Drug Drop-off Program

FY17 INITIATIVES

- Continue utilizing detectives and community oriented policing officers to maintain the Department's focus on prostitution and illegal drug issues throughout the City
- Increase proactive officer patrols downtown and in the parks utilizing the GEM, Polaris, T-3s, bicycle and foot patrol
- Increase the application of *Crime Prevention Through Environmental Design* (CPTED) principles in neighborhoods and business areas
- Ensure all recently appointed or promoted supervisory personnel receive training appropriate to their new position
- Encourage personnel to pursue education opportunities to advance their career growth potential
- Launch anti-prostitution campaign through signage, social media, and public service announcements



POLICE COMMUNITY SERVICES

EXP CODE	CLASSIFICATION	AMENDED				BUDGET
		ACTUAL FY13-14	ACTUAL FY14-15	ESTIMATE FY15-16	BUDGET FY15-16	AMOUNT FY16-17
12-99	Regular Full-Time Wages	479,655	446,771	440,178	553,030	415,370
14-11	Overtime Wages	53,800	64,244	64,138	55,000	50,000
15-11	Employee Incentives	450	450	500	550	400
15-16	Health Insurance Waiver Stipend	1,800	1,650	3,600	3,600	-
15-21	Police Incentive Pay	4,800	4,510	3,756	5,280	4,080
15-22	Education Incentive Pay	-	-	-	-	400
15-23	Cleaning Allowance	4,500	4,750	3,750	5,500	4,000
15-24	Clothing Allowance	3,000	1,229	1,780	4,000	2,500
15-26	Court Time	3,202	2,454	3,700	5,000	5,000
15-27	Standby Time	4,160	3,163	4,500	8,320	5,200
15-28	Off-Duty Pay	14,470	16,390	36,675	15,000	40,000
15-29	Meal Allowance	195	-	120	1,000	1,000
21-11	Social Security Matching	42,505	41,038	40,170	50,210	40,350
22-12	Police Pension Fund	205,236	234,240	200,903	290,647	202,650
23-11	Health Insurance	49,245	43,731	62,871	37,800	59,600
23-12	Life Insurance	184	162	176	336	400
23-13	Accidental Death & Disab Insurance	22	19	21	84	160
24-24	Workers Comp - Policemen/Drivers/Chief (7720)	19,853	23,410	19,103	35,054	17,910
TOTAL PERSONNEL SERVICES		\$ 887,077	\$ 888,210	\$ 885,941	\$ 1,070,411	\$ 849,020
34-99	Contractual Services - Misc	508	-	600	600	600
40-11	Travel & Training	8,734	11,036	6,740	15,000	10,000
42-11	Postage	21	1	7	200	200
44-63	Lease - Automobile	5,778	6,348	4,151	5,780	6,000
46-21	Maint - Equipment	885	264	460	800	800
46-31	Central Garage Maint	2,540	-	-	4,500	3,500
47-99	Printing & Binding - Misc	305	-	300	300	300
51-11	Office Supplies - General	928	1,149	1,014	1,500	1,500
52-11	Fuel	27,816	31,214	12,149	10,000	10,000
52-31	Clothing & Apparel	674	5,060	2,910	2,000	3,000
52-89	Automotive Parts	11,840	12,352	4,683	10,000	10,000
52-99	Operating Supplies - Miscellaneous	2,192	4,524	2,909	3,100	3,000
TOTAL OPERATING		\$ 62,221	\$ 71,949	\$ 35,922	\$ 53,780	\$ 48,900
64-13	Data Processing Equipment	-	-	-	2,000	-
64-14	Automobiles	-	53,211	24,776	25,000	-
64-17	Communications Equipment	-	3,406	3,950	3,950	70,000
64-31	Special Purpose Equipment	-	-	6,900	6,900	-
TOTAL CAPITAL		\$ -	\$ 56,616	\$ 35,626	\$ 37,850	\$ 70,000

TOTAL EXPENDITURES \$ 949,298 \$ 944,826 \$ 921,567 \$ 1,108,261 \$ 919,020

POLICE – PATROL

IT IS THE MISSION OF POLICE - PATROL TO

be responsive to the needs of our community and deliver quality police services that provide the highest quality of life to our residents, businesses, and guests; to strengthen partnerships with local, state, and federal agencies to expand the department's law enforcement service capabilities; and to establish new partnerships within our residential and business communities.

DESCRIPTION

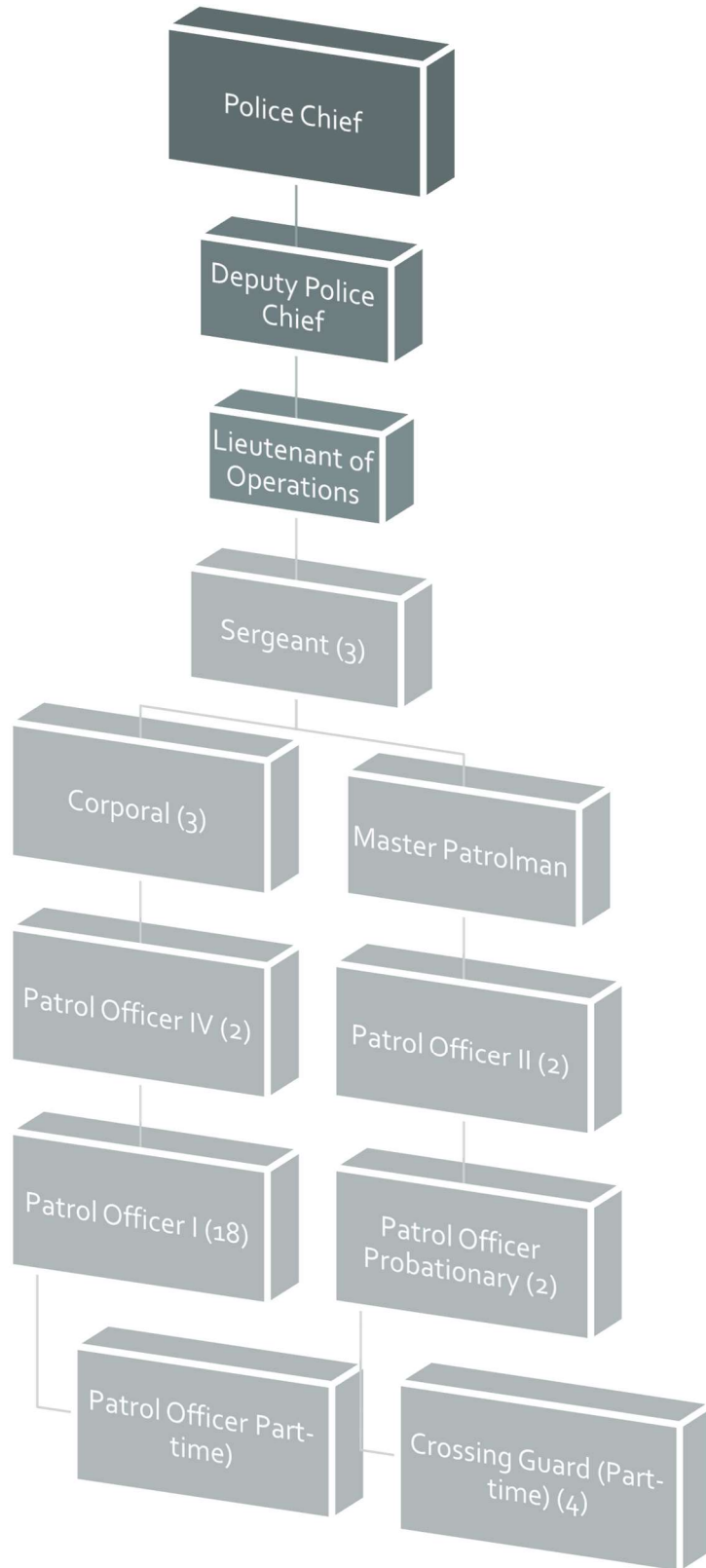
The New Port Richey Police Department focuses on the safety of residents, visitors, and businesses. Officers protect the citizens of New Port Richey, even at risk to their own lives. These men and women are some of the most dedicated and loyal public servants in this great nation and have vowed to serve with Courage, Pride and Commitment.

ACCOMPLISHMENTS OF FY16

- Established a Street Crimes Unit to partner community oriented policing officers with code enforcement staff to apply increased attention to chronic nuisance and quality of life issues affecting our city
- Conducted multiple prostitution stings along U.S. 19 and in adjacent neighborhoods, resulting in 29 arrests
- Initiated drug activity investigations at targeted locations, resulting in 16 arrests
- Conducted initial and follow-up investigations of four chronic nuisance cases, which included two motels along U.S. 19, one downtown business, and one private residence
- One Traffic Homicide Investigator received Traffic Crash Reconstructionist certification
- Increased patrol visibility around City Hall, Sims Park, and the downtown area
- Partnered with business owners and obtained trespass affidavits

FY17 INITIATIVES

- Continue focus on crime “hot spots” by increasing specialized assignments and temporary strike teams as schedules and workloads permit
- Continue regularly scheduled initiatives in school safety zones by utilizing speed trailers and traffic officers to address speeding and passing school bus violations
- Increase traffic enforcement initiatives geared toward aggressive driving, seatbelt violations, red light/stop sign runners, and DUI enforcement
- Increase marine presence along the river, as schedules and workloads permit
- Provide advanced and specialized training to newly hired patrol officers to include:
 - Driving under the influence
 - Aggressive driving
 - Interviews and interrogations
 - Field sobriety testing
 - Laser and radar certification



POLICE PATROL

EXP CODE	CLASSIFICATION	ACTUAL FY13-14	ACTUAL FY14-15	ESTIMATE FY15-16	AMENDED BUDGET FY15-16	BUDGET AMOUNT FY16-17
11-12	Division Head Salaries	69,998	72,577	69,930	71,947	73,030
12-99	Regular Full-Time Wages	1,238,389	1,385,265	1,327,962	1,395,680	1,566,320
13-11	Part-Time Wages	22,960	29,695	29,555	21,960	21,980
14-11	Overtime Wages	165,858	194,361	195,997	110,000	159,040
15-11	Employee Incentives	1,550	1,500	1,700	1,600	1,900
15-16	Health Insurance Waiver Stipend	13,200	14,250	12,600	12,600	-
15-21	Police Incentive Pay	16,950	16,916	17,055	13,560	17,040
15-23	Cleaning Allowance	12,083	12,990	13,708	14,000	17,000
15-24	Clothing Allowance	-	104	-	-	-
15-26	Court Time	19,569	22,397	20,303	30,000	30,000
15-27	Standby Time	-	823	-	-	-
15-28	Off-Duty Pay	87,238	95,354	135,143	82,000	160,000
15-29	Meal Allowance	30	90	150	-	-
21-11	Social Security Matching	122,442	137,365	137,618	134,140	161,850
22-11	Florida Retirement System	1,603	2,275	1,945	1,619	1,620
22-12	Police Pension Fund	553,421	679,925	651,692	687,817	713,890
22-16	Police Pension State Funds	177,693	195,041	197,463	-	-
23-11	Health Insurance	103,107	132,730	171,289	132,300	246,110
23-12	Life Insurance	471	530	664	1,344	1,000
23-13	Accidental Death & Disab Insurance	55	62	555	336	660
24-24	Workers Comp - Policemen/Drivers/Chief (7720)	55,603	60,057	63,500	93,810	74,520
TOTAL PERSONNEL SERVICES		\$ 2,662,220	\$ 3,054,306	\$ 3,048,830	\$ 2,804,713	\$ 3,245,960
34-72	Car Wash Services	998	998	1,497	1,499	1,000
40-11	Travel & Training	15,444	10,239	9,719	11,000	11,000
42-11	Postage	301	21	76	500	500
46-21	Maint - Equipment	6,687	11,895	11,367	12,500	13,000
46-31	Central Garage Maint	11,198	170	88	8,000	8,000
47-99	Printing & Binding - Misc	1,894	1,069	2,518	3,000	2,000
49-75	K-9 Unit	8,253	28,461	8,308	11,501	12,000
51-11	Office Supplies - General	3,276	2,902	3,805	3,000	4,000
51-41	Small Tools & Implements	47,842	39,952	31,263	27,500	28,000
52-11	Fuel	118,062	127,915	106,720	90,000	90,000
52-31	Clothing & Apparel	26,021	53,473	41,390	35,000	25,000
52-43	Computer/Operating Supply	9,545	9,713	6,257	3,500	4,000
52-44	Ammunition	10,721	5,952	8,822	9,000	10,000
52-47	First Aid Supplies	73	160	224	200	200
52-89	Automotive Parts	80,686	103,335	113,572	50,000	50,000
52-99	Operating Supplies - Miscellaneous	16,875	11,794	10,045	8,000	8,000
TOTAL OPERATING		\$ 357,876	\$ 408,050	\$ 355,671	\$ 274,200	\$ 266,700
64-14	Automobiles	-	99,104	124,850	122,000	-
64-17	Communications Equipment	3,878	19,307	4,871	3,950	-
64-18	Software	3,000	67,837	-	-	-
64-31	Special Purpose Equipment	30,200	50,839	39,514	27,600	-
TOTAL CAPITAL		\$ 37,078	\$ 237,087	\$ 169,235	\$ 153,550	\$ -
TOTAL EXPENDITURES		\$ 3,057,174	\$ 3,699,443	\$ 3,573,736	\$ 3,232,463	\$ 3,512,660

POLICE – CODE ENFORCEMENT

IT IS THE MISSION OF POLICE – CODE ENFORCEMENT TO

be responsive to the needs of our community and deliver quality police services that provide the highest quality of life to our residents, businesses, and guests; to strengthen partnerships with local, state, and federal agencies to expand the department's law enforcement service capabilities; and to establish new partnerships within our residential and business communities.

DESCRIPTION

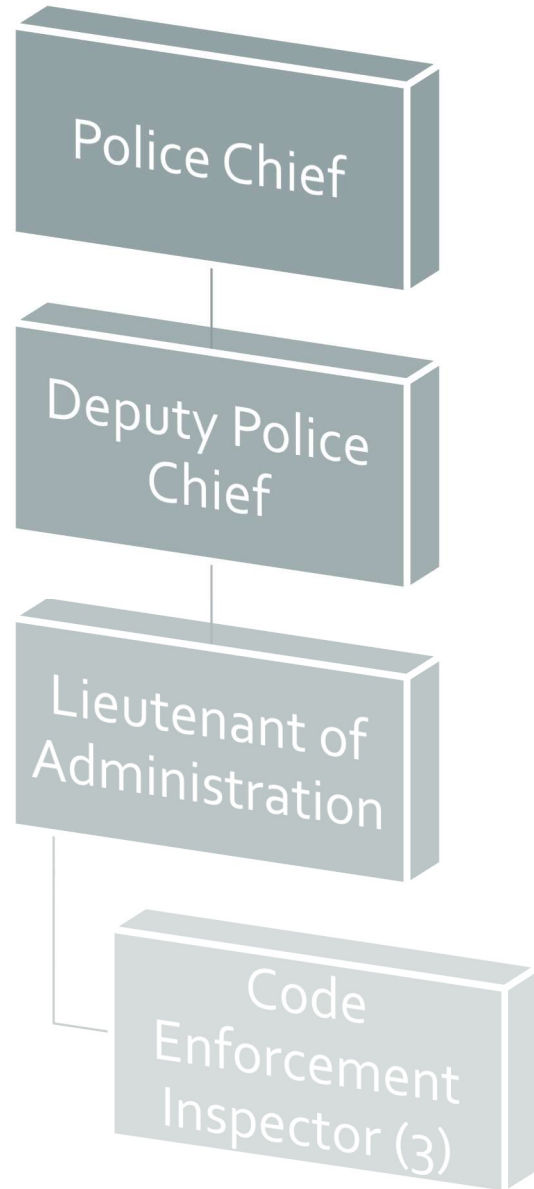
The New Port Richey Police Department focuses on the safety of residents, visitors, and businesses. Officers protect the citizens of New Port Richey, even at risk to their own lives. These men and women are some of the most dedicated and loyal public servants in this great nation and have vowed to serve with Courage, Pride and Commitment.

ACCOMPLISHMENTS OF FY16

- From 10/1/15 to 5/31/16, Code Enforcement worked 3,053 cases, with 284 cases accounting for citizen complaints and the remainder self-initiated by Code Officers
- Assisted in the development of several new ordinances aimed at improving the quality of life in the City
- Worked closely with the Development Department to accomplish the demolition of 7 residential houses

FY17 INITIATIVES

- Continue working closely with all city departments on code violation matters
- Continue partnering with community oriented policing officers to focus on enforcement of the City's nuisance ordinance



POLICE CODE ENFORCEMENT

EXP CODE	CLASSIFICATION	ACTUAL	ACTUAL	ESTIMATE	AMENDED	BUDGET
		FY13-14	FY14-15	FY15-16	BUDGET	AMOUNT
					FY15-16	FY16-17
12-99	Regular Full-Time Wages	41,967	62,673	115,339	115,835	117,580
14-11	Overtime Wages	443	1,381	3,004	1,050	3,000
15-11	Employee Incentives	50	50	100	150	150
15-23	Cleaning Allowance	500	1,000	750	1,000	1,500
15-29	Meal Allowance	60	-	-	-	-
21-11	Social Security Matching	3,169	4,762	9,000	9,030	9,350
22-11	Florida Retirement System	2,945	4,636	6,141	8,490	9,320
23-11	Health Insurance	6,156	7,951	17,635	18,900	22,370
23-12	Life Insurance	20	31	146	145	150
23-13	Accidental Death & Disab Insurance	2	4	4	36	60
24-36	Workers Comp - Inspection of Risks (8720)	1,039	1,858	1,898	4,500	2,460
TOTAL PERSONNEL SERVICES		\$ 56,351	\$ 84,345	\$ 154,017	\$ 159,136	\$ 165,940
31-11	City Attorney Services	23,695	-	-	-	-
34-31	Animal Control Services	110,595	84,625	84,937	84,937	84,940
34-39	Lot Mowing/Clearing	3,038	4,260	3,025	7,000	4,000
34-99	Contractual Services - Misc	-	-	-	6,200	3,500
40-11	Travel & Training	1,158	905	423	1,750	1,650
42-11	Postage	4,843	7,594	8,777	9,500	9,500
46-21	Maint - Equipment	-	-	-	100	600
46-23	Maint - Copiers	-	3	1	-	-
46-31	Central Garage Maint	300	-	-	1,500	1,500
46-71	Impound Lot Maintenance	30,737	18,708	-	-	-
47-99	Printing & Binding - Misc	930	1,677	1,169	1,500	1,500
51-11	Office Supplies - General	762	1,698	1,269	2,300	2,300
51-41	Small Tools & Implements	91	-	-	-	-
52-11	Fuel	2,316	2,341	1,152	11,250	4,000
52-31	Clothing & Apparel	59	408	428	700	500
52-42	Photographic Supplies	209	216	176	500	500
52-43	Computer/Operating Supply	2,530	5,086	3,476	4,835	3,000
52-89	Automotive Parts	746	3,116	534	765	760
52-99	Operating Supplies - Miscellaneous	91	128	631	665	500
54-11	Dues & Memberships	50	220	70	740	-
TOTAL OPERATING		\$ 182,150	\$ 130,986	\$ 106,068	\$ 134,242	\$ 118,750
64-15	Trucks & Trailers	-	-	19,409	19,409	-
64-16	Heavy Equipment	-	19,887	-	-	-
64-17	Communications Equipment	-	3,406	-	-	-
64-31	Special Purpose Equipment	-	-	1,927	1,927	-
TOTAL CAPITAL		\$ -	\$ 23,293	\$ 21,336	\$ 21,336	\$ -

TOTAL EXPENDITURES **\$ 238,501** **\$ 238,624** **\$ 281,420** **\$ 314,714** **\$ 284,690**

POLICE CODE ENFORCEMENT - GRANT FUNDED

EXP CODE	CLASSIFICATION	ACTUAL	ACTUAL	ESTIMATE	AMENDED	BUDGET
		FY13-14	FY14-15	FY15-16	FY15-16	AMOUNT FY16-17
12-99	Regular Full-Time Wages	36,728	28,132	-	-	-
14-11	Overtime Wages	-	1,602	-	-	-
15-11	Employee Incentives	50	50	-	-	-
15-16	Health Insurance Waiver Stipend	-	246	-	-	-
15-23	Cleaning Allowance	500	125	-	-	-
15-29	Meal Allowance	-	-	-	-	-
21-11	Social Security Matching	2,850	2,286	-	-	-
22-11	Florida Retirement System	2,607	1,915	-	-	-
23-11	Health Insurance	6,156	2,982	-	-	-
23-12	Life Insurance	20	13	-	-	-
23-13	Accidental Death & Disab Insurance	2	2	-	-	-
24-36	Workers Comp - Inspection of Risks (8720)	934	935	-	-	-
TOTAL PERSONNEL SERVICES		\$ 49,847	\$ 38,288	\$ -	\$ -	\$ -
31-11	City Attorney Services	-	-	-	-	-
34-31	Animal Control Services	-	-	-	-	-
34-39	Lot Mowing/Clearing	-	-	-	-	-
34-99	Contractual Services - Misc	2,000	675	-	-	-
40-11	Travel & Training	480	-	-	-	-
42-11	Postage	3,595	2,781	-	-	-
46-21	Maint - Equipment	-	-	-	-	-
46-23	Maint - Copiers	-	-	-	-	-
46-31	Central Garage Maint	80	-	-	-	-
46-71	Impound Lot Maintenance	-	-	-	-	-
47-99	Printing & Binding - Misc	-	-	-	-	-
51-11	Office Supplies - General	1,046	175	-	-	-
51-41	Small Tools & Implements	-	-	-	-	-
52-11	Fuel	872	499	-	-	-
52-31	Clothing & Apparel	153	578	-	-	-
52-42	Photographic Supplies	-	-	-	-	-
52-43	Computer/Operating Supply	718	464	-	-	-
52-89	Automotive Parts	908	1,255	-	-	-
52-99	Operating Supplies - Miscellaneous	655	80	-	-	-
54-11	Dues & Memberships	-	65	-	-	-
TOTAL OPERATING		\$ 10,507	\$ 6,572	\$ -	\$ -	\$ -
TOTAL EXPENDITURES		\$ 60,354	\$ 44,860	\$ -	\$ -	\$ -

POLICE – SPECIAL TRAFFIC ENFORCEMENT

IT IS THE MISSION OF POLICE – SPECIAL TRAFFIC ENFORCEMENT TO

be responsive to the needs of our community and deliver quality police services that provide the highest quality of life to our residents, businesses, and guests; to strengthen partnerships with local, state, and federal agencies to expand the department's law enforcement service capabilities; and to establish new partnerships within our residential and business communities.

DESCRIPTION

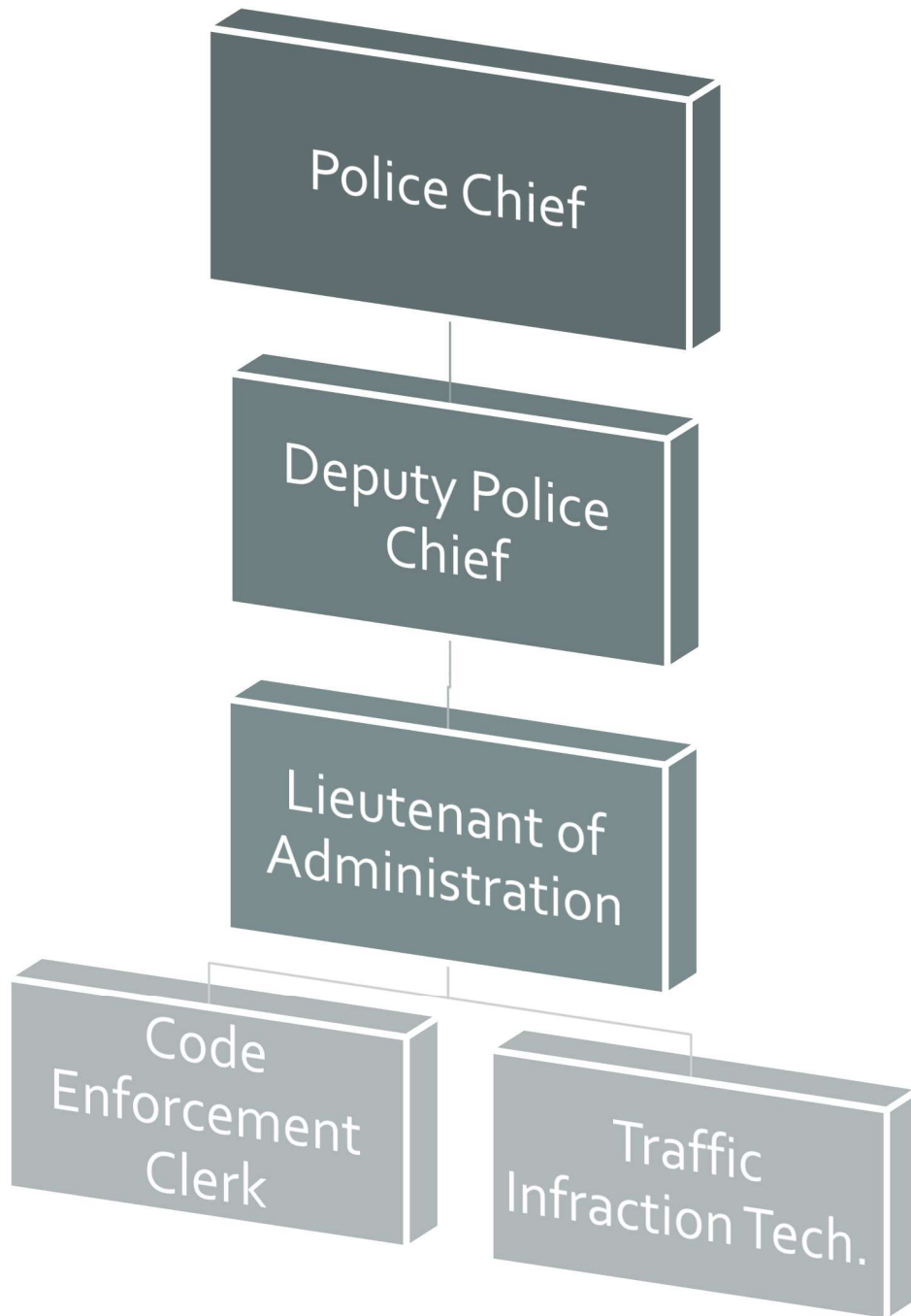
The New Port Richey Police Department focuses on the safety of residents, visitors, and businesses. Officers protect the citizens of New Port Richey, even at risk to their own lives. These men and women are some of the most dedicated and loyal public servants in this great nation and have vowed to serve with Courage, Pride and Commitment.

ACCOMPLISHMENTS OF FY16

- From 10/1/15 to 5/31/16:
 - 19,250 Red Light Camera videos were reviewed, with 13,615 Notice of Violations issued
 - 318 vehicles were impounded
 - 127 individuals were fingerprinted
- Implemented a golf cart inspection and registration program

FY17 INITIATIVES

- Maintain the City's Red Light Camera Program, vehicle impound lot, fingerprinting, and golf cart inspection and registration responsibilities, as directed



POLICE SPECIAL TRAFFIC ENFORCEMENT

EXP CODE	CLASSIFICATION	AMENDED				BUDGET AMOUNT FY16-17
		ACTUAL FY13-14	ACTUAL FY14-15	ESTIMATE FY15-16	BUDGET FY15-16	
12-99	Regular Full-Time Wages	29,401	28,528	30,169	30,450	56,740
13-11	Part-Time Wages	29,960	24,126	23,122	29,960	-
14-11	Overtime Wages	1,293	6,853	1,110	1,200	1,030
15-11	Employee Incentives	50	100	100	100	100
15-16	Health Insurance Waiver Stipend	-	204	8	-	-
21-11	Social Security Matching	4,605	4,425	4,059	4,720	4,420
22-11	Florida Retirement System	3,667	3,390	3,203	3,600	4,350
23-11	Health Insurance	5,288	3,824	6,021	6,780	14,910
23-12	Life Insurance	18	18	23	18	100
23-13	Accidental Death & Disab Insurance	2	2	2	5	40
24-26	Workers Comp - Clerical (8810)	138	149	-	250	130
TOTAL PERSONNEL SERVICES		\$ 74,422	\$ 71,620	\$ 67,817	\$ 77,083	\$ 81,820
31-11	City Attorney Services	2,501	-	-	-	-
31-99	Professional Services - Misc	19,280	26,793	22,204	28,000	25,000
34-29	Red Light Camera Fee	505,640	483,768	264,960	350,550	186,780
34-81	State Share - Red Light Cameras	607,975	653,791	550,000	505,000	225,000
42-11	Postage	1,808	1,472	927	1,880	1,880
46-23	Maint - Copiers	-	3	1	-	-
47-99	Printing & Binding - Misc	1,735	649	316	1,000	1,000
51-11	Office Supplies - General	5,087	6,109	2,457	3,000	3,000
52-43	Computer/Operating Supply	1,266	1,319	-	600	1,200
TOTAL OPERATING		\$ 1,145,292	\$ 1,173,905	\$ 840,865	\$ 890,030	\$ 443,860
64-15	Trucks & Trailers	-	-	19,409	20,000	-
64-16	Heavy Equipment	-	19,887	-	-	-
64-17	Communications Equipment	-	3,406	-	-	-
64-31	Special Purpose Equipment	-	-	1,927	2,000	-
TOTAL CAPITAL		\$ -	\$ 23,293	\$ 21,336	\$ 22,000	\$ -
TOTAL EXPENDITURES		\$ 1,219,714	\$ 1,268,817	\$ 930,017	\$ 989,113	\$ 525,680

FIRE & EMERGENCY SERVICE- SUPERVISION

IT IS THE MISSION OF FIRE & EMERGENCY SERVICE – SUPERVISION TO

protect the lives and property of the citizens and visitors of New Port Richey by providing the highest possible level of service through fire protection, public education, fire suppression, emergency medical services; and mitigate the effects of natural and man-made disasters, consistent with resources provided.

DESCRIPTION

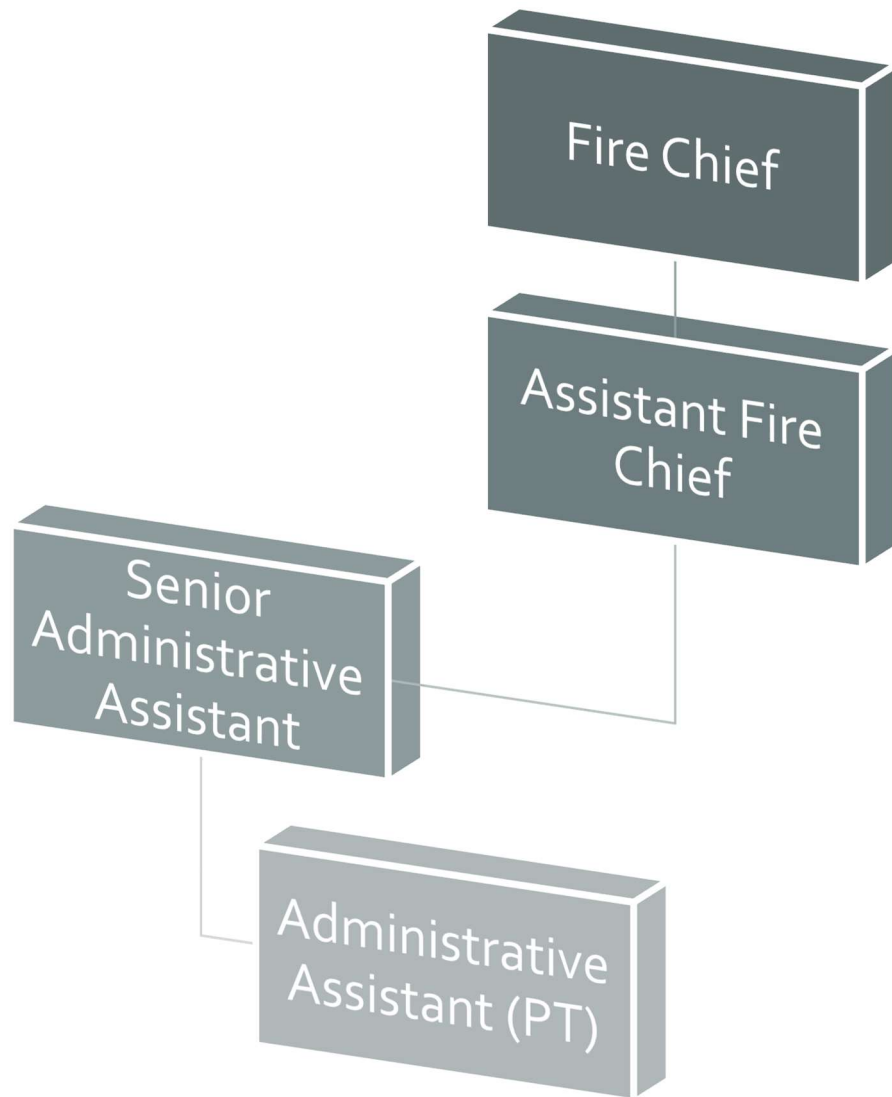
The Fire Department includes 2 stations to respond to emergencies as quickly as possible. In addition to providing fire protection services, the Fire Department responds to many other emergencies, including emergency medical service calls, hazardous materials spills or releases, hazardous traffic and weather conditions, water rescue and recovery, technical rescue and any other natural or man-made emergency. In addition to emergency services, the Fire Department provides a number of nonemergency services to ensure the safety of our community, including inspections all commercial businesses to make sure they meet the fire safety code.

ACCOMPLISHMENTS OF FY16

- Responded to 4,323 calls in 2015; conducted over 1,000 inspections of city businesses; completed over 5,300 hours of training; provided fire safety and prevention education through station tours, visits to schools, and participation in events sponsored by local churches and businesses
- Applied for Assistance to Firefighters Grant (AFG) through FEMA to receive approximately \$265,000 in grant funding to purchase new self-contained breathing apparatus for firefighting personnel
- Ladder 1 was completely re-painted, along with new reflective striping, a chevron marking system, and new LED emergency lighting to improve the appearance and safety standards

FY17 INITIATIVES

- Secure a site for relocation and construction of a new Fire Station 1 (ongoing since FY15)
 - Purchase property and continue station design with architectural firm
- Computer software upgrades and acquisition
 - Purchase and install Zoll software for incident reporting purposes
 - Implement and train personnel using new software
 - Implement and interface between Southern Software (CAD) and Zoll to enable call information to be automatically inserted into incident and EMS reports
- Contract negotiations with the International Association of Firefighters (IAFF), Local 1158 Union
 - Complete negotiation process for a ratified contract agreed upon by the City and Union



*Assistant Fire Chief position has been reclassified from the Fire & Emergency Service Department's Firefighting Division.

FIRE SUPERVISION

EXP CODE	CLASSIFICATION	AMENDED				BUDGET
		ACTUAL FY13-14	ACTUAL FY14-15	ESTIMATE FY15-16	BUDGET FY15-16	AMOUNT FY16-17
11-11	Dept Head Salaries	73,544	89,399	75,000	75,000	76,130
11-12	Division Head Salaries	-	-	-	-	74,490
12-99	Regular Full-Time Wages	55,971	48,443	32,470	32,470	32,950
13-11	Part-Time Wages	(360)	-	220	18,520	18,400
15-11	Employee Incentives	150	150	100	150	200
15-16	Health Insurance Waiver Stipend	-	300	1,350	-	1,850
15-22	Education Incentive Pay	600	350	450	600	600
15-23	Cleaning Allowance	1,000	1,000	750	1,000	1,500
15-25	Paramedic Incentive Pay	1,800	1,388	-	-	1,800
15-32	Inspector Incentive Pay	1,200	926	-	1,200	2,400
15-33	USAR Incentive Pay	300	238	-	-	600
21-11	Social Security Matching	9,938	10,670	8,065	9,870	16,130
22-11	Florida Retirement System	1,629	1,965	2,381	2,780	3,900
22-13	Firefighters Pension Fund	-	4,960	14,605	5,320	20,420
22-14	Defined Contribution Plan	3,286	2,196	-	3,280	-
23-11	Health Insurance	16,928	14,003	7,647	7,800	22,370
23-12	Life Insurance	56	54	131	150	150
23-13	Accidental Death & Disab Insurance	7	6	33	40	60
24-23	Workers Comp - Firemen/Drivers/Chief (7704)	2,570	2,994	3,135	4,000	8,650
24-26	Workers Comp - Clerical (8810)	145	156	198	210	120
TOTAL PERSONNEL SERVICES		\$ 168,764	\$ 179,198	\$ 146,535	\$ 162,390	\$ 282,720
34-12	Pest Control Services	936	1,019	900	-	940
34-33	Lawn Maintenance	900	2,759	500	-	500
34-99	Contractual Services - Misc	4,445	5,177	-	9,130	9,130
40-11	Travel & Training	315	968	1,836	3,400	4,000
41-21	Telephone - Local	3,253	2,317	2,732	3,060	3,060
41-34	Data Lines	5,169	5,194	7,105	8,500	8,500
42-11	Postage	184	160	122	200	200
42-21	Freight Express Charges	38	-	-	230	200
43-11	Electric - City Facilities	10,806	11,506	8,132	9,350	10,000
43-31	Trash Removal	1,387	1,377	-	-	-
43-41	Gas - Natural/Propane	433	457	1,000	1,050	1,000
43-51	Water & Sewer - City	3,753	3,394	3,215	3,300	3,300
43-73	Street Light Fee	146	146	146	150	150
43-81	Stormwater Assessment	458	458	458	470	470
45-34	Police-Fire AD & D Insurance	2,202	-	-	2,250	2,250
46-11	Maint - Bldg & Grounds	19,534	8,538	2,000	2,000	2,000
46-21	Maint - Equipment	-	-	-	50	50
46-23	Maint - Copiers	56	152	117	150	150
46-31	Central Garage Maint	20	-	300	300	300
47-99	Printing & Binding - Misc	112	249	2,866	3,200	3,200
51-11	Office Supplies - General	1,548	2,323	1,143	1,500	1,750
52-11	Fuel	4,222	2,444	1,153	3,000	3,600
52-31	Clothing & Apparel	576	-	-	1,000	1,000
52-43	Computer/Operating Supply	286	146	385	400	600
52-89	Automotive Parts	468	1,197	1,530	1,650	1,650
54-11	Dues & Memberships	325	424	484	380	500

54-61 Books & Publications	-	239	-	750	750
TOTAL OPERATING	\$ 61,572	\$ 50,644	\$ 36,124	\$ 55,470	\$ 59,250
62-99 Building Improvements	-	37,480	-	-	-
TOTAL CAPITAL	\$ -	\$ 37,480	\$ -	\$ -	\$ -

TOTAL EXPENDITURES \$ 230,336 \$ 267,322 \$ 182,659 \$ 217,860 \$ 341,970

FIRE & EMERGENCY SERVICE- FIREFIGHTING

IT IS THE MISSION OF FIRE & EMERGENCY SERVICE – FIREFIGHTING TO

protect the lives and property of the citizens and visitors of New Port Richey by providing the highest possible level of service through fire protection, public education, fire suppression, emergency medical services; and mitigate the effects of natural and man-made disasters, consistent with resources provided.

DESCRIPTION

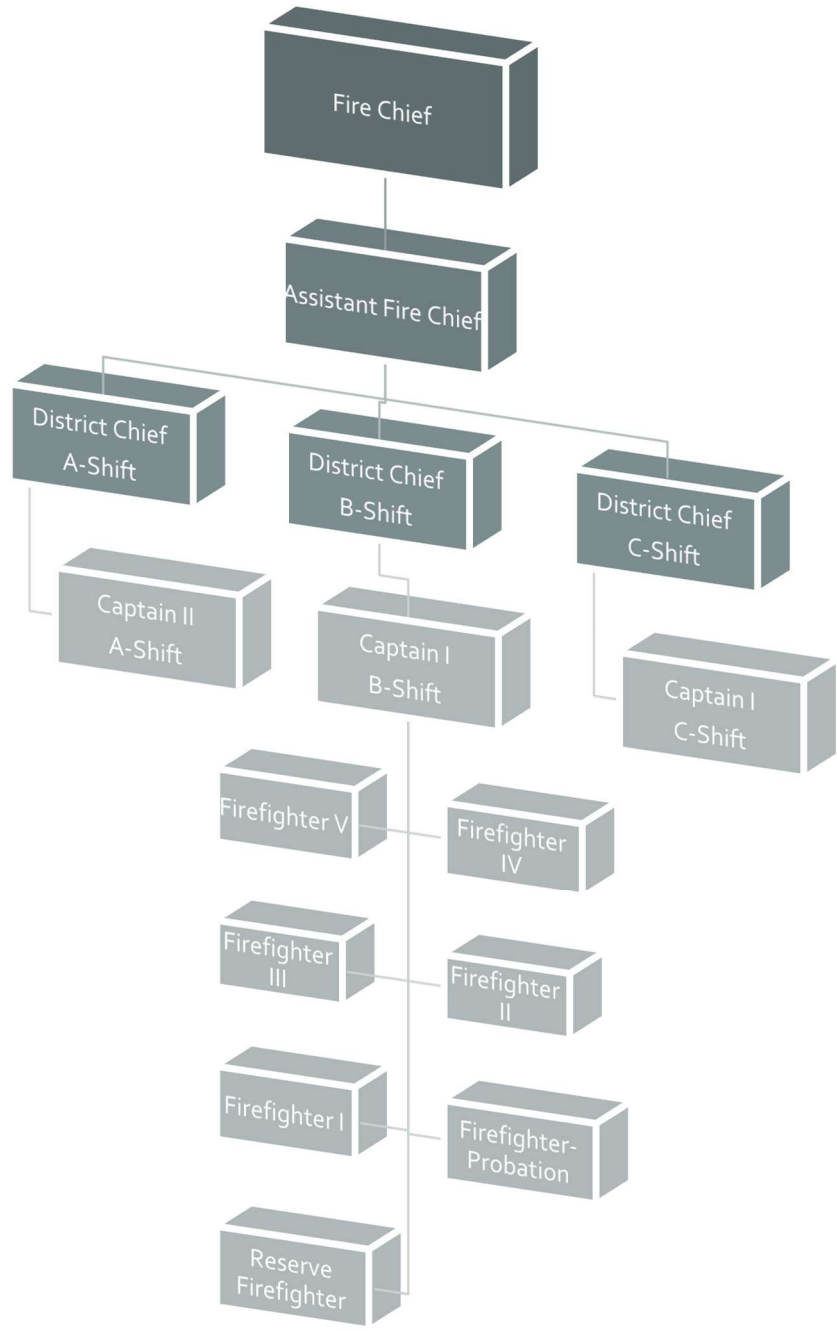
The Fire Department includes 2 stations to respond to emergencies as quickly as possible. In addition to providing fire protection services, the Fire Department responds to many other emergencies, including emergency medical service calls, hazardous materials spills or releases, hazardous traffic and weather conditions, water rescue and recovery, technical rescue and any other natural or man-made emergency. In addition to emergency services, the Fire Department provides a number of nonemergency services to ensure the safety of our community, including inspections for all new buildings, buildings undergoing renovation, and local businesses to make sure they meet the fire safety code.

ACCOMPLISHMENTS OF FY16

- Responded to 4,323 calls in 2015; conducted over 1,000 inspections of city businesses; completed over 5,300 hours of training; provided fire safety and prevention education through station tours, visits to schools, and participation in events sponsored by local churches and businesses
- Increased the Part-time Firefighter/EMT pool from 8 to 10, which will supplement daily shift levels and meet scheduling needs
- Promoted 1 District Chief and 1 Captain and hired 3 Full-time Firefighters, due to vacancies created by retirements and/or resignations

FY17 INITIATIVES

- Continued training and development in the following areas:
 - EMS training in accordance with Southern Software (CAD) and Zoll to enable call information to be automatically inserted into incident and EMS reports
 - Implement and train personnel using new software
 - Fire tactic training
 - Urban Search and Rescue (USAR) training



FIREFIGHTING

EXP CODE	CLASSIFICATION	ACTUAL	ACTUAL	ESTIMATE	AMENDED	BUDGET
		FY13-14	FY14-15	FY15-16	FY15-16	AMOUNT FY16-17
11-12	Division Head Salaries	278,759	255,404	286,000	286,000	214,020
12-99	Regular Full-Time Wages	852,012	845,200	928,000	928,548	930,800
13-14	Part-Time Firefighter Wages	41,830	38,416	50,000	66,000	71,000
14-11	Overtime Wages	37,675	44,043	39,000	37,000	40,000
14-12	Special Event OT	-	-	-	-	4,500
15-11	Employee Incentives	1,500	1,550	1,400	1,600	1,500
15-16	Health Insurance Waiver Stipend	4,650	4,950	4,050	3,600	5,400
15-22	Education Incentive Pay	3,050	2,882	2,460	5,000	5,400
15-23	Cleaning Allowance	10,500	10,250	10,750	11,000	10,500
15-25	Paramedic Incentive Pay	30,750	26,962	30,000	34,000	32,400
15-30	Coordinator Incentive	2,040	2,080	3,000	3,120	3,120
15-32	Inspector Incentive Pay	12,500	11,874	13,600	14,400	16,800
15-33	USAR Incentive Pay	2,975	2,587	2,125	3,000	2,400
21-11	Social Security Matching	96,131	94,588	101,028	106,590	93,290
22-13	Firefighters Pension Fund	386,008	137,146	257,670	287,570	202,900
22-17	Fire Pensions - State Funds	156,746	-	-	-	-
23-11	Health Insurance	107,211	111,293	129,113	133,100	129,780
23-12	Life Insurance	408	419	425	1,060	850
23-13	Accidental Death & Disab Insurance	48	49	50	270	340
24-23	Workers Comp - Firemen/Drivers/Chief (7704)	43,553	46,391	67,375	72,000	66,340
TOTAL PERSONNEL SERVICES		\$2,068,346	\$1,636,084	\$ 1,926,046	\$1,993,858	\$ 1,831,340
31-32	Physicals - FF & Reserves	11,014	14,200	12,577	15,000	17,000
34-99	Contractual Services - Misc	2,400	2,400	-	2,400	2,400
40-11	Travel & Training	2,150	1,437	3,500	4,500	5,500
41-41	Pager Services	158	158	-	160	160
46-11	Maint - Bldg & Grounds	-	857	-	-	-
46-21	Maint - Equipment	-	24,022	5,000	25,000	10,000
46-24	USAR - Specialized Technical Equip	-	-	-	-	4,000
46-26	Maint- MSA Equipment	-	-	-	-	5,500
46-31	Central Garage Maint	2,040	-	7,500	12,500	12,500
46-41	EMS First Aid Equipment	-	-	-	-	3,700
46-43	Fire Hose	-	-	-	-	5,000
46-49	Maint - Radio Equipment	-	-	-	-	3,000
49-99	Other Current Charges - Misc	-	-	15,912	-	-
51-11	Office Supplies - General	896	679	648	500	800
51-41	Small Tools & Implements	-	6,255	1,933	7,000	8,000
52-11	Fuel	39,501	33,766	29,789	39,060	40,000
52-21	Chemicals	-	-	-	150	150
52-25	Bunker Gear	-	-	-	-	8,500
52-31	Clothing & Apparel	15,451	20,874	17,000	21,200	18,000
52-33	Clothing - Auxillary	400	271	54	900	900
52-43	Computer/Operating Supply	162	1,669	-	2,800	2,800
52-47	First Aid Supplies	20,959	27,377	23,913	26,000	26,500
52-51	Janitorial Supplies	3,255	2,686	-	-	-
52-54	Training Supplies - General	-	1,125	1,409	1,260	1,500
52-62	Trees	20,474	-	-	-	-
52-89	Automotive Parts	28,759	65,786	20,000	50,000	40,000
52-95	Community Education	-	-	-	3,200	2,000
52-98	EMT/MEDIC License Recertification	-	-	-	-	1,500
52-99	Operating Supplies - Miscellaneous	3,281	7,195	5,000	10,000	11,000

54-11 Dues & Memberships	97	-	150	50	100
54-61 Books & Publications	217	318	137	1,000	1,000
TOTAL OPERATING	\$ 151,214	\$ 211,075	\$ 144,522	\$ 222,680	\$ 231,510
64-15 Trucks & Trailers	437,206	-	18,146	25,000	-
64-31 Special Purpose Equipment	4,250	-	1,750	265,000	268,500
TOTAL CAPITAL	\$ 441,456	\$ -	\$ 19,896	\$ 290,000	\$ 268,500

TOTAL EXPENDITURES \$ 2,661,016 \$ 1,847,159 \$ 2,090,464 \$ 2,506,538 \$ 2,331,350

ECONOMIC DEVELOPMENT

IT IS THE MISSION OF ECONOMIC DEVELOPMENT TO

nurture an environment that supports the growth and retention of businesses, increases property values, and enhances the quality of life for New Port Richey residents.

DESCRIPTION

The redevelopment of our community is a central focus of the Economic Development Department. It is the responsibility of the Department to plan, coordinate, and facilitate the City's efforts to attract, retain and grow businesses and jobs.

ACCOMPLISHMENTS OF FY16

- Secured development agreement for Main Street Landing project
- Completed Hacienda structural assessment and historic stabilization grant projects
- Secured developer for Residence of Orange Lake
- Qualified community hospital site for proposed Veterans Affairs Outpatient Clinic

FY17 INITIATIVES

- Marine District Redevelopment:
 - Award of the Veterans Affairs Outpatient Clinic
 - HCA expansion of community hospital site
 - Growth in the number of Marine District firms
- West Main/East Main/US 19:
 - Secure developer for Rivergate project
 - Implement a strategy for increasing downtown retail capacity
- Main Street Program:
 - Solidify a working partnership with New Port Richey Main Street
 - Establish and begin to implement economic vitality objectives
 - Assist in the evolution of the Main Street program to foster business development objectives
- Hacienda:
 - Make incremental improvements to the Hacienda property
 - Secure additional grant funding
 - Partner with support organizations, such as Friends of the Hacienda

```
graph TD; A[Economic Development Director] --- B[Senior Administrative Assistant];
```

Economic
Development
Director

Senior
Administrative
Assistant

ECONOMIC DEVELOPMENT

EXP CODE	CLASSIFICATION	ACTUAL	ACTUAL	ESTIMATE	AMENDED	BUDGET
		FY13-14	FY14-15	FY15-16	FY15-16	AMOUNT FY16-17
11-11	Dept Head Salaries	-	76,421	77,020	77,270	77,270
12-10	Regular Exempt Salaries	-	15,360	-	-	-
12-99	Regular Full-Time Wages	-	16,984	31,049	32,000	32,000
15-11	Employee Incentives	-	100	50	100	100
15-12	Gas/Car Allowance	-	3,000	1,750	3,000	3,000
15-16	Health Insurance Waiver Stipend	-	-	750	-	-
21-11	Social Security Matching	-	8,147	4,581	8,600	8,600
22-11	Florida Retirement System	-	18,595	10,793	18,500	19,230
23-11	Health Insurance	-	15,273	6,642	12,480	14,910
23-12	Life Insurance	-	41	24	110	100
23-13	Accidental Death & Disab Insurance	-	5	3	33	40
24-26	Workers Comp - Clerical (8810)	-	292	-	460	460
TOTAL PERSONNEL SERVICES		\$ -	\$ 154,218	\$ 132,662	\$ 152,553	\$ 155,710
40-11	Travel & Training	-	1,633	-	5,000	2,000
41-34	Data Lines	-	263	113	250	250
46-23	Maint - Copiers	-	-	155	-	-
51-11	Office Supplies - General	-	1,209	248	1,200	1,500
54-11	Dues & Memberships	-	75	-	-	-
54-61	Books & Publications	-	-	-	500	500
TOTAL OPERATING		\$ -	\$ 3,180	\$ 516	\$ 6,950	\$ 4,250
TOTAL EXPENDITURES		\$ -	\$ 157,398	\$ 133,178	\$ 159,503	\$ 159,960

DEVELOPMENT

IT IS THE MISSION OF DEVELOPMENT TO

promote public welfare and safety, improve aesthetics and advance urban design, enhance the business community and preserve neighborhoods by providing quality service that is knowledgeable, efficient, comprehensive, and helpful.

DESCRIPTION

The Development Department coordinates the approval processes for building, planning and zoning, and redevelopment activities in the City. The Department ensures that existing properties and newly constructed buildings meet all applicable codes and regulations. It also provides long-range comprehensive planning services and short-range zoning information.

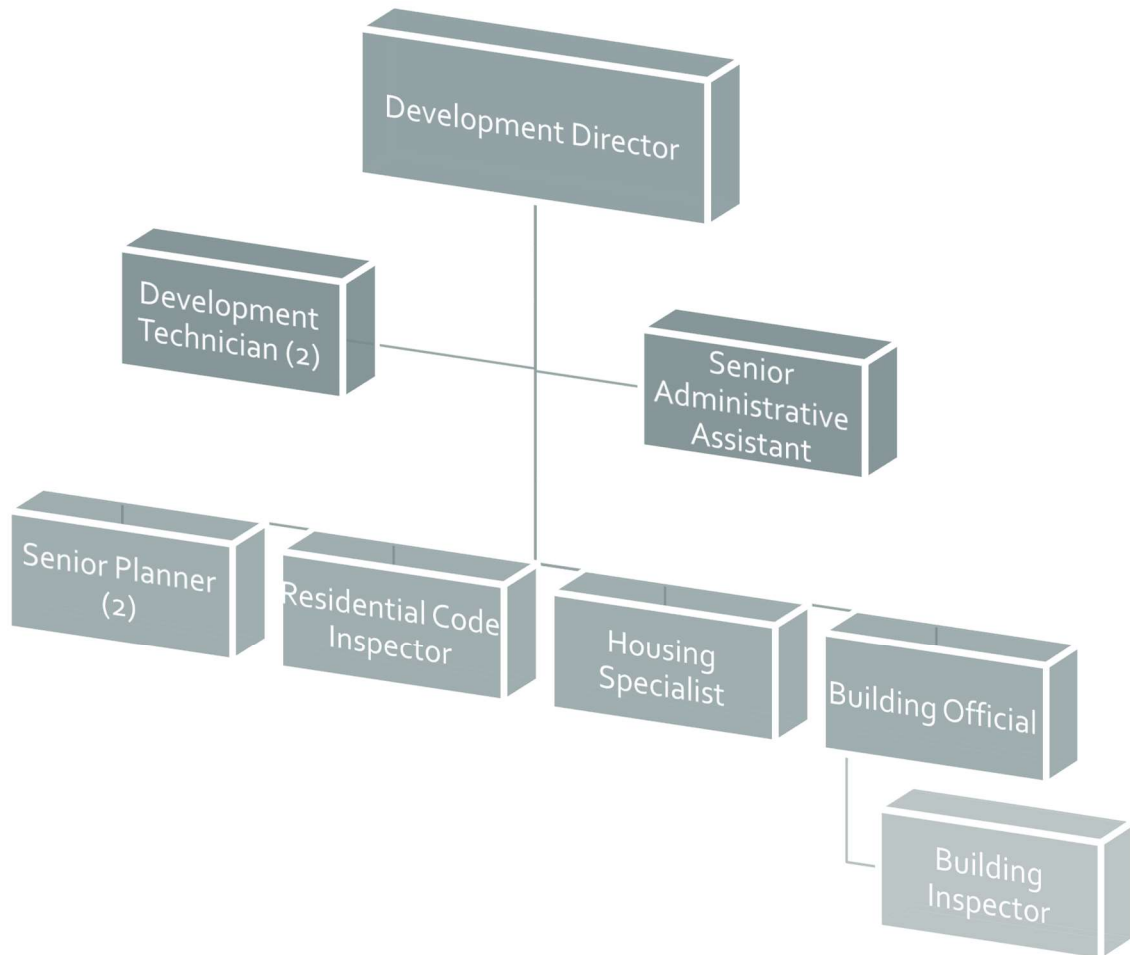
ACCOMPLISHMENTS OF FY16

- Issued 981 building permits valued at over \$12.4 million
- Conducted 2,523 inspections for conformance with the Building Code
- Processed 38 development applications through the Development Review Committee; 15 applications through the Land Development Review Board; 21 applications through City Council
- Assisted over 2,500 walk-in customers and countless telephone and email customers
- Demolished 10 residential structures that were deemed slum/blighted
- Prepared Code amendments on urban agriculture, requirements for focus on City property, restricted personal service uses, convenience stores, front porches, Downtown District standards, recreational vehicles in Mobile Home Parks and Phase 1 of Sign Code
- Maintained the Building Code Effectiveness Grading Schedule rates of Class 3 for one/two-family residential property and Class 2 for commercial and industrial property

FY17 INITIATIVES

- Amend the Land Development Code:
 - Phase 2 of the Sign Code
 - Highway commercial development standards
 - Commercial and multi-family parking standards
 - Landscaping standards
 - Automobile dealership standards
 - Outdoor display standards
- Maintain Community Rating System (CRS) rating:
 - Prepare for audit
 - Create educational materials for public
 - Update flood code, as required
- Transition to Tyler Technologies software program:
 - Train staff and educate public
- Promote the Home Improvement Reimbursement Grant program:

- Continue to educate home owners
- Market the program through all media
- Celebrate improvements



DEVELOPMENT

EXP CODE	CLASSIFICATION	ACTUAL	ACTUAL	ESTIMATE	AMENDED	BUDGET
		FY13-14	FY14-15	FY15-16	BUDGET	AMOUNT
					FY15-16	FY16-17
11-11	Dept Head Salaries	71,802	80,873	79,165	79,165	79,170
11-12	Division Head Salaries	56,227	37,088	71,989	73,008	73,010
12-99	Regular Full-Time Wages	131,022	190,031	281,130	319,296	326,910
14-11	Overtime Wages	296	-	62	3,162	2,010
15-11	Employee Incentives	250	250	400	450	500
15-12	Gas/Car Allowance	3,000	-	-	-	-
15-16	Health Insurance Waiver Stipend	-	-	1,350	-	-
21-11	Social Security Matching	19,006	22,055	33,500	36,350	36,840
22-11	Florida Retirement System	26,916	34,269	16,225	40,088	47,480
23-11	Health Insurance	32,317	45,801	62,735	55,620	69,580
23-12	Life Insurance	107	114	280	432	500
23-13	Accidental Death & Disab Insurance	13	13	121	108	200
24-26	Workers Comp - Clerical (8810)	460	727	100	-	120
24-32	Workers Comp - Municipal Classification (9410)	5,023	5,034	7,500	10,340	7,780
TOTAL PERSONNEL SERVICES		\$ 346,439	\$ 416,255	\$ 554,557	\$ 618,019	\$ 644,100
31-11	City Attorney Services	7,885	-	-	-	-
31-21	City Engineer Services	29,798	21,836	22,912	36,050	40,200
31-81	Professional Servcies - Planning	-	18,079	16,000	25,000	50,000
31-99	Professional Services - Misc	4,434	78,210	1,465	20,000	10,000
34-99	Contractual Services - Misc	32,088	4,409	56,545	50,000	80,000
40-11	Travel & Training	3,107	4,679	3,191	6,080	6,000
41-21	Telephone - Local	2,336	2,444	942	4,400	2,500
42-11	Postage	1,282	1,742	549	1,800	1,200
42-12	Postage - Residential Inspection Program	-	-	-	-	2,800
44-81	Lease - Copier	-	2,216	2,180	2,820	3,820
45-71	Notary Bond	146	-	-	-	100
46-11	Maint - Bldg & Grounds	118	2	-	2,000	1,000
46-23	Maint - Copiers	677	40	55	500	250
46-31	Central Garage Maint	40	-	-	2,060	1,000
47-99	Printing & Binding - Misc	22	500	517	500	1,150
49-51	Housing Incentives	-	-	63,318	150,000	150,000
51-11	Office Supplies - General	2,277	2,450	378	2,200	2,240
52-11	Fuel	2,634	2,391	1,267	4,300	2,400
52-31	Clothing & Apparel	-	429	-	610	610
52-43	Computer/Operating Supply	1,534	14,210	82	4,500	4,500
52-89	Automotive Parts	253	1,813	345	1,900	1,900
52-99	Operating Supplies - Miscellaneous	164	3,323	845	3,440	3,000
54-11	Dues & Memberships	836	738	1,255	1,890	2,080
54-61	Books & Publications	-	1,197	157	1,030	1,800
TOTAL OPERATING		\$ 89,631	\$ 160,708	\$ 172,003	\$ 321,080	\$ 368,550
62-99	Building Improvements	-	-	21,482	250,000	250,000
64-11	Office Furniture/Fixtures	-	-	3,614	-	-
64-13	Data Processing Equipment	-	3,989	-	-	-
TOTAL CAPITAL		\$ -	\$ 3,989	\$ 25,096	\$ 250,000	\$ 250,000
TOTAL EXPENDITURES		\$ 436,070	\$ 580,952	\$ 751,656	\$ 1,189,099	\$ 1,262,650

MUNICIPAL BUILDING OPERATIONS

EXP CODE	CLASSIFICATION	AMENDED				BUDGET AMOUNT
		ACTUAL FY13-14	ACTUAL FY14-15	ESTIMATE FY15-16	BUDGET FY15-16	
12-99	Regular Full-Time Wages	22,801	23,343	-	-	-
14-11	Overtime Wages	1,615	1,258	-	-	-
15-11	Employee Incentives	50	50	-	-	-
21-11	Social Security Matching	1,847	1,838	-	-	-
22-11	Florida Retirement System	1,697	1,773	-	-	-
23-11	Health Insurance	6,156	5,963	-	-	-
23-12	Life Insurance	20	20	-	-	-
23-13	Accidental Death & Disab Insurance	2	2	-	-	-
24-26	Workers Comp - Buildings (NOC)	920	942	-	-	-
TOTAL PERSONNEL SERVICES		\$ 35,108	\$ 35,189	\$ -	\$ -	\$ -
34-12	Pest Control Services	720	784	-	-	-
34-51	Contractual Services - Electric	352	-	-	-	-
34-52	Contractual Services - Plumbing	-	58	-	-	-
34-53	Contractual Services - Mechanical	15,916	4,779	-	-	-
34-74	Security Services	-	300	-	-	-
34-99	Contractual Services - Misc	9,253	16,510	-	-	-
41-21	Telephone - Local	1,397	1,379	-	-	-
43-11	Electric - City Facilities	59,551	43,757	-	-	-
43-31	Trash Removal	1,524	1,539	-	-	-
43-51	Water and Sewer - City	7,207	7,591	-	-	-
43-73	Street Light Fee	580	-	-	-	-
43-81	Stormwater Assessment	1,415	-	-	-	-
46-11	Maint - Bldg & Grounds	19,426	25,176	-	-	-
52-51	Janitorial Supplies	2,654	4,698	-	-	-
52-99	Operating Supplies - Miscellaneous	562	712	-	-	-
TOTAL OPERATING		\$ 120,557	\$ 107,283	\$ -	\$ -	\$ -
62-99	Building Improvements	107,805	383,968	-	-	-
TOTAL CAPITAL		\$ 107,805	\$ 383,968	\$ -	\$ -	\$ -
TOTAL EXPENDITURES		\$ 263,470	\$ 526,440	\$ -	\$ -	\$ -

RECREATION

IT IS THE MISSION OF RECREATION TO

Strengthen the community and enhance the quality of life by creating memorable experiences through parks, recreation, and aquatics.

DESCRIPTION

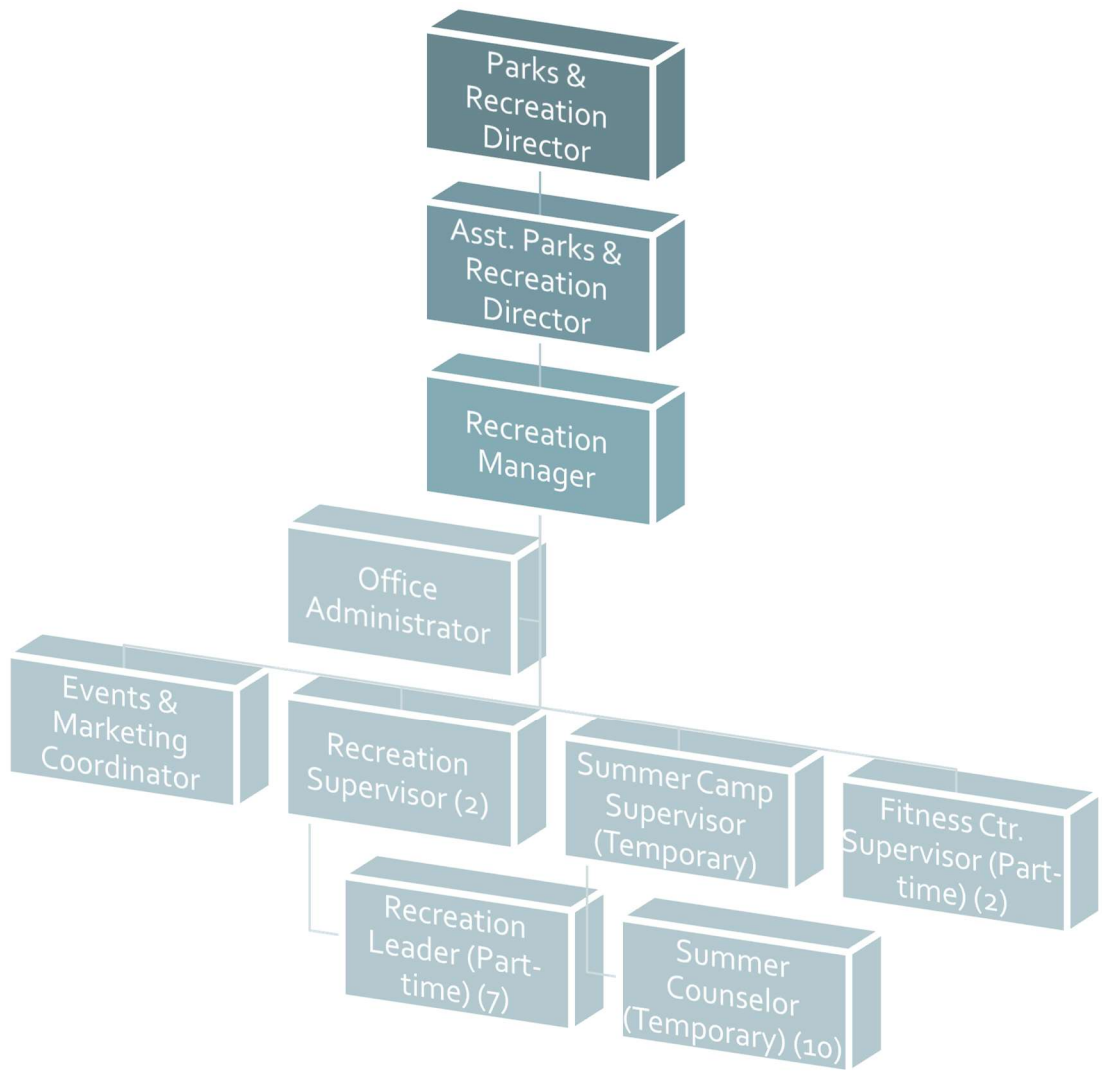
The New Port Richey Recreation & Aquatic Center is a state-of-the-art facility , which offers a variety of affordable recreational activities and athletic training opportunities for everyone. With programs for children, seniors, and adults, the facility has become an integral part of the fabric of the community.

ACCOMPLISHMENTS OF FY16

- Received the national award, *Playful City USA Community*, for the 8th consecutive year
- Completed the Sims Park Improvement Project and coordinated a grand re-opening celebration
- Received 1 of only 36 National League of Cities awards, *Let's Move Cities, Towns, and Counties*
- Approved to be a Summer Breakspot to provide free healthy meals to children during the summer

FY17 INITIATIVES

- Improve membership recruitment and retention for the Recreation and Aquatic Center:
 - Adjust daily and membership fees
 - Offer special activities for "members only"
 - Expand the facility with amenities that will attract members
 - Devote marketing funds to advertise the Recreation and Aquatic Center
- Improve efficiency when registering and/or paying for programs
 - Update software system
 - Train staff on new software
 - Provide online registration options
- Expand the recreational programming at the Recreation and Aquatic Center
 - Offer more staff-run sports leagues
 - Recruit more recreational programming instructors
- Expand the facility to accommodate instructional classes
 - Provide recreational opportunities in the Park
 - Offer summer concerts in Sims Park
 - Offer fitness activities in various parks
 - Host Family Movie Night in Sims Park



RECREATION

EXP CODE	CLASSIFICATION				AMENDED	BUDGET
		ACTUAL FY13-14	ACTUAL FY14-15	ESTIMATE FY15-16	BUDGET FY15-16	AMOUNT FY16-17
11-11	Dept Head Salaries	73,131	77,479	75,061	77,150	79,080
11-12	Division Head Salaries	36,484	38,712	39,177	38,570	104,150
12-10	Regular Exempt Salaries	30,139	15,474	27,938	30,140	30,450
12-99	Regular Full-Time Wages	126,972	133,844	83,420	69,968	119,310
13-11	Part-Time Wages	58,481	64,269	109,123	122,439	130,180
13-12	Temporary Wages	41,925	48,402	43,917	37,980	40,950
14-11	Overtime Wages	1,813	2,040	3,746	3,000	2,540
15-11	Employee Incentives	600	600	700	550	800
15-16	Health Insurance Waiver Stipend	1,050	1,800	435	-	-
15-22	Education Incentive Pay	750	600	690	600	600
15-29	Meal Allowance	9	15	-	-	-
21-11	Social Security Matching	27,680	28,700	30,307	29,110	38,870
22-11	Florida Retirement System	31,749	35,784	33,688	38,188	46,290
23-11	Health Insurance	42,064	40,592	39,440	38,160	44,750
23-12	Life Insurance	151	146	152	288	300
23-13	Accidental Death & Disab Insurance	18	17	60	72	120
24-26	Workers Comp - Clerical (8810)	79	91	140	140	80
24-27	Workers Comp - Building (NOC) (9015)	1,420	1,371	-	-	-
24-28	Workers Comp - Parks (9102)	8,796	9,906	10,059	16,948	12,360
TOTAL PERSONNEL SERVICES		\$ 483,311	\$ 499,842	\$ 498,053	\$ 503,303	\$ 650,830
34-12	Pest Control Services	1,200	1,306	-	-	-
34-43	Contractual Services - Instructors	42,316	40,037	34,980	42,500	40,000
34-74	Security Services	1,087	300	272	1,100	1,100
34-99	Contractual Services - Misc	1,858	884	1,037	51,000	50,000
40-11	Travel & Training	1,894	1,254	1,000	2,810	5,650
41-21	Telephone - Local	5,717	4,993	6,000	8,300	8,300
41-34	Data Lines	4,196	4,322	4,455	4,500	7,060
42-11	Postage	364	167	294	600	300
42-21	Freight Express Charges	63	56	-	100	100
43-11	Electric - City Facilities	101,494	122,181	117,637	135,000	125,000
43-31	Trash Removal	6,891	8,175	-	-	-
43-41	Gas - Natural/Propane	2,743	1,599	1,524	2,000	2,200
43-51	Water & Sewer - City	5,869	7,847	6,455	6,000	6,240
43-73	Street Light Fee	758	-	760	760	760
43-81	Stormwater Assessment	4,365	-	4,400	4,400	4,400
44-19	Rent - Equipment/Software	1,323	2,189	1,600	2,000	2,000
46-11	Maint - Bldg & Grounds	62,557	56,685	6,988	2,000	2,000
46-21	Maint - Equipment	1,052	1,683	2,037	1,490	5,500
46-23	Maint - Copiers	1,135	1,332	911	1,000	1,800
46-31	Central Garage Maint	40	-	-	720	720
49-61	Special Events - City Hosted	1,042	1,763	-	1,250	10,000
49-62	Recreation - Donation	5,232	2,015	3,645	1,000	-
49-63	Recreation Trips	9,752	15,193	6,020	5,200	5,000
49-65	City Sponsored Programs	122	11,319	13,946	5,000	30,000
49-99	Other Current Charges - Misc	4,772	4,922	5,619	5,700	6,000
51-11	Office Supplies - General	944	974	600	1,000	1,000
51-41	Small Tools & Implements	523	1,333	80	1,000	1,000
52-11	Fuel	1,309	1,780	2,319	1,500	1,500

RECREATION

EXP CODE	CLASSIFICATION	ACTUAL	ACTUAL	ESTIMATE	AMENDED	BUDGET
		FY13-14	FY14-15	FY15-16	BUDGET	AMOUNT
					FY15-16	FY16-17
52-31	Clothing & Apparel	2,052	1,459	1,759	1,650	2,300
52-34	Swim/Recreation Accessories	863	1,829	1,938	2,000	2,400
52-41	Licensing & ID Materials	1,363	2,458	3,772	5,000	5,000
52-43	Computer/Operating Supply	10,583	6,359	4,910	5,000	8,500
52-45	Recreation Supplies	10,505	8,521	8,946	10,000	10,000
52-46	Advertising/Marketing Supplies	21,038	26,035	18,952	19,056	30,000
52-47	First Aid Supplies	376	106	131	400	400
52-48	Prizes & Awards	2,065	1,905	625	2,000	2,000
52-51	Janitorial Supplies	11,118	12,920	-	-	1,000
52-89	Automotive Parts	1,198	3,613	1,340	1,080	1,080
52-99	Operating Supplies - Miscellaneous	1,491	3,971	6,997	7,300	8,000
54-11	Dues & Memberships	523	755	778	760	850
TOTAL OPERATING		\$ 333,793	\$ 364,240	\$ 272,727	\$ 342,176	\$ 389,160
62-99	Building Improvements	22,680	-	22,904	240,000	-
63-99	Improvements Other Than Bldg - Misc.	-	33,775	224,179	373,000	73,740
64-15	Trucks & Trailers	-	-	9,485	9,500	-
64-18	Software	-	-	24,000	24,000	-
64-31	Special Purpose Equipment	-	34,165	3,895	4,000	-
TOTAL CAPITAL		\$ 22,680	\$ 67,940	\$ 284,463	\$ 650,500	\$ 73,740

TOTAL EXPENDITURES \$ 839,784 \$ 932,022 \$ 1,055,243 \$ 1,495,979 \$ 1,113,730

PARKS

EXP CODE	CLASSIFICATION	ACTUAL	ACTUAL	ESTIMATE	AMENDED	BUDGET
		FY13-14	FY14-15	FY15-16	BUDGET	AMOUNT
		FY13-14	FY14-15	FY15-16	FY15-16	FY16-17
11-12	Division Head Salaries	37,407	42,809	-	-	-
12-99	Regular Full-Time Wages	124,557	122,843	-	-	-
14-11	Overtime Wages	7,880	8,487	-	-	-
15-11	Employee Incentives	300	250	-	-	-
15-29	Meal Allowance	24	-	-	-	-
21-11	Social Security Matching	12,856	13,040	-	-	-
22-11	Florida Retirement System	9,755	10,263	-	-	-
22-14	Defined Contribution Plan	2,949	3,261	-	-	-
23-11	Health Insurance	34,369	32,301	-	-	-
23-12	Life Insurance	114	112	-	-	-
23-13	Accidental Death & Disab Insurance	13	13	-	-	-
24-28	Workers Comp - Parks (9102)	5,437	5,664	-	-	-
TOTAL PERSONNEL SERVICES		\$ 235,661	\$ 239,043	\$ -	\$ -	\$ -
34-33	Lawn Maintenance	24,732	45,935	-	-	-
40-11	Travel & Training	570	459	-	-	-
41-21	Telephone - Local	2,953	3,577	-	-	-
43-11	Electric - City Facilities	9,458	8,713	-	-	-
43-31	Trash Removal	3,116	2,721	-	-	-
43-51	Water & Sewer - City	22,581	21,416	-	-	-
43-73	Street Light Fee	127	113	-	-	-
43-81	Stormwater Assessment	3,315	316	-	-	-
44-19	Rent - Equipment/Software	139	479	-	-	-
46-11	Maint - Bldg & Grounds	31,787	22,821	-	-	-
46-31	Central Garage Maint	1,067	-	-	-	-
46-52	Vandalism Repairs	246	1,110	-	-	-
46-53	Maint. - Pinehill Cemetary	-	12	-	-	-
46-55	Maint. - Senior Center	5,741	4,997	-	-	-
51-11	Office Supplies - General	54	90	-	-	-
51-41	Small Tools & Implements	1,235	3,281	-	-	-
52-11	Fuel	16,657	14,588	-	-	-
52-31	Clothing & Apparel	610	1,957	-	-	-
52-43	Computer/Operating Supply	66	310	-	-	-
52-47	First Aid Supplies	39	23	-	-	-
52-51	Janitorial Supplies	10,005	7,563	-	-	-
52-89	Automotive Parts	20,115	16,692	-	-	-
52-99	Operating Supplies - Miscellaneous	5,278	6,464	-	-	-
53-21	Signs and Materials	269	638	-	-	-
53-41	Sod - Seed	986	95	-	-	-
54-11	Dues & Memberships	160	160	-	-	-
TOTAL OPERATING		\$ 161,306	\$ 164,530	\$ -	\$ -	\$ -
62-99	Building Improvements	14,138	70,934	-	-	-
63-99	Improvements Other Than Bldg - Misc.	-	14,382	-	-	-
64-15	Trucks & Trailers	-	22,617	-	-	-
64-31	Special Purpose Equipment	-	4,785	-	-	-
TOTAL CAPITAL		\$ 14,138	\$ 112,718	\$ -	\$ -	\$ -
TOTAL EXPENDITURES		\$ 411,105	\$ 516,291	\$ -	\$ -	\$ -

AQUATICS

IT IS THE MISSION OF AQUATICS TO

Strengthen the community and enhance the quality of life by creating memorable experiences through parks, recreation, and aquatics. .

DESCRIPTION

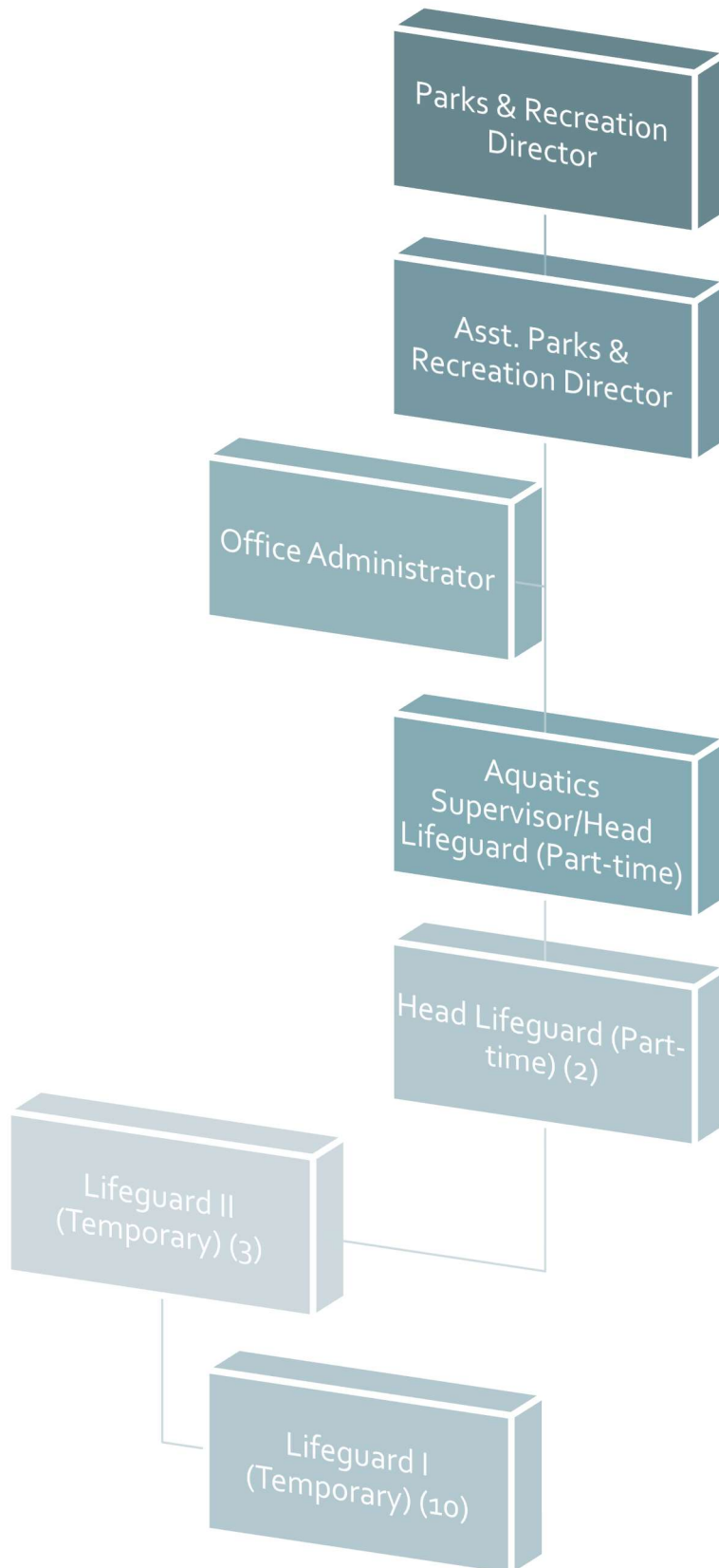
The New Port Richey Recreation & Aquatic Center is a state-of-the-art facility , which offers a variety of affordable recreational activities and athletic training opportunities for everyone. With programs for children, seniors, and adults, the facility has become an integral part of the fabric of the community.

ACCOMPLISHMENTS OF FY16

- Executed the Coteeman Triathlon
- Re-implemented the American Red Cross Swim Lesson Program
- Added pool party packages to the Aquatic Center programming, which generated additional revenue
- Installed a sound system at the Aquatic Center, which allows for the playing of music and announcements

FY17 INITIATIVES

- Expand the aquatic programs offered at the facility:
 - Certify at least 50% of staff as Water Safety Instructors
 - Offer private lessons and Whales Tails Water Safety lessons to groups
 - Offer concerts at the pools during the summer
- Lower the operating costs for the pool pumps
 - Conduct a study on variable frequency drives for the pump room
 - If study shows a cost savings, install variable frequency drives on all 4 pool pumps
- Increase partnerships:
 - Expand upon the partnership with Main Street for the Coteeman Triathlon
 - Partner with the local schools and athletic teams to offer programming opportunities
- Increase the attendance at the Aquatic Center:
 - Work with Marketing to promote the facility
 - Offer specials to attract more participants
 - Contact area summer camps and child care centers to offer group rates on field trips to the facility



AQUATICS

EXP CODE	CLASSIFICATION	ACTUAL	ACTUAL	ESTIMATE	AMENDED	BUDGET
		FY13-14	FY14-15	FY15-16	BUDGET	AMOUNT
					FY15-16	FY16-17
11-12	Division Head Salaries	31,297	45,832	45,134	45,660	-
13-11	Part-Time Wages	40,101	48,239	41,228	55,200	57,780
13-12	Temporary Wages	54,830	71,420	94,705	88,910	101,910
14-11	Overtime Wages	189	18	-	-	-
15-11	Employee Incentives	150	200	150	200	150
21-11	Social Security Matching	9,644	12,604	15,336	14,540	12,230
22-11	Florida Retirement System	6,096	6,904	8,026	8,589	4,360
23-11	Health Insurance	3,078	5,963	6,981	6,300	-
23-12	Life Insurance	10	20	20	50	-
23-13	Accidental Death & Disab Insurance	1	2	10	20	-
24-28	Workers Comp - Parks (9102)	4,023	5,229	5,713	8,050	6,190
TOTAL PERSONNEL SERVICES		\$ 149,419	\$ 196,431	\$ 217,303	\$ 227,519	\$ 182,620
34-41	Water Safety Instruction	355	596	620	600	630
34-99	Contractual Services - Misc	3,150	5,200	3,000	5,000	8,000
40-11	Travel & Training	-	1,000	-	800	-
41-21	Telephone - Local	119	593	450	600	600
43-11	Electric - City Facilities	28,393	29,286	30,380	34,650	34,000
43-41	Gas - Natural/Propane	8,286	8,130	10,316	10,316	11,000
43-51	Water & Sewer - City	9,673	10,827	10,000	12,000	11,260
43-73	Street Light Fee	-	-	50	50	50
43-81	Stormwater Assessment	5,492	-	5,500	5,500	5,500
46-11	Maint - Bldg & Grounds	29,397	16,806	23,832	27,550	30,000
46-21	Maint - Equipment	300	-	209	300	300
46-23	Maint - Copiers	-	158	-	-	-
51-11	Office Supplies - General	185	191	113	200	200
51-41	Small Tools & Implements	245	121	105	200	200
52-21	Chemicals	23,743	22,469	23,000	24,000	24,000
52-22	Laboratory Supplies	74	95	100	100	200
52-31	Clothing & Apparel	2,134	896	900	900	1,100
52-34	Swim/Recreation Accessories	-	1,468	1,000	1,500	1,500
52-41	Licensing & ID Materials	1,810	1,798	1,900	2,500	2,500
52-43	Computer/Operating Supply	205	1,346	750	750	150
52-45	Recreation Supplies	835	465	500	600	600
52-47	First Aid Supplies	1,496	878	900	900	900
52-48	Prizes & Awards	300	220	300	300	300
52-51	Janitorial Supplies	223	416	-	800	800
52-99	Operating Supplies - Miscellaneous	4,951	3,069	5,000	7,000	7,000
53-21	Signs & Sign Material	104	199	131	200	200
54-11	Dues & Memberships	-	-	160	160	160
TOTAL OPERATING		\$ 121,470	\$ 106,227	\$ 119,216	\$ 137,476	\$ 141,150
62-99	Building Improvements	-	-	-	-	15,000
63-99	Improvements Other Than Bldg - Misc.	-	-	24,555	25,000	-
64-31	Special Purpose Equipment	-	34,868	49,754	50,450	32,400
TOTAL CAPITAL		\$ -	\$ 34,868	\$ 74,309	\$ 75,450	\$ 47,400
TOTAL EXPENDITURES		\$ 270,889	\$ 337,526	\$ 410,828	\$ 440,445	\$ 371,170

PUBLIC WORKS - SUPERVISION

IT IS THE MISSION OF PUBLIC WORKS – SUPERVISION TO

provide and maintain the infrastructure of the City and to protect the health and welfare of city residents businesses, and visitors; and provide quality service within available resources to our customers in a timely and efficient manner with the unity and trust of highly qualified and skilled personnel who serve as first responders in emergency situations

DESCRIPTION

The Public Works Department provide design, construction and maintenance of right-of-ways, maintenance of parks, city properties and parking structures. The Department includes several divisions, which are overseen by Public Works – Supervision. Work is completed by city staff, as well as staff working with consultants, contractors and developers.

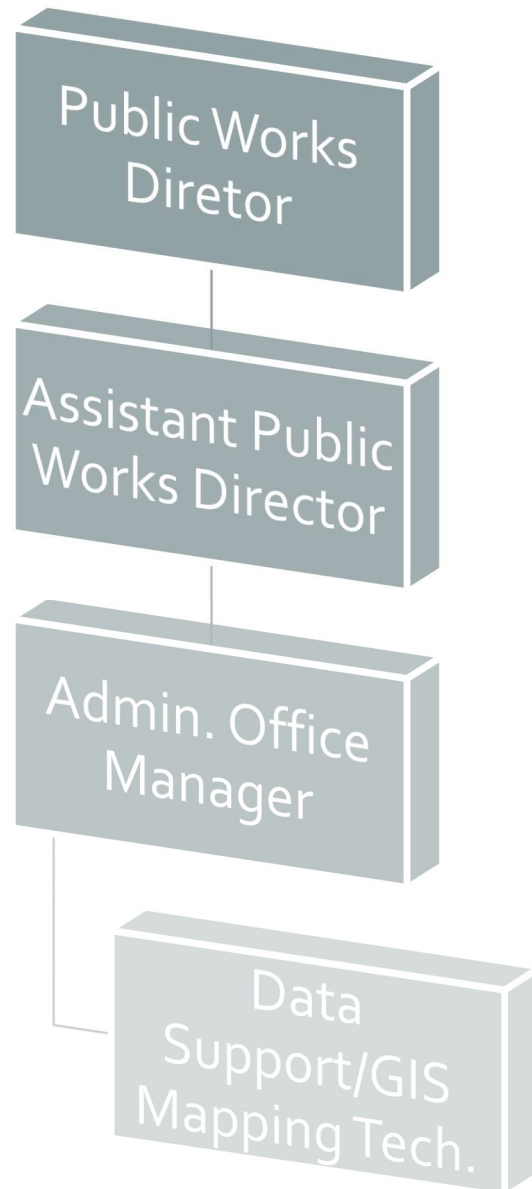
ACCOMPLISHMENTS OF FY16

- Grants:
 - Toilet Rebate Program (SWFWMD)
 - Reclaimed Expansion – North River Neighborhood (SWFWMD Cooperative Funding)
 - The Heights Drainage Improvements Project (SWFWMD Cooperative Funding)
- Accomplished the following CIP Projects:
 - 2014/2015 Water System Improvements and Street Improvements
 - 2013/2014 AMI Project, Phase I & II
 - Plathe Road Improvement Project
 - Multi-Use Path Marine Parkway to Riverwalk Project
- Utility System Expansion/Operational Improvements:
 - Proposed purchase of Lakewood Villas, Barbara Ann Acres, and Silver Oaks Utility Systems
 - Improved unaccountable water loss, due to AMI project completion
- NPDES Permit Report – Year 4 Audit Compliance

FY17 INITIATIVES

- Permitting:
 - Wastewater Treatment Plant Operating Permit (FDEP)
 - NPDES Permit – Year 5 Renewal (FDEP)
 - Yard Waste Transfer Station Site Permit (FDEP)
 - Indiana Ave. Closed Landfill Permit Renewal (FDEP)
- Personnel Training Program:
 - Asbestos Handling and Disposal
 - Federal Emergency Management Agency Incident Command
 - Stormwater Construction Site Inspector (FDEP)

- Utility System Expansion/Operational Improvements:
 - Negotiation and purchase of the Orangewood Lake Services Utility System
 - Inflow and Infiltration Program start up
- Assessment Program Review and Implementation:
 - Roadway Methodology Program implementation
 - Water and Sewer Revenue Sufficiency Study



PUBLIC WORKS SUPERVISION

EXP CODE	CLASSIFICATION	ACTUAL	ACTUAL	ESTIMATE	AMENDED	BUDGET
		FY13-14	FY14-15	FY15-16	BUDGET	AMOUNT
					FY15-16	FY16-17
11-11	Dept Head Salaries	73,133	82,293	80,579	80,579	82,990
11-12	Division Head Salaries	65,410	35,356	17,522	65,062	67,900
12-99	Regular Full-Time Wages	63,044	71,375	71,032	71,032	72,740
14-11	Overtime Wages	384	561	956	1,024	1,050
15-11	Employee Incentives	200	200	150	200	200
15-16	Health Insurance Waiver Stipend	-	-	300	-	-
15-22	Education Incentive Pay	350	600	400	600	600
15-29	Meal Allowance	-	-	-	150	-
21-11	Social Security Matching	15,241	14,087	15,999	16,730	17,260
22-11	Florida Retirement System	23,439	25,054	19,322	24,284	28,730
23-11	Health Insurance	24,623	24,963	20,444	24,720	29,830
23-12	Life Insurance	82	73	150	200	200
23-13	Accidental Death & Disab Insurance	10	9	25	50	80
24-26	Workers Comp - Clerical (8810)	151	195	127	300	170
24-32	Workers Comp - Municipal Classification (9410)	6,613	6,671	8,965	10,910	10,300
TOTAL PERSONNEL SERVICES		\$ 272,680	\$ 261,437	\$ 235,971	\$ 295,841	\$ 312,050
34-12	Pest Control Services	1,836	1,998	-	-	-
34-99	Contractual Services - Misc	-	-	577	700	750
40-11	Travel & Training	1,320	76	-	3,000	3,000
41-21	Telephone - Local	6,409	6,101	8,733	8,300	7,000
41-34	Data Lines	9,256	9,052	9,124	9,050	9,500
41-41	Pager Services	43	38	34	40	40
42-11	Postage	121	194	267	250	350
43-11	Electric - City Facilities	32,395	32,202	31,122	32,600	33,000
43-31	Trash Removal	5,857	4,323	-	-	-
43-51	Water & Sewer - City	4,482	7,384	7,783	10,000	10,000
43-73	Street Light Fee	571	-	571	600	600
43-81	Stormwater Assessment	5,767	-	5,767	5,800	5,800
45-71	Notary Bond	-	55	-	150	150
46-11	Maint - Bldg & Grounds	11,129	20,511	-	-	-
46-21	Maint - Equipment	3,238	2,920	-	3,000	3,000
46-23	Maint - Copiers	2,876	1,714	1,353	2,000	2,000
46-31	Maint - Central Garage Maint.	320	-	1,000	1,340	1,300
51-11	Office Supplies - General	679	1,065	1,371	1,850	2,800
51-41	Small Tools & Implements	126	283	-	300	300
52-11	Fuel	6,143	1,177	1,557	6,000	5,200
52-25	Software License Support	3,455	872	4,901	5,400	4,000
52-31	Clothing & Apparel	272	260	321	400	400
52-43	Computer/Operating Supply	7,628	1,084	2,892	4,000	3,000
52-47	First Aid Supplies	115	167	-	200	200
52-51	Janitorial Supplies	269	70	-	-	-
52-89	Automotive Parts	7,086	11,877	2,250	3,000	3,000
52-99	Operating Supplies - Miscellaneous	1,898	1,471	2,050	3,000	3,000
54-11	Dues & Memberships	1,350	1,480	1,665	2,020	1,800
54-61	Books & Publications	12	-	189	300	300
TOTAL OPERATING		\$ 114,653	\$ 106,374	\$ 83,527	\$ 103,300	\$ 100,490

PUBLIC WORKS SUPERVISION

EXP CODE	CLASSIFICATION	ACTUAL FY13-14	ACTUAL FY14-15	ESTIMATE FY15-16	AMENDED BUDGET FY15-16	BUDGET AMOUNT FY16-17
62-99	Building Improvements	-	-	-	-	-
64-13	Data Processing Equipment	-	-	-	-	3,500
64-15	Trucks & Trailers	-	24,440	-	-	-
TOTAL CAPITAL		\$ -	\$ 24,440	\$ -	\$ -	\$ 3,500

TOTAL EXPENDITURES \$ 387,333 \$ 392,251 \$ 319,498 \$ 399,141 \$ 416,040

PUBLIC WORKS – STREET & RIGHT OF WAY

IT IS THE MISSION OF PUBLIC WORKS – STREET & RIGHT OF WAY TO

repair, maintain, and eliminate hazards to all public streets, right of ways, and alleys, making the City a safer place for residents and the general public.

DESCRIPTION

The Street & Right of Way Division is responsible for maintaining 35 miles of roadway marking, 40 acres of mowable land, 65 miles of paved road, and 80 miles of curbing. In addition, this Division also sets up all road closures, detours, and planning for special events.

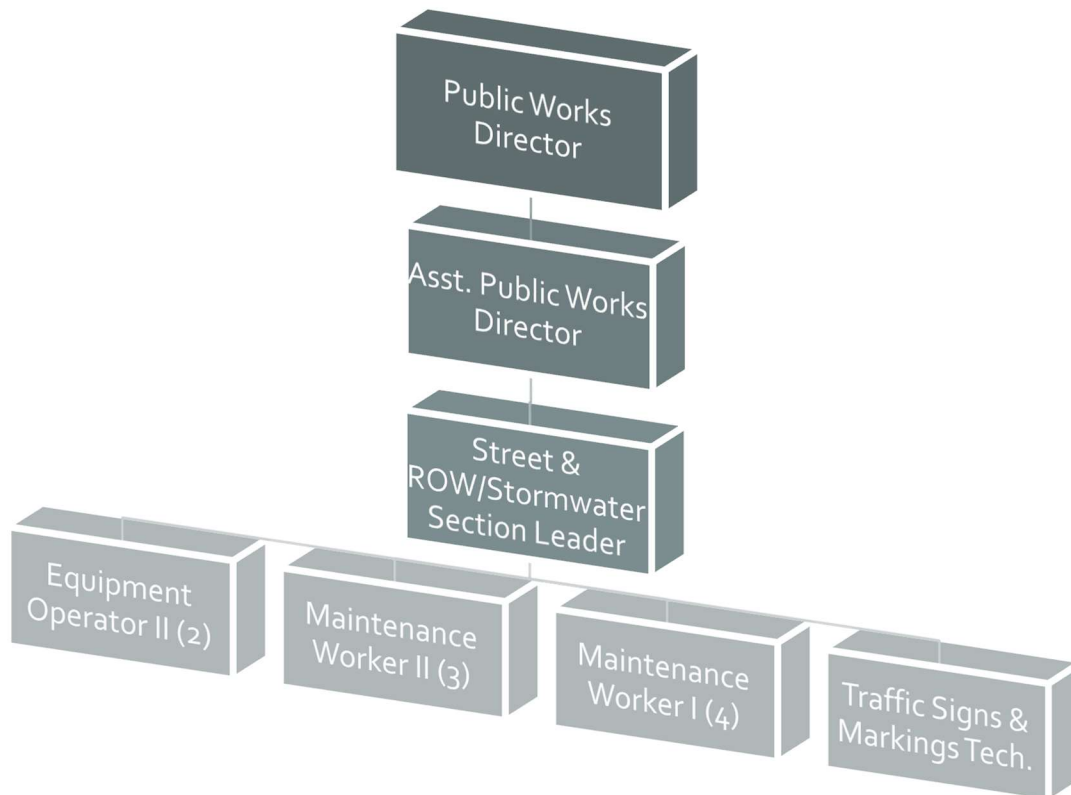
ACCOMPLISHMENTS OF FY16

- Sidewalk Construction:
 - Grand Blvd. from Cecelia Drive to the southern city limits
 - Hazeldon sub-division
 - Chamber of Commerce at NE corner of River Road and Main St.
 - Miscellaneous repairs in the North River area
 - Completed pressure washing of downtown sidewalks
- Participated in Special Event set up, including CHASCO, SeafoodFest, Rap River Run, Main St. Blast, Night in the Tropics, Bike Fest, Christmas Parade, and Railroad Square Block Party
- Traffic Signs and Markings:
 - Installed bright sticks on all stop sign posts
 - Cleaned, repaired, and painted all city welcome signs
 - Repaired solar power speed feedback signs at Richey Elementary and Gulf Middle Schools
 - Installed LED crosswalk at Adams St. and Main St.
- Roadway Improvements:
 - Identified and remediated depressions and potholes in asphalt
 - Collected quantities for 2015/2016 Roadway Striping Project
 - Removed and replaced damaged wheel stops at all city owned parking lots
 - Applied asphalt millings to upgrade alleys south of Missouri Ave. and south of Central Ave.

FY17 INITIATIVES

- Traffic Signs and Markings:
 - Install solar power LED crosswalk at Lincoln St. and Main St.
 - Complete 6" street name blade upgrades
 - Complete crosswalk upgrades to comply with current FDOT standards
- Parking Lot Upgrades:
 - Recreation and Aquatic Center parking lot re-striping
 - Install 1924 road bricks in center medians at the Geben Devries parking lot
 - Install landscaping hedge around City Hall parking lot
 - Shell base improvements to the parking areas at Cotee River Park and Grand Blvd. Park

- Tree Program:
 - Tree City USA certification – 27th year renewal
 - Trim trees around Orange Lake and Sims Park and palm trees in the Palm District
 - Expand and promote “Adopt A Tree” program
- Alley Improvements:
 - Upgrade alleys with recycled asphalt millings, remove debris, and clear vegetation in alleyways
 - Identify vision zone violations and take corrective action



STREET & RIGHT OF WAY MAINTENANCE

EXP CODE	CLASSIFICATION				AMENDED	BUDGET
		ACTUAL FY13-14	ACTUAL FY14-15	ESTIMATE FY15-16	BUDGET FY15-16	AMOUNT FY16-17
12-99	Regular Full-Time Wages	165,074	194,633	199,889	199,889	202,860
14-11	Overtime Wages	5,902	7,951	15,440	15,440	15,400
15-11	Employee Incentives	300	400	400	400	400
15-16	Health Insurance Waiver Stipend	1,500	1,800	1,800	1,800	1,800
15-27	Standby Time	5,660	5,716	4,235	5,520	5,310
15-29	Meal Allowance	-	30	9	240	-
21-11	Social Security Matching	13,394	15,783	17,000	17,090	17,290
22-11	Florida Retirement System	12,536	15,182	15,000	15,330	16,250
23-11	Health Insurance	33,856	37,767	43,000	43,260	53,770
23-12	Life Insurance	129	151	350	390	400
23-13	Accidental Death & Disab Insurance	15	18	95	100	160
24-31	Workers Comp - Street Maint/Trash (5509)	6,988	7,873	12,000	12,400	13,240
TOTAL PERSONNEL SERVICES		\$ 245,354	\$ 287,304	\$ 309,218	\$ 311,859	\$ 326,880
31-29	Engineering Services - Misc	-	5,315	2,500	7,500	5,000
34-30	Parking Lot Maintenance	972	815	578	1,000	1,000
34-38	Lab Test	-	-	-	250	250
34-85	Trash Grinding Service	12,461	14,763	14,500	15,000	15,000
34-99	Contractual Services - Misc	28,706	33,558	25,000	25,000	25,000
40-11	Travel & Training	521	1,200	2,000	900	2,320
41-21	Telephone - Local	5,085	3,722	946	4,000	1,000
41-34	Data Lines	953	408	500	480	1,000
42-11	Postage	87	17	31	50	50
43-11	Electric - City Facilities	1,407	1,375	1,205	1,400	1,400
43-12	Electric - Traffic Lights	4,554	4,462	4,500	5,000	5,000
43-21	Eastbury Garden - Street Lights	2,488	2,498	2,450	2,500	2,500
43-22	Hillandale - Street Lights	16,508	16,475	16,500	17,500	17,500
43-23	Ridgewood - Street Lighs	7,754	7,783	8,000	8,500	8,500
43-31	Trash Removal	11,896	12,950	10,000	15,000	13,000
43-51	Water & Sewer - City	39,259	37,399	38,616	40,000	40,000
43-81	Stormwater Assessment	2,272	-	2,280	2,280	2,280
44-19	Rent - Equipment/Software	60	817	800	1,500	1,000
46-11	Maint - Bldg & Grounds	8,726	15,247	8,296	15,000	10,000
46-21	Maint - Equipment	-	145	-	100	100
46-31	Central Garage Maint	4,100	-	8,500	10,380	10,000
49-83	Permit Fees	-	-	-	70	70
51-11	Office Supplies - General	198	149	150	200	200
51-41	Small Tools & Implements	1,405	1,442	1,200	1,500	1,500
52-11	Fuel	69,686	54,242	45,866	47,000	40,000
52-25	Software License Support	-	-	420	-	-
52-31	Clothing & Apparel	1,149	2,355	2,097	2,400	2,400
52-43	Computer/Operating Supply	171	449	-	250	1,400
52-47	First Aid Supplies	213	90	-	100	100
52-62	Trees	882	911	212	3,000	1,000
52-89	Automotive Parts	69,770	74,988	61,121	35,000	38,000
52-99	Operating Supplies - Miscellaneous	8,943	12,391	7,500	10,000	10,000
53-21	Signs & Sign Material	11,385	11,573	10,801	12,000	12,000
53-31	Pipe/Culvert Material	-	922	-	-	-
53-41	Sod/Seed	989	970	1,600	750	1,600

STREET & RIGHT OF WAY MAINTENANCE

EXP CODE	CLASSIFICATION	ACTUAL	ACTUAL	ESTIMATE	AMENDED	BUDGET
		FY13-14	FY14-15	FY15-16	FY15-16	AMOUNT FY16-17
53-99	Road Materials - Misc	12,928	43,268	15,000	27,000	25,000
54-11	Dues & Memberships	223	401	115	300	300
54-61	Books & Publications	-	141	170	200	200
TOTAL OPERATING		\$ 325,751	\$ 363,241	\$ 293,454	\$ 313,110	\$ 295,670
64-15	Trucks & Trailers	49,991	200,963	-	-	-
64-16	Heavy Equipment	-	-	-	-	-
TOTAL CAPITAL		\$ 49,991	\$ 200,963	\$ -	\$ -	\$ -

TOTAL EXPENDITURES \$ 621,096 \$ 851,508 \$ 602,672 \$ 624,969 \$ 622,550

PUBLIC WORKS – FACILITIES MAINTENANCE

IT IS THE MISSION OF PUBLIC WORKS – FACILITIES MAINTENANCE TO

maintain a safe, clean, and attractive environment for both employees and visitors to all facilities under the management of the City.

DESCRIPTION

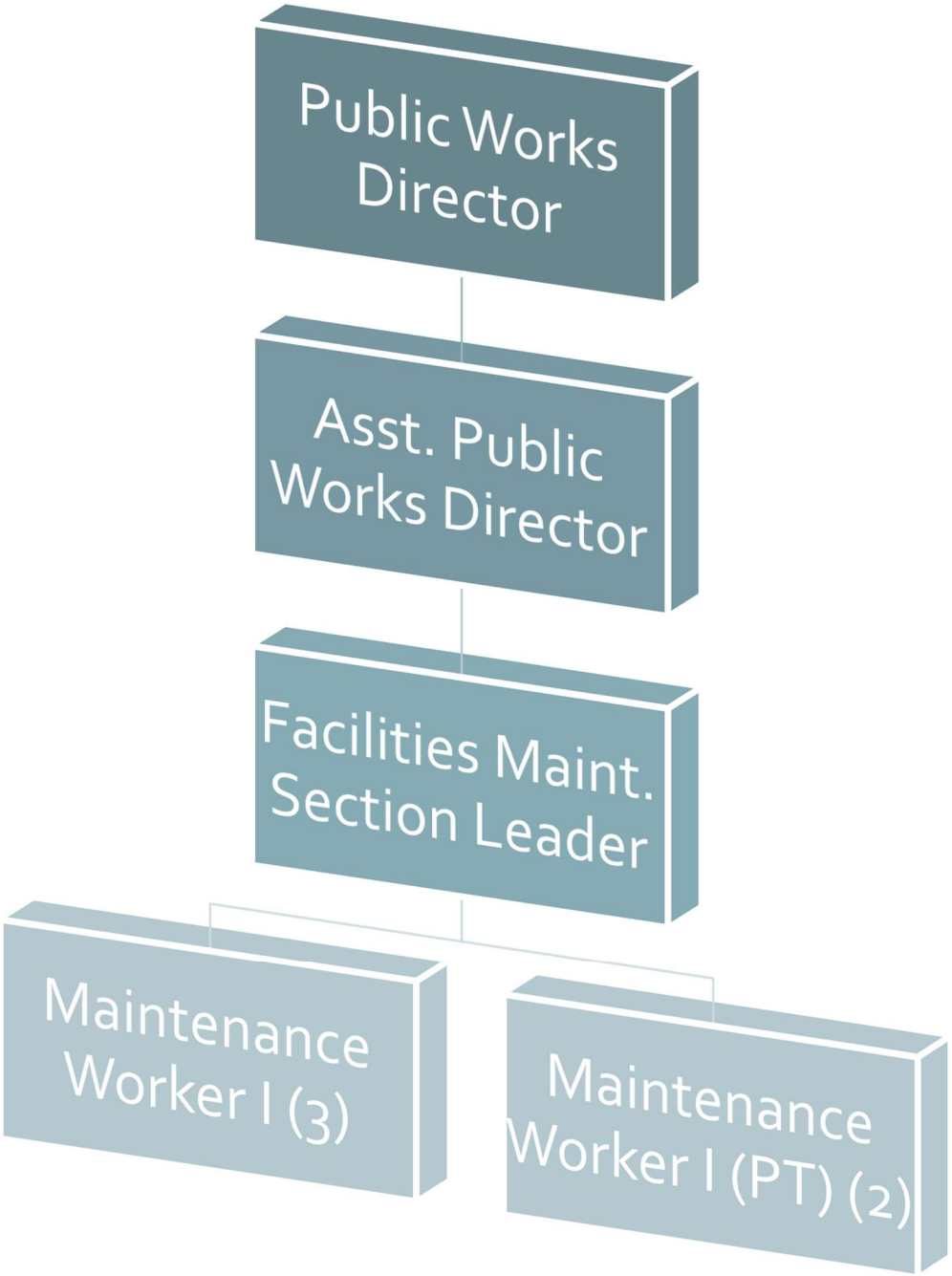
The Public Works – Facilities Maintenance Division is responsible for the maintenance and repair of New Port Richey's public buildings.

ACCOMPLISHMENTS OF FY16

- Completed pressure washing and painting of City Hall, Library, and Fire Station #1
- Completed parking lot paving and LED lighting conversion at City Hall

FY17 INITIATIVES

- Facility Maintenance Program:
 - Identify existing facility deficiencies
 - Capital and operational classification of identified existing facility deficiencies
 - Prioritization of identified existing facility deficiencies
- Parking Lot LED Conversion Program:
 - Gerben Divris parking lot (across from Sims Park)
 - Gloria Swanson parking lot
 - Bank St. parking lot (Railroad Square, west of Grand Blvd.)
- Personnel Efficiency Review:
 - Janitor/Maintenance activity review and function adjustments
 - Identify maintenance activities to be performed in house
 - Create and implement policies and standard operating procedures for the Division



FACILITIES MAINTENANCE

EXP CODE	CLASSIFICATION	ACTUAL	ACTUAL	ESTIMATE	AMENDED	BUDGET
		FY13-14	FY14-15	FY15-16	BUDGET	AMOUNT
					FY15-16	FY16-17
12-99	Regular Full-Time Wages	-	-	103,741	109,741	105,960
13-11	Part-Time Wages	-	-	26,665	46,371	49,430
14-11	Overtime Wages	-	-	2,200	2,500	3,060
15-11	Employee Incentives	-	-	50	350	350
15-16	Health Insurance Waiver Stipend	-	-	1,880	1,880	-
21-11	Social Security Matching	-	-	7,750	12,170	12,200
22-11	Florida Retirement System	-	-	10,306	11,083	11,840
23-11	Health Insurance	-	-	17,000	18,540	29,830
23-12	Life Insurance	-	-	243	336	200
23-13	Accidental Death & Disab Insurance	-	-	75	84	80
24-27	Workers Comp - Building (NOC) (9015)	-	-	8,275	9,495	8,400
TOTAL PERSONNEL SERVICES		\$ -	\$ -	\$ 178,185	\$ 212,550	\$ 221,350
34-11	Custodial/Janitorial Services	-	-	1,394	1,500	1,500
34-12	Pest Control Services	-	-	4,426	7,400	7,700
34-51	Contractual Electrical	-	-	5,831	6,700	6,700
34-52	Contractual Plumbing Services	-	-	1,883	2,200	2,200
34-53	Contractual Mechanical Services	-	-	1,271	1,200	1,300
34-54	Contractual HVAC/Air	-	-	37,745	47,450	38,950
34-74	Security Services	-	-	1,700	1,700	1,700
34-99	Contractual Services - Misc	-	-	25,465	33,500	28,000
40-11	Travel & Training	-	-	-	-	800
41-21	Telephone - Local	-	-	984	2,000	1,000
41-34	Data Lines	-	-	-	-	800
41-42	Burglar Alarm Lines	-	-	-	1,960	1,960
43-11	Electric - City Facilities	-	-	36,000	73,000	40,000
43-31	Trash Removal	-	-	18,071	13,200	18,000
43-51	Water & Sewer - City	-	-	7,490	7,490	7,490
43-73	Street Light Fee	-	-	590	590	590
43-81	Stormwater Assessment	-	-	1,420	1,420	1,420
46-11	Maint - Bldg & Grounds	-	-	35,000	64,470	40,000
46-31	Central Garage Maint	-	-	1,500	1,700	1,700
46-55	Maint/Repair - Senior Center	-	-	-	-	5,000
49-83	Permit Fees	-	-	-	-	50
51-11	Office Supplies - General	-	-	300	500	500
51-41	Small Tools & Implements	-	-	3,500	4,000	4,000
52-11	Fuel	-	-	5,000	6,000	5,000
52-31	Clothing & Apparel	-	-	1,442	1,500	2,100
52-43	Computer/Operating Supply	-	-	978	1,200	1,400
52-47	First Aid Supplies	-	-	-	300	300
52-51	Janitorial Supplies	-	-	14,072	20,000	15,000
52-89	Automotive Parts	-	-	2,000	3,000	3,000
52-99	Operating Supplies - Miscellaneous	-	-	1,000	1,500	1,500
TOTAL OPERATING		\$ -	\$ -	\$ 209,062	\$ 305,480	\$ 239,660
64-15	Trucks & Trailers	-	-	-	-	-
TOTAL CAPITAL		\$ -	\$ -	\$ -	\$ -	\$ -
TOTAL EXPENDITURES		\$ -	\$ -	\$ 387,247	\$ 518,030	\$ 461,010

PUBLIC WORKS – GROUNDS MAINTENANCE

IT IS THE MISSION OF PUBLIC WORKS – GROUNDS MAINTENANCE TO

create memorable recreational and park experiences that enhance the quality of life for residents and visitors of New Port Richey.

DESCRIPTION

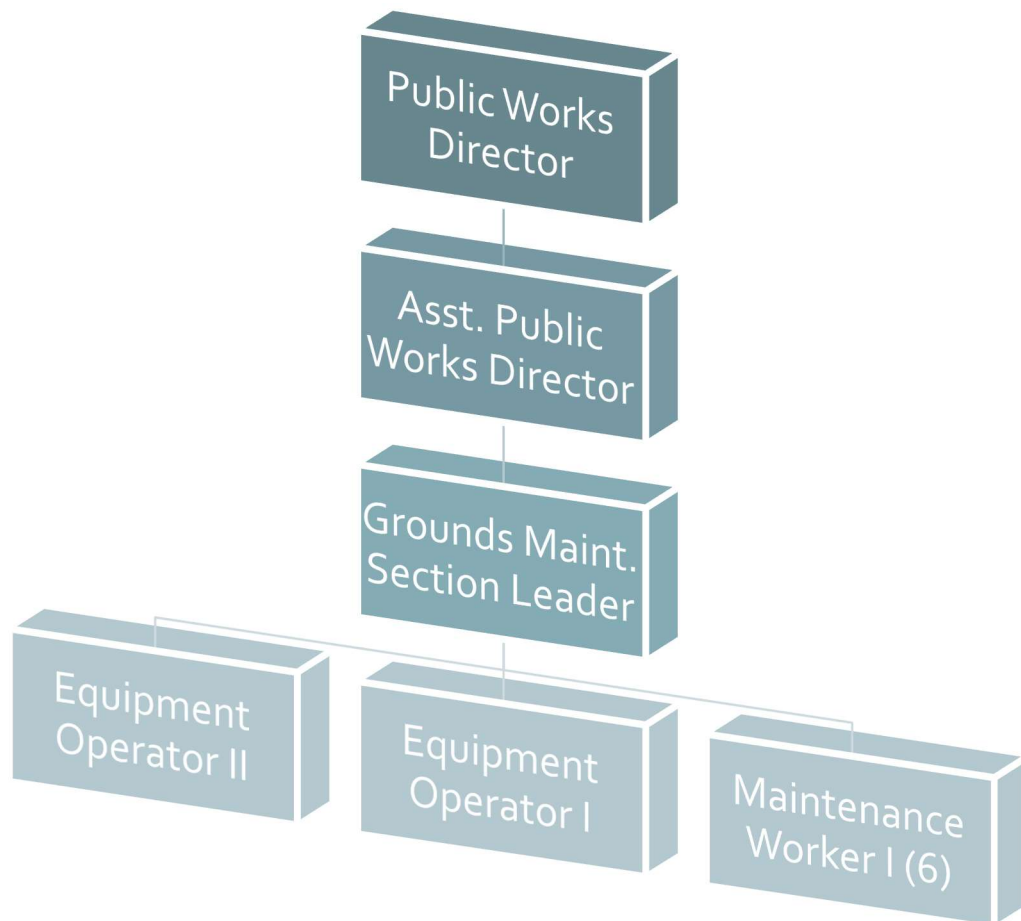
The Public Works – Grounds Maintenance Division performs routine and specialized grounds maintenance for all of the City's parks, preserves, and athletic fields.

ACCOMPLISHMENTS OF FY16

- Coordinated logistics for over 30 events held at Sims Park
- State grant compliance activities performed for the Grey Nature Preserve
- Obtained state certification for Playground Safety Inspector, utilizing existing staff member
- Completed Sims Park Improvement Project, in which this Division was responsible for:
 - Pressure washing all sidewalk areas, docks, and seawall
 - Pressure washing and painting of overlook
 - Interior painting of band shell building
 - Sealing all brick pavers and restroom

FY17 INITIATIVES

- Maintenance Programs:
 - Identify current facility defects, prioritize, and determine corrective measures
 - Develop standard operating procedure for daily maintenance activities
 - Identify current conditions of trees and remove or relocate, where needed
- Personnel Training:
 - Fertilizer and Herbicide Application certification
 - State Playground Safety Inspector certification
 - Stormwater Operator Site Inspector certification
- Park Amenity Improvements:
 - Frances Ave. Park kayak launch and ADA parking area construction
 - Grey Nature Preserve kayak launch and existing dock section tie-in
 - Fishing line disposal container construction and installation at all park areas along the river
 - Landscape improvements, where needed
- Special Events:
 - Coordinate standard operating procedures for vendor set up in the parks
 - Coordinate volunteer groups for Christmas and CHASCO float construction during off hours and weekends
 - Coordinate volunteer groups to assist staff with maintenance activities



GROUNDS MAINTENANCE

EXP CODE	CLASSIFICATION	ACTUAL	ACTUAL	ESTIMATE	AMENDED	BUDGET
		FY13-14	FY14-15	FY15-16	BUDGET	AMOUNT
					FY15-16	FY16-17
12-10	Regular Exempt Salaries	-	-	-	45,510	46,200
12-99	Regular Full-Time Wages	-	-	176,000	176,120	197,970
13-11	Part-Time Wages	-	-	8,440	-	-
14-11	Overtime Wages	-	-	14,235	12,900	13,920
15-11	Employee Incentives	-	-	100	400	450
15-29	Meal Allowance	-	-	18	-	120
21-11	Social Security Matching	-	-	15,500	17,980	18,780
22-11	Florida Retirement System	-	-	15,000	14,999	18,010
22-14	Defined Contribution Plan	-	-	2,500	3,100	3,210
23-11	Health Insurance	-	-	37,840	50,400	47,120
23-12	Life Insurance	-	-	190	384	450
23-13	Accidental Death & Disab Insurance	-	-	56	96	180
24-28	Workers Comp - Parks (9102)	-	-	10,000	11,323	11,640
TOTAL PERSONNEL SERVICES		\$ -	\$ -	\$ 279,879	\$ 333,212	\$ 358,050
34-30	Parking Lot Maintenance	-	-	1,163	2,000	2,000
34-33	Lawn Maintenance	-	-	110,000	129,830	110,000
34-99	Contractual Services - Misc	-	-	22,000	25,000	22,000
40-11	Travel & Training	-	-	2,864	1,250	3,000
41-21	Telephone - Local	-	-	1,000	3,500	1,200
41-34	Data Lines	-	-	-	-	480
43-11	Electric - City Facilities	-	-	10,000	10,920	10,920
43-31	Trash Removal	-	-	15,000	19,530	19,530
43-51	Water & Sewer - City	-	-	15,000	27,040	20,000
43-73	Street Light Fee	-	-	6	1,505	60
43-81	Stormwater Assessment	-	-	347	3,500	500
44-19	Rent - Equipment/Software	-	-	1,642	1,650	1,000
46-11	Maint - Bldg & Grounds	-	-	30,000	58,950	40,000
46-31	Central Garage Maint	-	-	5,000	6,480	6,480
46-52	Maint/Repair - Vandalism	-	-	13	7,300	5,000
46-53	Maint/Repair - Pinehill Cemetery	-	-	-	3,000	2,500
46-55	Maint/Repair - Senior Center	-	-	4,950	5,000	-
49-99	Other Current Charges - Misc	-	-	3,170	5,000	5,000
51-11	Office Supplies - General	-	-	17	100	100
51-41	Small Tools & Implements	-	-	3,500	4,000	4,000
52-11	Fuel	-	-	11,000	17,000	15,000
52-21	Chemicals	-	-	-	-	2,500
52-31	Clothing & Apparel	-	-	1,991	1,800	2,700
52-43	Computer/Operating Supply	-	-	-	1,200	300
52-47	First Aid Supplies	-	-	-	300	300
52-51	Janitorial Supplies	-	-	11,000	10,000	10,000
52-89	Automotive Parts	-	-	3,048	7,000	7,000
52-99	Operating Supplies - Miscellaneous	-	-	7,500	8,000	8,000
53-21	Signs & Sign Material	-	-	2,000	3,000	3,000
53-41	Sod/Seed	-	-	120	5,000	3,000
54-11	Dues & Memberships	-	-	160	160	300
TOTAL OPERATING		\$ -	\$ -	\$ 262,491	\$ 369,015	\$ 305,870
64-15	Trucks & Trailers	-	-	41,995	42,000	35,000
64-31	Special Purpose Equipment	-	-	4,430	5,000	-
TOTAL CAPITAL		\$ -	\$ -	\$ 46,425	\$ 47,000	\$ 35,000

GROUNDS MAINTENANCE

EXP CODE CLASSIFICATION	ACTUAL FY13-14	ACTUAL FY14-15	ESTIMATE FY15-16	AMENDED BUDGET FY15-16	BUDGET AMOUNT FY16-17
TOTAL EXPENDITURES	\$ -	\$ -	\$ 588,795	\$ 749,227	\$ 698,920

NON-EXPENDITURE DISBURSEMENTS

EXP CODE	CLASSIFICATION	ACTUAL FY13-14	ACTUAL FY14-15	ESTIMATE FY15-16	AMENDED BUDGET FY15-16	BUDGET AMOUNT FY16-17
581						
91-61	Transfer to Street Improvement Fund	-	-	-	4,065,000	-
91-53	Transfer to Capital Improvement Fund	-	-	-	4,566,000	-
91-63	Transfer to CRA	632,285	719,554	811,061	811,061	865,715
TOTAL TRANSFERS		\$ 632,285	\$ 719,554	\$ 811,061	\$ 811,061	\$ 865,715
584						
94-21	Reserves - Contingency	83,350	2,847	-	250,000	200,000
94-24	Reserves - Sick Leave	-	19,956	47,305	75,000	48,000
TOTAL RESERVES		\$ 83,350	\$ 22,803	\$ 47,305	\$ 325,000	\$ 248,000
	Repayable Advance to CRA	-	803,656	-	512,396	-
	Repayable Advance to CRA - Refunding & Loan Proceeds	-	-	11,202,894	16,029,000	-
TOTAL INTERGOVERNMENTAL LOANS		\$ -	\$ 803,656	\$ 11,202,894	\$ 16,541,396	\$ -
TOTAL NON- EXPENDITURES		\$ 715,635	\$ 1,546,013	\$ 12,061,260	\$ 17,677,457	\$ 1,113,715
TOTAL GENERAL FUND EXPENDITURES		\$17,289,755	\$ 19,736,069	\$ 29,254,187	\$ 36,379,954	\$ 19,708,885

STORMWATER UTILITY

IT IS THE MISSION OF STORMWATER UTILITY TO

have a proactive inspection program that identifies and remediates flood prone areas, expands or enlarges existing systems to eliminate the flood areas identified, and to improve water quality and quality of life for its residents, where applicable.

DESCRIPTION

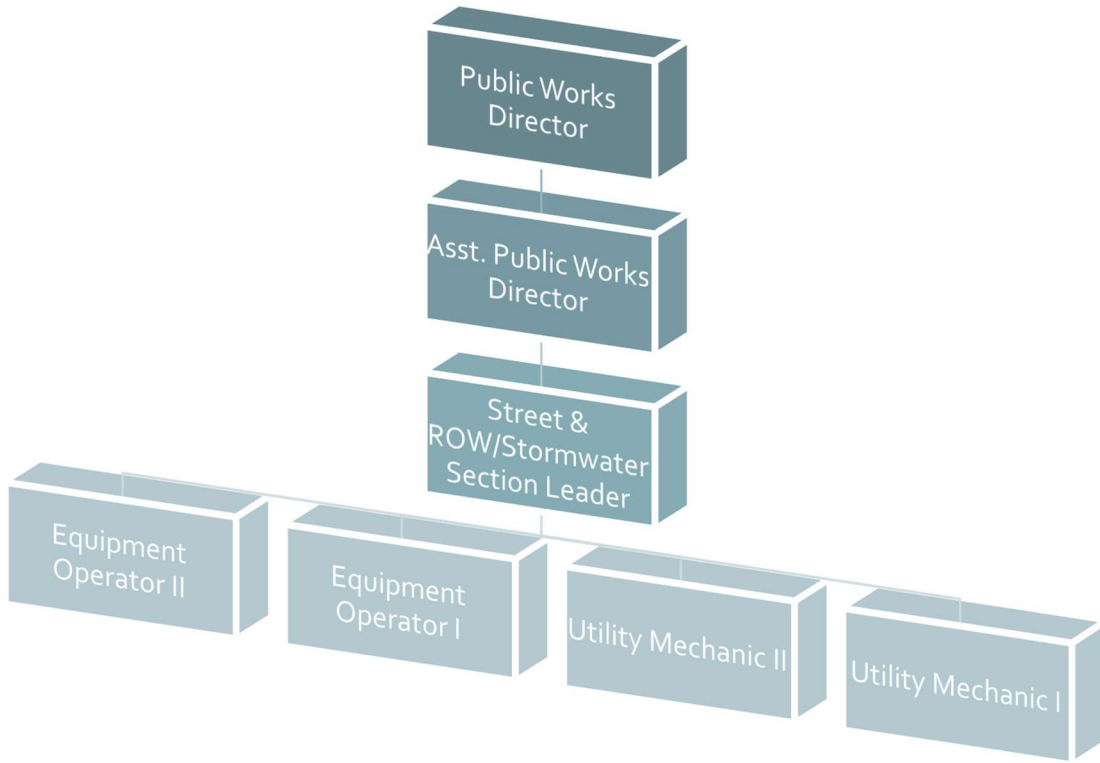
The Stormwater Utility Division is a special purpose service unit within city government that provides stormwater management, as required by the Environmental Protection Agency . This Division maintains 5 miles of ditches/ canals and 40 miles of stormwater pipes. In addition, this Division cleans and repairs catch basins, storm drain pipes, and ditches, while rebuilding or adding new structures, as needed.

ACCOMPLISHMENTS OF FY16

- NPDES Mandate Activities:
 - Continued facility inspections of CSF units, pipe, ponds, catch basins, outfalls, and swales
 - Removed sediments from ponds and swales
 - Continued catch basin tag ID stenciling
 - Street sweeping was continued on all curbed roadways
- Pond construction and/or expansion - Marine Parkway, Allamanda Dr., and Delaware Ave.
- Outfall maintenance and repair:
 - Identified deficiencies and performed maintenance and repairs, where needed
- Sediment removal activities – Washington St. Pond, Public Works Operations Center, and Tanglewood Terrace Pond

FY17 INITIATIVES

- Stormwater Pond Construction:
 - Construct a dry retention pond with an overflow structure on Delaware Ave., east of Van Buren St., and on School Rd.
- NPDES Maintenance Activities:
 - Continue facility inspection and maintenance of CDS units, pipes, catch basins, and outfalls
 - Continue catch basin tag ID and “No Dumping” stencil installation
 - Continue street sweeping program on all curbed streets
 - Continue sediment removal and regarding of existing ditch and swale lines
- Evasive Vegetation Removal:
 - Remove Brazilian Pepper plants from Grey Nature Preserve and Frances Ave. Park
 - Remove evasive vegetation in canals north of Warren Ave. and along the river at Cotee River Park
- Stormwater Pond Tree Maintenance:
 - Trim trees around Orange Lake, Azalea Dr. Pond, and Palm Dr. Pond



STORMWATER UTILITY FUND

REV CODE	CLASSIFICATION	ACTUAL	ACTUAL	ESTIMATE	AMENDED	BUDGET
		FY13-14	FY14-15	FY15-16	BUDGET	AMOUNT
					FY15-16	FY16-17
337-31	SWFWMD Grant	-	-	70,000	70,000	20,000
343-71	Stormwater Utility Fee	992,663	951,875	981,520	1,050,000	992,520
361-10	Interest on Investments	231	1,340	-	-	-
361-15	Interest-Stormwater Utility Fee	5	56	90	500	100
361-20	Interest - S.B.A.	1,329	835	635	30	500
361-25	Interest - FMLvT	307	1,040	476	400	450
364-42	Insurance Proceeds	-	-	600	600	-
389-90	Prior Yr Fund Bal-Unassigned	-	278,100	418,744	418,744	720,280
STORMWATER UTILITY FUND REVENUES		\$ 994,535	\$ 1,233,246	\$ 1,472,065	\$ 1,540,274	\$ 1,733,850

STORMWATER UTILITY

EXP CODE	CLASSIFICATION	ACTUAL	ACTUAL	ESTIMATE	AMENDED	BUDGET
		FY13-14	FY14-15	FY15-16	BUDGET	AMOUNT
					FY15-16	FY16-17
12-99	Regular Full-Time Wages	125,899	128,648	129,000	129,459	137,230
14-11	Overtime Wages	14,193	11,117	10,000	25,770	12,160
15-11	Employee Incentives	250	250	250	250	250
15-16	Health Insurance Waiver Stipend	2,100	1,800	1,200	1,800	1,800
15-22	Education Incentive Pay	300	600	400	600	600
15-27	Standby Time	5,009	6,010	6,000	6,652	7,140
15-29	Meal Allowance	-	36	18	240	-
21-11	Social Security Matching	10,330	10,769	12,000	12,590	12,180
22-11	Florida Retirement System	10,223	10,657	11,000	11,248	11,770
23-11	Health Insurance	23,084	28,654	24,000	24,720	37,290
23-12	Life Insurance	100	100	250	240	250
23-13	Accidental Death & Disab Insurance	12	12	50	60	100
23-15	Net OPEB Obligation Expense	4,496	4,303	4,375	2,130	4,400
24-33	Workers Comp - Irrigation	4,977	5,372	6,948	8,380	8,470
	Workers/Oper/Drivers (0251)					
TOTAL PERSONNEL SERVICES		\$ 200,973	\$ 208,328	\$ 205,491	\$ 224,139	\$ 233,640
31-29	Engineering Services - Misc	21,798	17,717	20,000	40,000	35,000
31-99	Professional Services - Misc	69,673	6,768	20,000	40,000	35,000
34-33	Lawn Maintenance	47,990	31,544	40,000	60,000	50,000
34-38	Lab Test	-	-	8,000	10,000	10,000
34-99	Contractual Services - Misc	67,778	29,051	30,000	40,000	35,000
40-11	Travel & Training	1,863	1,839	1,175	2,220	2,390
41-21	Telephone - Local	4,744	2,955	2,000	3,300	1,300
41-34	Data Lines	489	408	350	480	2,000
41-41	Pager Services	110	70	29	100	100
42-11	Postage	-	-	-	50	50
43-11	Electric - City Facilities	9,728	12,722	10,500	12,000	14,240
43-31	Trash Removal	9,828	10,067	10,000	11,000	12,500
43-73	Street Light Fee	-	-	36	-	40
43-81	Stormwater Assessment	142	225	77	230	80
44-19	Rent - Equipment/Software	-	4,617	3,500	5,000	5,000
45-11	Liability Insurance - Comp. General	3,435	8,954	2,097	3,330	3,330
45-21	Building & Contents Insurance	-	3,677	3,000	3,300	3,300
45-22	Pollution Insurance	-	(2,285)	-	-	-
45-23	Automobile & Truck Insurance	687	-	655	750	750
46-11	Maint - Bldg & Grounds	8,337	10,536	8,078	15,000	15,000
46-21	Maint - Equipment	108	138	-	400	400
46-31	Central Garage Maint	1,303	-	5,000	12,000	7,500
49-83	Permit Fees	1,006	1,006	936	2,500	2,500
49-99	Other Current Charges - Misc	-	1,873	939	-	2,000
51-11	Office Supplies - General	81	70	58	300	1,000
51-21	Maps & Charts	55	62	-	300	300
51-41	Small Tools & Implements	5,771	3,515	3,500	7,000	7,000
52-11	Fuel	30,506	21,870	15,000	25,000	20,000
52-25	Software License Support	171	-	420	200	400
52-31	Clothing & Apparel	1,017	1,368	1,258	1,500	1,500
52-43	Computer/Operating Supply	817	272	750	1,000	1,400
52-47	First Aid Supplies	261	226	-	200	200

STORMWATER UTILITY

EXP CODE	CLASSIFICATION	ACTUAL	ACTUAL	ESTIMATE	AMENDED	BUDGET
		FY13-14	FY14-15	FY15-16	FY15-16	AMOUNT FY16-17
52-89	Automotive Parts	9,473	38,919	15,000	25,000	20,000
52-99	Operating Supplies - Miscellaneous	9,181	9,122	10,000	12,000	12,000
53-21	Signs & Sign Material	2,465	6,196	3,500	5,000	5,000
53-31	Pipe/Culvert Material	972	916	7,500	20,000	10,000
53-41	Sod/Seed	3,708	7,159	7,500	10,000	10,000
53-99	Road Materials - Misc	5,927	1,315	7,500	20,000	10,000
54-11	Dues & Memberships	118	105	30	200	200
54-61	Books & Publications	-	-	-	250	200
TOTAL OPERATING		\$ 319,542	\$ 232,997	\$ 238,388	\$ 389,610	\$ 336,680
63-99	Improvements Other Than Bldg - Misc.	-	53,968	115,211	615,000	715,000
64-13	Data Processing Equipment	-	-	-	2,400	-
64-15	Trucks & Trailers	-	100,579	-	-	32,000
64-16	Heavy Equipment	-	16,034	31,500	50,000	12,500
64-31	Special Purpose Equipment	-	19,022	-	-	75,000
TOTAL CAPITAL		\$ -	\$ 189,603	\$ 146,711	\$ 667,400	\$ 834,500
91-51	Transfer to General Fund	75,000	119,250	259,125	259,125	329,030
TOTAL TRANSFERS		\$ 75,000	\$ 119,250	\$ 259,125	\$ 259,125	\$ 329,030

TOTAL EXPENDITURES \$ 595,515 \$ 750,178 \$ 849,715 \$ 1,540,274 \$ 1,733,850

STREET LIGHTING FUND

DESCRIPTION

The Street Lighting Fund was established in FY13 to account for the city-wide assessment for street lighting.

STREET LIGHTING FUND

REV CODE	CLASSIFICATION	ACTUAL	ACTUAL	ESTIMATE	AMENDED	BUDGET
		FY13-14	FY14-15	FY15-16	FY15-16	AMOUNT FY16-17
334-50	St Hwy Lighting & Maint Agreement	33,599	34,600	34,607	35,645	35,000
343-91	Street Light Assessment	370,727	374,930	364,515	380,000	371,900
361-10	Interest on Investments	307	200	500	350	500
361-35	Interest-Street Lighting	2	-	1,183	10	750
364-42	Insurance Proceeds	2,023	-	-	-	-
STREET LIGHTING FUND REVENUES		\$ 406,658	\$ 409,730	\$ 400,805	\$ 416,005	\$ 408,150

STREET LIGHTING

EXP CODE	CLASSIFICATION	ACTUAL FY13-14	ACTUAL FY14-15	ESTIMATE FY15-16	ORIGINAL BUDGET FY15-16	BUDGET AMOUNT FY16-17
43-11	Electric - City Facilities	66,486	58,223	63,476	75,000	70,000
43-72	Street Light Rental & Maint	221,761	227,223	225,794	260,000	250,000
43-74	US-19 Street Lighting O & M	35,589	38,058	39,815	50,000	50,000
52-52	Decorations	24,817	14,210	14,343	15,000	15,000
TOTAL OPERATING		\$ 348,653	\$ 337,714	\$ 343,428	\$ 400,000	\$ 385,000
94-21	Reserves - Contingency	13,283	-	-	16,005	23,150
TOTAL RESERVES		\$ 13,283	\$ -	\$ -	\$ 16,005	\$ 23,150

Total Expenditures \$ 361,936 \$ 337,714 \$ 343,428 \$ 416,005 \$ 408,150

GENERAL DEBT SERVICE FUND

REV CODE	CLASSIFICATION	ACTUAL	ACTUAL	ESTIMATE	AMENDED	BUDGET
		FY13-14	FY14-15	FY15-16	BUDGET	AMOUNT
					FY15-16	FY16-17
314-10	Electric Utility Tax	1,356,940	1,269,808	1,300,000	1,400,000	1,325,000
314-40	Gas Utility Tax	86,310	36,716	40,000	80,000	50,000
314-80	Propane Utility Tax	51,554	45,595	47,000	51,000	48,000
361-10	Interest On Investments	1,959	954	700	500	750
381-37	Transfer from Water & Sewer Fund	6,210,246	-	-	595,833	-
381-60	Transfer from Capital Improvement Fund	-	-	-	91,667	-
381-73-10	Transfer from CRA Fund	-	-	-	595,833	887,230
381-73-15	Transfer from Street Improvement Fund	-	-	-	229,167	-
382-11	Contributions from W&S Fund-TBW Assets	-	-	-	-	-
384-30	Net Proceeds From Loan Issuance	-	-	-	24,722,107	-
389-90	Prior Yr Fund Bal-Unassigned	-	154,880	-	-	-
GENERAL DEBT SERVICE REVENUES		\$ 7,707,009	\$ 1,507,953	\$ 1,387,700	\$ 27,766,107	\$ 2,310,980

GENERAL DEBT SERVICE

EXP CODE	CLASSIFICATION	ACTUAL FY13-14	ACTUAL FY14-15	ESTIMATE FY15-16	AMENDED BUDGET FY15-16	BUDGET AMOUNT FY16-17
71-21	Principal - Redevelopment 2005 Note A	-	-	-	-	-
71-36	Principal - 2000 Note	673,522	-	-	-	-
71-38	Principal - 2016 Note	-	-	311,000	311,000	609,000
71-39	Principal - 2012 Note	6,067,467	-	-	-	-
72-21	Interest - Redevelopment 2005 Note A	-	122,240	-	-	-
72-36	Interest - 2000 Note	44,098	-	-	-	-
72-38	Interest - 2016 Note	-	-	147,834	147,834	278,230
72-39	Interest - 2012 Note	142,779	-	-	-	-
73-41	Debt Service Issuance Costs	-	-	56,241	62,107	-
TOTAL DEBT SERVICE		\$6,927,866	\$ 122,240	\$ 515,075	\$ 520,941	\$ 887,230
91-51	Transfer to General Fund	1,374,509	814,717	1,625,000	1,625,000	1,423,750
TOTAL TRANSFERS		1,374,509	814,717	1,625,000	1,625,000	1,423,750

TOTAL EXPENDITURES \$ 8,302,375 \$ 936,957 \$ 2,140,075 \$ 2,145,941 \$ 2,310,980

CAPITAL IMPROVEMENT FUND

REV CODE	CLASSIFICATION	ACTUAL FY13-14	ACTUAL FY14-15	ESTIMATE FY15-16	AMENDED BUDGET FY15-16	BUDGET AMOUNT FY16-17
312-61	1-Cent Infrastructure Surtax	1,673,113	1,941,075	2,157,170	2,005,000	2,240,000
331-52	Urban Forestry Grant	10,000	-	-	-	-
331-54	Community Development Block Grant	190,150	-	-	-	228,000
334-10	Florida Department of Transportation	-	-	-	530,000	670,060
334-36	SWFWMD	-	-	-	240,000	247,000
334-70	Historic Preservation Grant	-	298,220	-	800,000	-
334-72	FL Recreation Development Program	-	-	200,000	200,000	-
334-74	FDEP Recreation Trails Grant	-	-	-	-	200,000
337-76	Restore Act Funds (BP)	-	-	-	100,000	100,000
337-80	USDA Loan Proceeds	-	-	-	-	2,900,000
361-10	Interest On Investments	1,837	3,095	1,000	-	1,000
361-20	Interest - S.B.A.	2,725	1,945	1,500	-	1,500
361-25	Interest - FMLvT	1,917	6,742	1,000	-	3,500
366-90	Contributions & Donations	-	5,500	-	-	-
381-20	Transfer from W & S Revenue	182,060	204,600	-	-	-
381-31	Transfer from Street Impr. Fund	-	291,850	-	-	-
381-33	Transfer from Stormwater Utility Fund	-	-	-	-	283,000
381-91	Transfer from General Fund	-	-	-	4,566,000	-
389-90	Prior Yr Fund Bal-Unassigned	-	4,397,550	3,384,817	3,460,417	2,200,000
CAPITAL IMPROVEMENT FUND REVENUES		\$ 2,061,802	\$7,150,577	\$5,745,487	\$ 11,901,417	\$ 9,074,060

CAPITAL IMPROVEMENT

EXP CODE	CLASSIFICATION	ACTUAL FY13-14	ACTUAL FY14-15	ESTIMATE FY15-16	AMENDED BUDGET FY15-16	BUDGET AMOUNT FY16-17
515						
62-33	Hacienda Hotel Restoration	-	186,065	1,000	-	-
	TOTAL COMPREHENSIVE PLANNING	\$ -	\$ 186,065	\$ 1,000	\$ -	\$ -
522						
62-99	Central Fire Station Relocation			11,989	2,100,000	2,900,000
	TOTAL FIRE CONTROL	\$ -	\$ -	\$ 11,989	\$ 2,100,000	\$ 2,900,000
541						
63-20	Grey Preserve Entrance Paving Project	-	100,956	-	-	
63-22	Downtown Landscaping Improvements	-	-	43,478	300,000	399,000
63-23	US Hwy 19 Beautification Project	-	-	3,618	1,000,000	620,000
63-32	Main Street Bridge Improvements	-	-	-	-	250,000
63-33	Multi-Use Trail - Marine Parkway	-	-	-	-	
63-37	Multi-Use Trail - Morton Plant	19,004	-	-	-	
63-38	Neighborhood Improvement Project	494,599	-	-	-	
63-39	Streetscape Tree Replacement	61,515	-	-	-	
63-40	School Road Sidewalk Project	-	-	-	-	
63-42	Way Finding Signage Upgrades	-	-	31,637	300,000	300,000
63-43	Madison St. Bridge Nodes Project	-	-	65,667	75,600	
63-44	Downtown Parking Lot Improvements	42,507	-	30,580	200,000	250,000
63-45	2016-2017 Seawall Stabilization Project	-	-	-	-	280,000
	TOTAL ROAD AND STREET	\$ 617,625	\$ 100,956	\$ 174,980	\$ 1,875,600	\$ 2,099,000
572						
61-15	Grey Preserve - Land	-	188,212	-	-	
62-99	Fitness Center Expansion Project	-	24,982	145,276	2,654,429	1,788,060
63-20	Grey Preserve - West Entrance	-	-	-	285,000	400,000
63-23	Recreation Center Tennis Court Improvements	-	-	-	-	110,000
63-24	Peace Hall Window & Door Upgrades	-	-	-	-	35,000
63-25	Frances Park Restroom Upgrades	-	-	-	-	182,000
63-26	Sims Park Improvement Project	28,978	1,316,385	2,313,618	2,510,000	300,000
63-27	Sims Park Boat Ramp Improvements	-	-	-	-	25,000
63-28	Plummer Field Parking Lot Expansion	-	-	-	-	45,000
63-45	James E. Grey Preserve Project	-	-	7,838	7,838	
63-47	ADA Playground - Sims Park	6,997	-	-	-	
63-48	Pine Hill Baseball Complex Improvements	-	18,857	11,510	42,162	
63-49	Orange Lake Restoration Project	-	-	45,777	920,000	940,000
	TOTAL PARKS AND RECREATION	\$ 35,975	\$ 1,548,436	\$ 2,524,019	\$ 6,419,429	\$ 3,825,060
580-581						
91-51	Transfer to General Fund	150,000	1,115,280	950,000	1,369,150	250,000
91-52	Transfer to General Debt Service Fund	-	-	-	91,667	-
91-62	Transfer to Stormwater Utility Fund	-	-	-	-	-
91-64	Transfer to CRA Fund	205,000	450,000	-	-	-
	TOTAL TRANSFERS	\$ 150,000	\$ 1,565,280	\$ 950,000	\$ 1,460,817	\$ 250,000
TOTAL EXPENDITURES		\$ 803,600	\$ 3,400,737	\$ 3,661,988	\$ 11,855,846	\$ 9,074,060

WATER & SEWER FUND

REV CODE	CLASSIFICATION	ACTUAL FY13-14	ACTUAL FY14-15	ESTIMATE FY15-16	AMENDED BUDGET FY15-16	BUDGET AMOUNT FY16-17
329-50	Sewer Permits	380	420	400	-	400
337-31	SWFWMD Grant-Rebate Program	3,264	2,169	3,500	-	3,000
TOTAL PERMIT/INTERGOVERNMENTAL		3,644	2,589	3,900	-	3,400
343-31	Water Sales - Retail	4,338,132	4,488,004	4,720,000	4,650,000	4,908,800
343-33	Water Sales - Reclaimed Water	202,616	208,824	221,760	220,000	230,630
343-34	Water Sales - Lindrick	-	3,854	15,000	7,000	17,000
343-35	Bulk Water - Port Richey	445,108	401,229	444,000	465,000	465,000
343-36	Surplus Water - TBW	405,864	385,272	385,740	380,000	400,000
343-51	Sewer Sales - Retail	4,209,427	4,259,177	4,410,000	4,450,000	4,586,400
343-53	Bulk Sewer - Port Richey	297,149	401,652	403,904	400,000	405,000
343-56	Bulk Sewer - Lindrick	690,522	766,499	769,877	750,000	780,000
349-60	Water Connect Fees - Meters	44,465	8,995	16,430	20,000	20,000
349-61	Reclaimed Water Connect Fee-Meters	1,245	975	1,600	1,500	1,750
349-70	Meter Turn On/Off Fee	24,895	27,850	29,500	32,000	32,000
349-71	Sprinkler Charge	46,971	47,937	48,000	48,500	50,000
TOTAL CHARGES FOR SERVICES		10,706,394	11,000,268	11,465,811	11,424,000	11,896,580
361-10	Interest On Investments	(490)	500	800	750	750
361-11	Interest - Note Receivable	438,633	419,050	398,303	398,310	410,000
361-20	Interest - S.B.A.	4,146	653	-	-	-
361-25	Interest - FMLVT	13,907	6,259	6,045	5,000	7,500
364-42	Insurance Proceeds	-	516	4,123	1,000	1,000
369-30	Refund of Prior Year Expense	5,645	395	687	500	500
369-70	Late Payment Penalties	205,283	246,989	245,992	275,000	250,000
369-71	Return Check Charge	3,449	3,212	3,000	3,500	3,500
369-90	Other Miscellaneous Revenue	4,908	4,989	15,767	6,000	10,000
369-93	County Share of Operations	804,977	920,235	908,965	875,000	910,000
369-94	County Share of Reclaimed Water	191,372	276,838	274,029	300,000	280,000
369-95	Water Impact Fees	41,688	31,266	36,192	60,000	40,000
369-97	Sewer Impact Fees	74,646	63,336	63,000	85,000	70,000
97-10	Sewer Impact Fees - Lindrick	193,288	193,288	193,288	166,859	193,280
369-99	Sewer Impact Fees - Port Richey	32,113	56,136	57,012	60,000	60,000
TOTAL MISCELLANEOUS REVENUE		2,013,565	2,223,662	2,207,203	2,263,348	2,236,530
389-90	Prior Yr Fund Bal-Unassigned	-	-	-	-	419,220
TOTAL FUND BALANCE		-	-	-	-	419,220
TOTAL WATER & SEWER FUND REVENUES		\$ 12,723,603	\$ 13,226,519	\$ 13,676,914	\$ 11,424,000	\$ 14,555,730

PUBLIC WORKS – WATER PRODUCTION

IT IS THE MISSION OF PUBLIC WORKS – WATER PRODUCTION TO

operate, maintain, and manage the City's Joseph A. Maytum Water Treatment Plant in a way that delivers a reliable and adequate supply of safe drinking water, at a pressure that meets the safety and needs of all customers.

DESCRIPTION

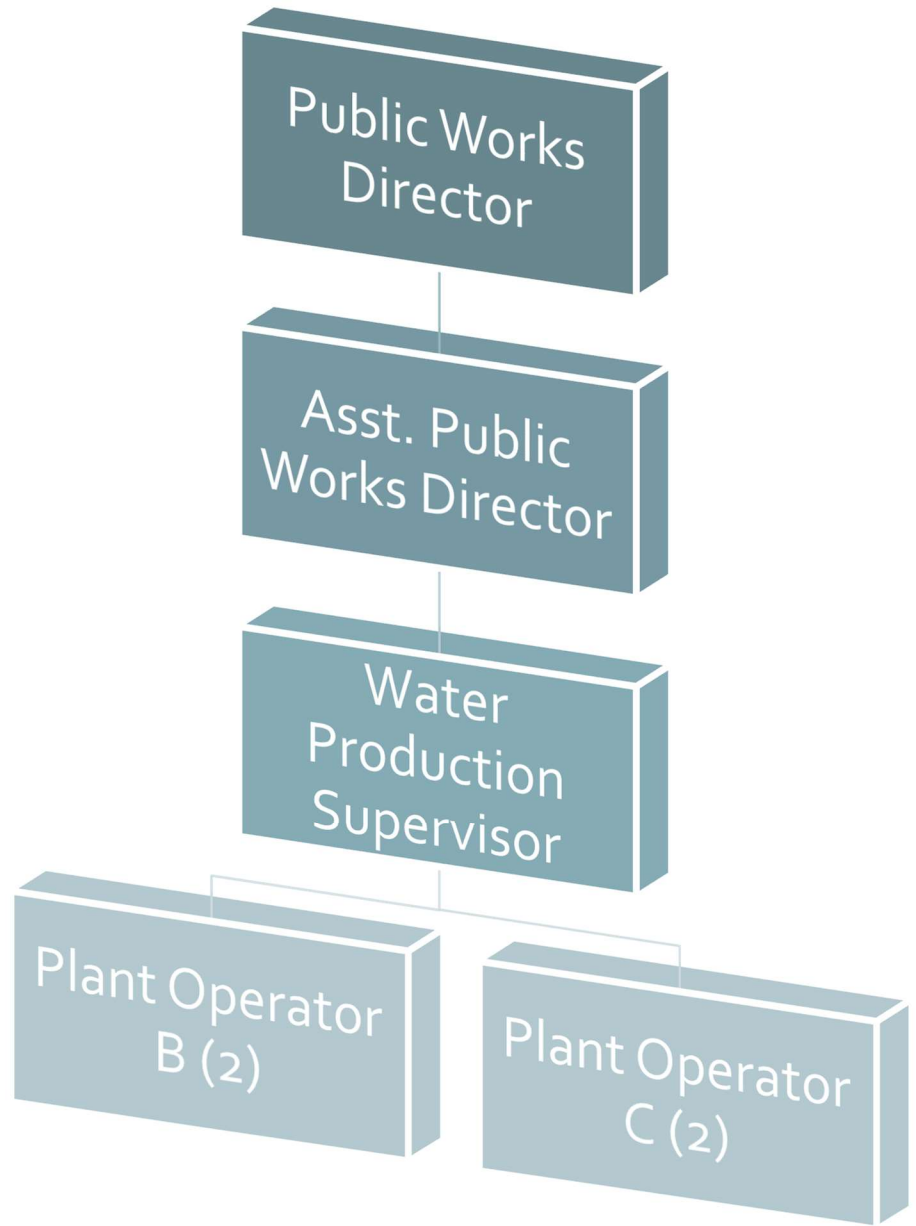
The Water Production Division is responsible for providing residents with water that meets or is better than standards set by the Environmental Protection Agency (EPA).

ACCOMPLISHMENTS OF FY16

- Replaced bulk storage tank and chlorine feed system
- Treated and delivered 1.6 billion gallons of water to the city and 642,120,000 gallons to the region
- Painted interior and exterior pump and piping at plant

FY17 INITIATIVES

- Produce a quality drinking water for delivery to city and region on a consistent basis, which includes maintaining proper system pressure and chemical content
- Exterior cleaning and painting of elevated storage tank
 - Clean and paint ground storage reservoirs and aerators
 - Replace ammonia feed pump system and bulk storage tanks
 - Maintain aesthetic on plant grounds
- Replace outdated SCADA system and deliver water to newly purchased utility systems



W&S WATER PRODUCTION

EXP CODE	CLASSIFICATION	AMENDED				BUDGET
		ACTUAL FY13-14	ACTUAL FY14-15	ESTIMATE FY15-16	BUDGET FY15-16	AMOUNT FY16-17
11-12	Division Head Salaries	55,311	56,126	55,931	55,931	56,760
12-99	Regular Full-Time Wages	146,884	159,644	157,550	157,830	160,200
14-11	Overtime Wages	1,441	3,791	4,000	2,000	5,780
15-11	Employee Incentives	250	250	250	250	250
15-27	Standby Time	15,345	15,328	14,800	14,860	15,560
21-11	Social Security Matching	16,533	17,446	17,000	17,670	18,250
22-11	Florida Retirement System	15,374	17,120	16,000	16,570	23,980
23-11	Health Insurance	29,239	26,835	33,000	33,900	37,290
23-12	Life Insurance	97	99	225	240	250
23-13	Accidental Death & Disab Insurance	11	12	50	60	100
23-15	Net OPEB Obligation Expense	6,707	6,817	6,800	-	-
24-21	Workers Comp - Waterworks Oper/SLSMN Drivers (7520)	6,173	6,171	8,700	9,750	10,470
TOTAL PERSONNEL SERVICES		\$ 293,365	\$ 309,639	\$ 314,306	\$ 309,061	\$ 328,890
31-29	Engineering Services - Misc	1,963	4,459	8,281	10,000	10,000
34-12	Pest Control Services	420	457	249	440	440
34-38	Lab Test	1,440	3,217	3,500	5,350	5,350
34-74	Security Services	2,093	2,093	4,000	4,510	4,510
34-99	Contractual Services - Misc	5,363	3,404	17,000	20,000	20,000
40-11	Travel & Training	320	90	900	1,470	1,470
41-21	Telephone - Local	2,654	2,447	4,000	5,380	5,380
41-34	Data Lines	6,813	6,942	7,000	7,400	7,400
41-41	Pager Services	46	46	19	160	160
42-11	Postage	2,192	2,216	2,500	4,000	4,000
42-21	Freight Express Charges	-	-	-	30	30
43-11	Electric - City Facilities	98,201	101,281	110,000	119,725	124,290
43-31	Trash Removal	772	788	771	880	1,500
43-73	Street Light Fee	37	2	37	100	100
43-81	Stormwater Assessment	6	135	164	150	180
46-11	Maint - Bldg & Grounds	23,132	34,983	32,000	22,000	50,000
46-21	Maint - Equipment	-	469	350	1,000	1,000
46-23	Maint - Copiers	-	-	383	550	-
46-31	Central Garage Maint	60	4,509	7,000	8,030	8,030
49-83	Permit Fees	6,000	6,025	5,500	6,000	6,000
51-11	Office Supplies - General	19	513	980	1,100	2,300
51-21	Maps & Charts	-	-	-	520	520
51-41	Small Tools & Implements	188	452	450	500	500
52-11	Fuel	10,786	8,523	7,500	11,700	10,000
52-21	Chemicals	103,290	87,136	100,000	129,170	129,170
52-22	Laboratory Supplies	5,339	3,719	5,000	7,000	7,000
52-31	Clothing & Apparel	799	1,407	1,456	1,500	1,500
52-43	Computer/Operating Supply	600	2,896	1,164	4,200	3,000
52-47	First Aid Supplies	150	64	-	250	250
52-51	Janitorial Supplies	38	163	101	800	800
52-61	Raw Water	2,821,184	3,055,296	2,700,000	2,900,000	2,800,000
52-89	Automotive Parts	5,436	4,514	2,790	3,380	3,380
52-94	Conservation Kits & Materials	5,793	11,619	9,850	12,000	12,000
52-99	Operating Supplies - Miscellaneous	1,148	2,309	1,100	1,870	2,420

W&S WATER PRODUCTION

EXP CODE	CLASSIFICATION	ACTUAL	ACTUAL	ESTIMATE	AMENDED	BUDGET
		FY13-14	FY14-15	FY15-16	FY15-16	AMOUNT FY16-17
54-11	Dues & Memberships	415	685	500	840	840
54-61	Books & Publications	-	-	-	200	200
TOTAL OPERATING		\$ 3,106,697	\$ 3,352,859	\$ 3,034,545	\$ 3,292,205	\$ 3,223,720
63-41	Elevated Storage Tank	-	-	11,479	150,000	150,000
63-44	City Well Repairs	-	-	-	-	-
63-45	Ground Storage Reservoirs	-	-	-	-	50,000
63-99	Improvements Other Than Bldg - Misc.	-	-	-	-	75,000
64-15	Trucks & Trailers	-	43,545	-	-	-
64-31	Special Purpose Equipment	-	36,506	34,979	52,000	32,000
TOTAL CAPITAL		\$ -	\$ 80,051	\$ 46,458	\$ 202,000	\$ 307,000

TOTAL EXPENDITURES \$ 3,400,062 \$ 3,742,549 \$ 3,395,309 \$ 3,803,266 \$ 3,859,610

PUBLIC WORKS – WATER & RECLAIMED

WATER DISTRIBUTION

IT IS THE MISSION OF WATER & RECLAIMED WATER DISTRIBUTION TO

maintain and upgrade the City's potable water system and demonstrate a high level of service that includes, but is not limited to, proactive maintenance activities, expansion of the water system, monitor and evaluate all current regulatory requirements, and having a one hour response time to emergency water breaks and a 24 hour response time to all internal and external inquiries.

DESCRIPTION

The City of New Port Richey has in excess of 9,700 water services, ranging in meter size from 3/4 inch to 10 inches. These services provide water to businesses, trailer parks, offices, restaurants, medical facilities, and individual and bulk customers. The Water Distribution Division oversees these water lines, which total over 131 miles, and range in size from 1 1/2 inches to 30 inches in diameter.

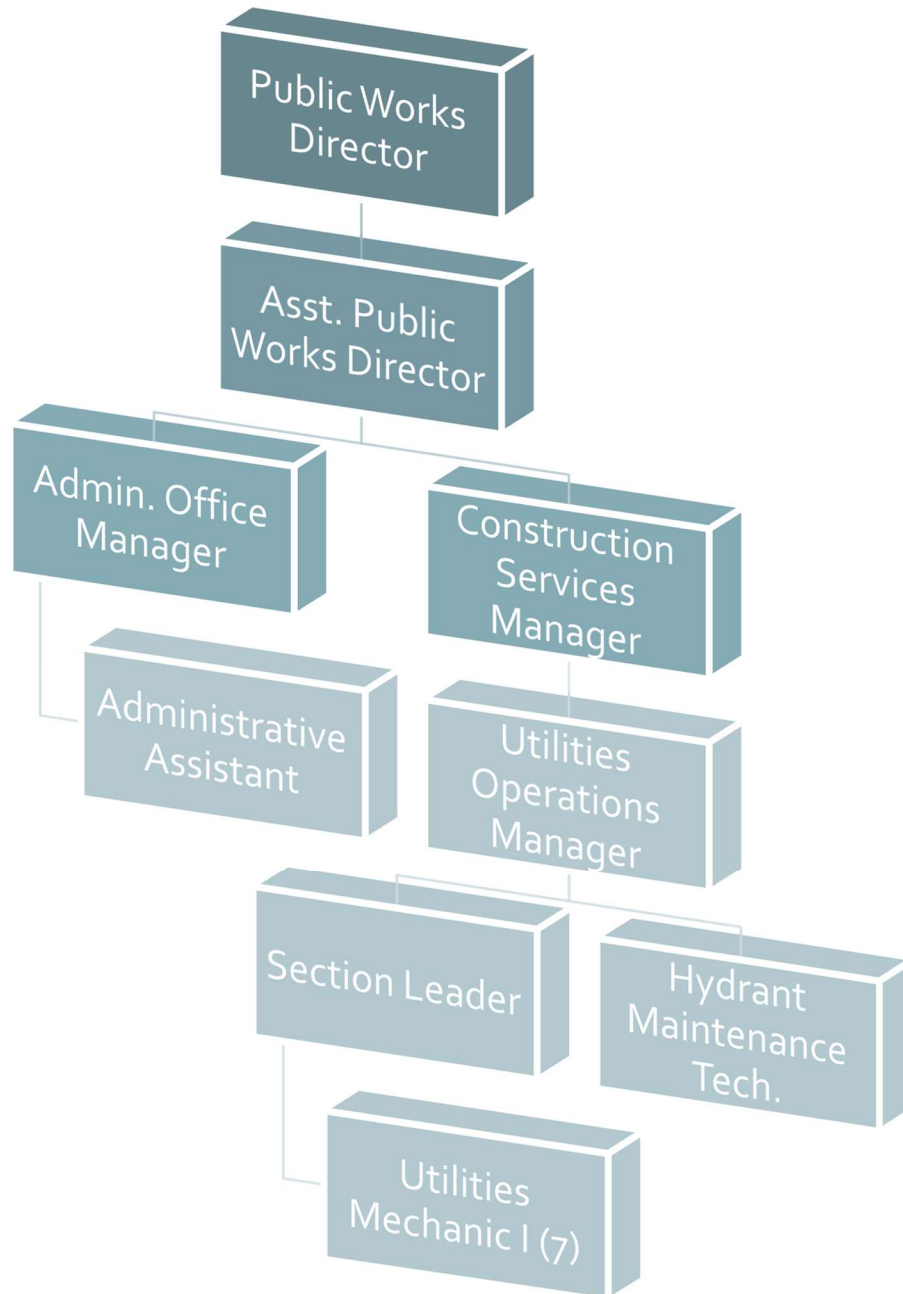
ACCOMPLISHMENTS OF FY16

- Expansion and upgrade of the City's water distribution system:
 - Upgraded metering system in newly acquired system
 - Replaced 2" water mains and service lines in Edgewater Gardens Subdivision
 - Replaced 6" AC water main at Marine Parkway
 - Completed Plathe Rd. water main extension
- Installed 8" reclaim main extension along Congress St., south of Louisiana Ave.
- Implemented a more involved approach on hydrant repairs, which included raising, repairing, and replacing in a more proactive manner
- Coordinated water system mapping improvement with Subsurface Utility Engineering (SUE)

FY17 INITIATIVES

- 2015-2016 Street Improvement Project:
 - Inspect valves that may need replacing prior to paving
 - Install casings for service lines in the work area
- System Acquisitions:
 - Replace all meters and meter boxes, if needed
 - Install any blow offs, or flushing spots, as needed, to provide great water quality
 - Map the system
- Continue with the proactive valve and hydrant maintenance and mapping:
 - Repair, replace, or raise hydrants and valves, as needed
 - Map and record measurements for work done or facilities located
 - Start the GPS pin pointing of facilities

- Personnel Training:
 - Backflow training
 - Asbestos training
 - Distribution School and State exams
 - Equipment and machinery training



W&S WATER & RECLAIMED WATER DISTRIBUTION

EXP CODE	CLASSIFICATION	ACTUAL	ACTUAL	ESTIMATE	AMENDED	BUDGET
		FY13-14	FY14-15	FY15-16	BUDGET	AMOUNT
					FY15-16	FY16-17
12-10	Regular Exempt Salaries	33,393	-	-	-	-
12-99	Regular Full-Time Wages	218,177	232,196	243,000	243,690	245,940
14-11	Overtime Wages	27,702	33,727	32,500	32,977	29,870
15-11	Employee Incentives	500	550	450	500	500
15-16	Health Insurance Waiver Stipend	3,300	5,400	3,300	5,400	3,600
15-22	Education Incentive Pay	300	350	-	-	-
15-27	Standby Time	9,194	9,887	10,000	12,466	10,700
15-29	Meal Allowance	36	-	-	525	-
21-11	Social Security Matching	21,671	21,036	22,500	22,620	23,060
22-11	Florida Retirement System	21,340	20,215	20,000	20,093	21,550
23-11	Health Insurance	40,012	34,040	43,100	43,260	49,660
23-12	Life Insurance	163	173	400	480	400
23-13	Accidental Death & Disab Insurance	19	20	100	120	160
23-15	Net OPEB Obligation Expense	8,968	8,178	8,250	-	-
24-21	Workers Comp - Waterworks Oper/SLSMN Drivers (7520)	7,126	7,152	11,000	11,286	11,980
24-26	Workers Comp - Clerical (8810)	66	78	100	115	70
24-32	Workers Comp - Municipal Classification (9410)	2,511	-	-	-	-
TOTAL PERSONNEL SERVICES		\$ 394,478	\$ 373,002	\$ 394,700	\$ 393,532	\$ 397,490
31-99	Professional Services - Misc	-	25,000	25,000	200,000	75,000
34-42	Call Candy Services	2,678	2,509	2,500	4,000	4,000
34-99	Contractual Services - Misc	10,351	12,056	18,000	20,000	20,000
40-11	Travel & Training	1,017	3,243	2,500	3,000	3,600
41-21	Telephone - Local	10,200	7,120	5,500	8,000	6,000
41-34	Data Lines	489	538	1,000	420	2,000
41-41	Pager Services	70	79	29	160	160
42-11	Postage	909	404	179	1,100	750
43-31	Trash Removal	4,931	9,482	5,185	6,600	7,500
44-19	Rent - Equipment/Software	215	47	100	800	500
45-71	Notary Bond	-	-	-	150	150
46-11	Maint - Bldg & Grounds	9,515	8,823	5,500	6,900	6,900
46-21	Maint - Equipment	270	1,677	1,204	2,600	2,000
46-24	Maint - Technical Equipment	-	18	-	-	-
46-31	Central Garage Maint	3,710	4,515	8,000	16,800	10,000
47-99	Printing & Binding - Misc	29	-	-	-	-
51-11	Office Supplies - General	849	730	232	800	800
51-41	Small Tools & Implements	7,792	6,048	5,422	7,690	7,700
52-11	Fuel	55,911	47,043	30,000	36,250	36,250
52-25	Software License Support	3,538	695	5,043	4,670	5,000
52-31	Clothing & Apparel	2,421	2,671	1,666	2,800	3,000
52-43	Computer/Operating Supply	3,380	2,526	87	3,500	3,500
52-47	First Aid Supplies	462	399	-	200	200
52-71	Meters	64,702	84,449	35,000	40,000	40,000
52-72	Pipe	6,876	7,238	8,000	14,000	10,000
52-73	Hydrants	6,353	6,881	7,000	15,000	10,000
52-74	Valves & Clamps	54,265	40,952	45,000	80,000	70,000
52-79	Water & Sewer Supplies - Misc	20,497	76,296	10,327	10,000	5,000

W&S WATER & RECLAIMED WATER DISTRIBUTION

EXP CODE	CLASSIFICATION	ACTUAL	ACTUAL	ESTIMATE	AMENDED	BUDGET
		FY13-14	FY14-15	FY15-16	BUDGET	AMOUNT
					FY15-16	FY16-17
52-89	Automotive Parts	62,218	48,904	21,269	18,430	30,000
52-99	Operating Supplies - Miscellaneous	23,828	25,956	15,000	21,750	15,000
53-41	Sod/Seed	2,066	2,173	3,301	4,000	4,000
53-99	Road Materials - Misc	10,734	4,125	2,566	15,000	10,000
54-11	Dues & Memberships	185	235	90	400	400
54-61	Books & Publications	213	32	-	240	240
TOTAL OPERATING		\$ 370,674	\$ 432,864	\$ 264,700	\$ 545,260	\$ 389,650
64-13	Data Processing Equipment	-	3,781	-	-	-
64-15	Trucks & Trailers	-	71,966	128,270	160,000	150,000
64-16	Heavy Equipment	-	-	-	-	4,500
64-31	Special Purpose Equipment	-	30,415	-	-	-
TOTAL CAPITAL		\$ -	\$ 106,162	\$ 128,270	\$ 160,000	\$ 154,500

TOTAL EXPENDITURES \$ 765,152 \$ 912,028 \$ 787,670 \$ 1,098,792 \$ 941,640

W&S NON-CLASSIFIED

EXP CODE	CLASSIFICATION	ACTUAL	ACTUAL	ESTIMATE	AMENDED	BUDGET
		FY13-14	FY14-15	FY15-16	BUDGET	AMOUNT
					FY15-16	FY16-17
31-11	City Attorney Services	4,212	326	-	4,000	1,000
31-14	Master Utility Plan Upgrade	-	-	-	10,000	5,000
31-99	Professional Services - Misc	40,778	9,819	-	12,000	10,000
32-11	Annual Audit Services	9,198	45,735	6,700	15,000	15,000
32-21	Rate Study	-	-	-	20,000	11,000
45-11	Liability Insurance - Comp. General	13,739	41,750	17,582	20,000	20,000
45-21	Buildings & Contents Insurance	24,044	51,387	23,647	25,000	25,000
45-22	Pollution Insurance	-	3,783	574	-	1,000
45-23	Automobile and Truck Insurance	15,800	16,800	20,894	27,000	21,000
45-90	Insurance - Misc.	-	-	-	2,000	1,000
49-99	Other Current Charges - Misc.	24,702	26,336	4,037	27,000	10,000
TOTAL OPERATING		\$ 132,473	\$ 195,936	\$ 73,434	\$ 162,000	\$ 120,000
99-21	Amortization Expense	28,905	28,905	28,905	-	-
99-31	Depreciation Expense	1,749,605	1,750,000	1,685,000	-	-
99-41	Write-Off of Bad Debts	54,456	(4,655)	-	-	-
TOTAL CAPITAL		\$ 1,832,966	\$ 1,774,250	\$ 1,713,905	\$ -	\$ -

TOTAL EXPENDITURES \$ 1,965,439 \$ 1,970,186 \$ 1,787,339 \$ 162,000 \$ 120,000

PUBLIC WORKS – CONSTRUCTION SERVICES

IT IS THE MISSION OF PUBLIC WORKS – CONSTRUCTION SERVICES TO

to display a high level of professionalism and transparency while performing construction services for the City and keep current on design and construction practices with an emphasis on environmental best management practices.

DESCRIPTION

It is the responsibility of the Construction Services Division to design and construct capital projects, in accordance with the City's Capital Improvement Program and master plans.

ACCOMPLISHMENTS OF FY16

- Completed the CDBG grant application, design, and bid documents for the Circle Blvd. Roadway Improvement Project
- Completed the design and construction management phase of:
 - Sims Park Improvement Project
 - Madison St. Bridge Nodes Rehabilitation Project
 - 2013 Sewer Improvement Project

FY17 INITIATIVES

- Projects:
 - 2015 Water System Improvement Project
 - Recreation and Aquatic Center Improvement Project
 - Circle Blvd. Roadway Improvement Project
 - Orange Lake Improvement Project
- Personnel Training:
 - Stormwater State Inspector for construction site certification
 - Asbestos handling and disposal certification
 - Auto-CAD programming
 - Adobe-Pro programming
- Development Review Committee:
 - Develop and implement standard operating procedures for utility reviews
 - Driveway Parking Ordinance compliance reviews
- Project Bid Documents:
 - Interior Painting, City Hall and Library
 - Water Tower Exterior Painting Project
 - Carpet Upgrades, City Hall and Library

Public Works
Director

Asst. Public
Works Director

Construction
Services
Manager

Construction
Inspector (3)



W&S CONSTRUCTION SERVICES

EXP CODE	CLASSIFICATION	AMENDED				BUDGET
		ACTUAL FY13-14	ACTUAL FY14-15	ESTIMATE FY15-16	BUDGET FY15-16	AMOUNT FY16-17
12-10	Regular Exempt Salaries	19,152	55,222	54,200	54,704	55,120
12-99	Regular Full-Time Wages	35,784	103,809	119,000	119,350	121,140
14-11	Overtime Wages	27	3,975	10,500	10,758	10,920
15-11	Christmas Bonus	-	200	200	200	200
15-16	Health Insurance Waiver Stipend	300	3,450	1,620	1,880	1,800
21-11	Social Security Matching	4,018	12,263	14,000	14,160	14,110
22-11	Florida Retirement System	4,010	11,882	12,500	12,845	14,110
23-11	Health Insurance	4,104	11,530	12,000	12,360	22,370
23-12	Life Insurance	17	74	150	192	150
23-13	Accidental Death & Disab Insurance	2	9	30	48	60
23-15	Net OPEB Obligation Expense	1,588	4,831	4,850	-	-
24-32	Workers Comp - Municipal Classificatio	-	8,736	9,865	13,980	10,180
TOTAL PERSONNEL SERVICES		\$ 69,002	\$ 215,981	\$ 238,915	\$ 240,477	\$ 250,160
34-99	Contractual Services - Misc	-	-	-	-	1,500
40-11	Travel & Training	-	-	1,449	1,800	1,800
41-21	Telephone - Local	-	2,780	894	6,300	2,000
41-34	Data Lines	-	408	161	420	1,800
42-11	Postage	-	-	-	150	150
46-11	Maint - Bldg & Grounds	-	-	-	1,000	500
46-21	Maint - Equipment	-	742	-	1,200	-
46-23	Maint - Copiers	-	3,256	1,793	3,300	3,300
46-31	Central Garage Maint	-	415	500	2,000	1,000
47-99	Printing & Binding - Misc	-	-	-	100	-
51-11	Office Supplies - General	-	195	410	400	400
51-41	Small Tools & Implements	-	127	56	300	300
52-11	Fuel	-	8,397	3,567	3,500	5,000
52-25	Software License Support	-	1,430	6,206	1,500	6,000
52-31	Clothing & Apparel	-	605	540	1,000	1,000
52-43	Computer/Operating Supply	-	518	122	1,000	1,000
52-89	Automotive Parts	-	3,538	4,994	2,000	5,000
52-99	Operating Supplies - Miscellaneous	-	713	1,107	1,200	1,200
54-11	Dues & Memberships	-	-	-	200	200
54-61	Books & Publications	-	-	-	200	-
TOTAL OPERATING		\$ -	\$ 23,124	\$ 21,799	\$ 27,570	\$ 32,150
64-15	Trucks & Trailers	-	-	24,677	25,000	-
TOTAL CAPITAL		\$ -	\$ -	\$ 24,677	\$ 25,000	\$ -

TOTAL EXPENDITURES \$ 69,002 \$ 239,105 \$ 285,391 \$ 293,047 \$ 282,310

PUBLIC WORKS – RECLAIMED WATER PRODUCTION

IT IS THE MISSION OF PUBLIC WORKS – RECLAIMED WATER PRODUCTION TO protect health and the environment by operating and maintaining the reclaim water production facility at its highest efficiency and complying with regulatory requirements; and producing high quality water for beneficial use, all while being innovative and creative to hold costs to a minimum.

DESCRIPTION

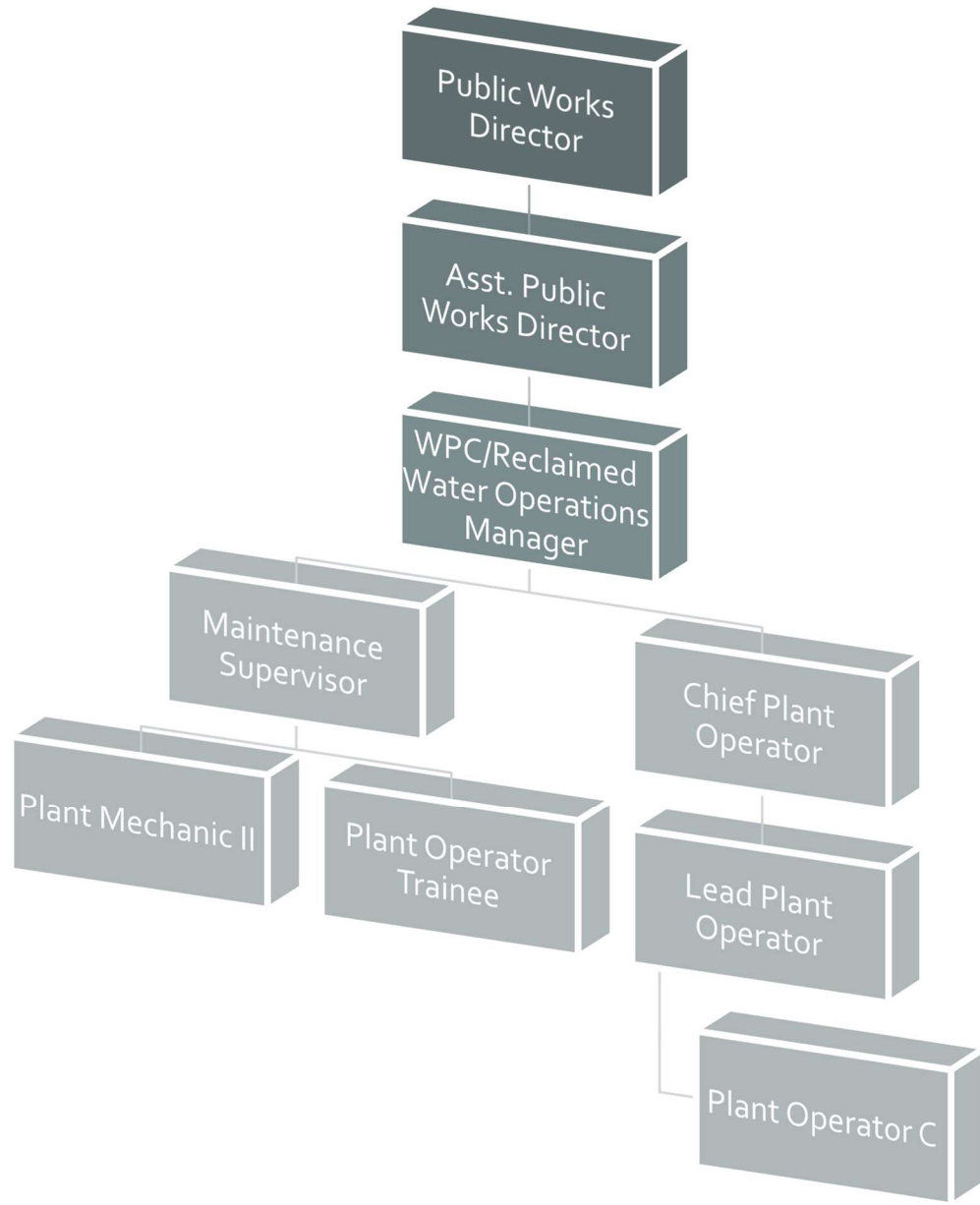
The Reclaimed Water Production Division is responsible for the operation of the wastewater treatment plant and producing and providing reclaimed water for beneficial reuse.

ACCOMPLISHMENTS OF FY16

- Filtered, disinfected, and distributed over 1.9 billion gallons of reclaimed water to customers

FY17 INITIATIVES

- Continue to provide high quality reclaimed water for beneficial reuse
- Continue to seek out ways to be more energy efficient



W&S RECLAIMED WATER PRODUCTION

EXP CODE	CLASSIFICATION	ACTUAL	ACTUAL	ESTIMATE	AMENDED	BUDGET
		FY13-14	FY14-15	FY15-16	FY15-16	AMOUNT FY16-17
12-99	Regular Full-Time Wages	169,282	141,725	140,000	140,878	143,000
14-11	Overtime Wages	2,784	4,273	5,000	5,970	6,060
15-11	Employee Incentives	250	200	200	200	200
15-27	Standby Time	8,561	8,502	8,000	8,983	9,120
15-29	Meal Allowance	-	-	-	150	150
21-11	Social Security Matching	13,708	11,674	11,500	11,950	12,130
22-11	Florida Retirement System	12,672	11,276	10,000	10,831	11,900
23-11	Health Insurance	27,187	23,853	24,500	24,720	29,830
23-12	Life Insurance	90	82	150	192	200
23-13	Accidental Death & Disab Insurance	11	10	35	48	80
23-15	Net OPEB Obligation Expense	5,542	5,598	6,200	-	-
24-22	Workers Comp - Sewage Disp/Plant/Oper/Drivers (7580)	3,741	3,696	4,700	5,690	5,470
TOTAL PERSONNEL SERVICES		\$ 243,828	\$ 210,889	\$ 210,285	\$ 209,612	\$ 218,140
34-38	Lab Test	11,911	11,733	11,103	12,000	12,000
34-99	Contractual Services - Misc	169	-	-	270	270
40-11	Travel & Training	900	189	-	1,790	1,790
42-11	Postage	-	-	-	30	30
43-11	Electric - City Facilities	263,388	227,808	210,000	250,000	225,000
45-99	Insurance	-	-	-	1,000	1,000
46-11	Maint - Bldg & Grounds	57,048	43,641	23,688	41,000	41,000
46-21	Maint - Equipment	3,885	3,538	1,952	3,800	3,800
46-61	Maint - Physical Plant	-	-	-	-	10,000
49-51	Excess Reclaimed Water Expense	100,000	75,000	75,000	85,000	85,000
51-11	Office Supplies - General	100	142	72	100	100
52-21	Chemicals	54,422	64,947	75,000	90,640	80,000
52-22	Laboratory Supplies	27	190	117	200	200
52-31	Clothing & Apparel	788	1,390	1,064	1,200	1,200
52-51	Janitorial Supplies	145	216	288	220	220
52-99	Operating Supplies - Miscellaneous	471	456	288	500	500
54-11	Dues & Memberships	50	150	-	300	300
TOTAL OPERATING		\$ 493,304	\$ 429,400	\$ 398,572	\$ 488,050	\$ 462,410
64-31	Special Purpose Equipment	-	-	9,861	12,000	-
TOTAL CAPITAL		\$ -	\$ -	\$ 9,861	\$ 12,000	\$ -

TOTAL EXPENDITURES \$ 737,132 \$ 640,289 \$ 618,718 \$ 709,662 \$ 680,550

PUBLIC WORKS – WATER POLLUTION CONTROL

IT IS THE MISSION OF PUBLIC WORKS – WATER POLLUTION CONTROL TO

protect health and the environment by operating and maintaining the reclaim water production facility at its highest efficiency and complying with regulatory requirements; and producing high quality water for beneficial use, all while being innovative and creative to hold costs to a minimum.

DESCRIPTION

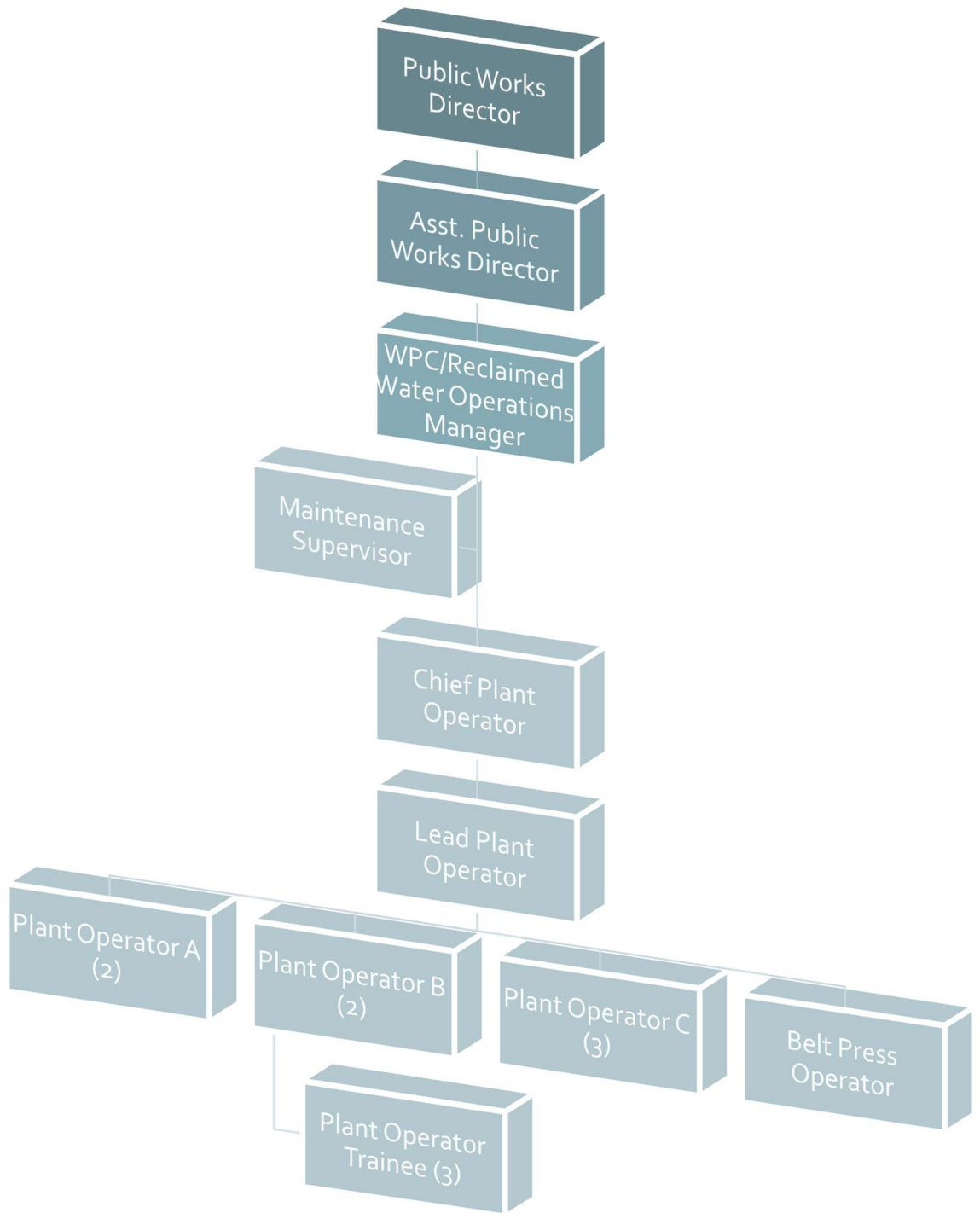
The Reclaimed Water Production Division is responsible for the operation of the wastewater treatment plant and producing and providing reclaimed water for beneficial reuse.

ACCOMPLISHMENTS OF FY16

- Completed numerous CIP projects and upgrades
- Treated 1.9 billion gallons of wastewater to near drinking water standards for beneficial reuse
- Over 99% efficiency with no permit violations
- Completed over 3,000 work orders

FY17 INITIATIVES

- Supply and produce high quality reclaimed water for beneficial reuse:
 - Complete SCADA project to increase automation and improve reliability
 - Continue to seek out energy saving technologies
 - Be creative and innovative in implementing process improvements
 - Complete weekly work orders to maintain equipment that is vital to the process and DEP compliance
- Renew DEP Operating permit
- Complete CIP projects



W&S WATER POLLUTION CONTROL

EXP CODE	CLASSIFICATION	AMENDED				BUDGET
		ACTUAL FY13-14	ACTUAL FY14-15	ESTIMATE FY15-16	BUDGET FY15-16	AMOUNT FY16-17
11-12	Division Head Salaries	65,876	67,846	67,500	67,940	68,950
12-99	Regular Full-Time Wages	432,887	458,926	455,000	455,480	464,940
14-11	Overtime Wages	6,672	22,012	24,500	24,970	25,480
15-11	Christmas Bonus	650	650	700	650	650
15-16	Health Insurance Waiver Stipend	3,600	4,650	3,000	3,600	3,600
15-22	Education Incentive Pay	-	750	400	600	600
15-27	Standby Time	11,660	15,880	11,500	11,620	11,790
15-29	Meal Allowance	-	36	126	210	270
21-11	Social Security Matching	39,014	42,731	43,000	43,230	44,100
22-11	Florida Retirement System	35,458	37,729	35,500	35,830	39,160
22-14	Defined Contribution Plan	7,948	8,635	8,000	8,130	8,250
23-11	Health Insurance	57,966	62,482	67,000	67,990	72,040
23-12	Life Insurance	225	253	600	630	550
23-13	Accidental Death & Disab Insurance	26	30	150	160	220
23-15	Net OPEB Obligation Expense	15,876	15,475	16,000	-	-
24-22	Workers Comp - Sewage Disp/Plant/Oper	11,774	11,620	12,450	18,030	1,550
24-32	Workers Comp - Municipal Classification (3,169	3,280	5,000	5,230	5,160
TOTAL PERSONNEL SERVICES		\$ 692,801	\$ 226,213	\$ 227,926	\$ 220,880	\$ 213,420
31-29	Engineering Services - Misc	4,445	15,953	42,000	55,000	55,000
31-99	Professional Services - Misc	2,760	4,255	2,000	5,000	5,000
34-12	Pest Control Services	420	457	249	420	420
34-38	Lab Test	4,421	6,339	7,500	12,000	12,000
34-99	Contractual Services - Misc	2,611	1,032	3,298	5,000	6,500
40-11	Travel & Training	1,452	1,679	1,588	2,400	2,400
41-21	Telephone - Local	2,269	2,792	593	2,600	1,100
41-34	Data Lines	4,196	4,322	41,000	4,680	4,680
41-41	Pager Services	140	140	58	140	140
42-11	Postage	77	8	32	130	130
42-21	Freight Express Charges	-	790	-	300	300
43-11	Electric - City Facilities	203,801	268,286	260,000	320,000	390,000
43-31	Trash Removal	7,095	7,102	6,377	12,100	10,000
43-51	Water & Sewer - City	24,349	24,256	24,500	27,500	27,500
43-61	Sludge Removal	292,736	296,972	280,000	330,000	300,000
43-73	Street Light Fee	252	-	-	260	260
43-81	Stormwater Assessment	2,631	-	-	2,690	2,690
44-19	Rent - Equipment/Software	788	1,156	1,667	2,000	2,000
45-11	Liability Insurance - Comp. General	10,304	14,785	7,339	7,570	7,570
45-21	Building & Contents Insurance	151,131	154,138	126,852	138,340	138,340
45-23	Automobile & Truck Insurance	2,748	-	3,931	2,670	2,670
45-25	Flood Insurance	11,582	14,254	-	13,900	13,900
46-11	Maint - Bldg & Grounds	98,163	146,680	90,415	98,250	98,250
46-21	Maint - Equipment	9,813	13,281	10,000	12,280	12,280
46-23	Maint - Copiers	-	110	423	510	510
46-31	Central Garage Maint	460	-	-	4,700	4,700
46-61	Maint - Physical Plant	-	-	-	-	20,000
49-83	Permit Fees	1,000	1,000	1,000	1,000	1,000
51-11	Office Supplies - General	1,173	1,325	102	1,500	1,500
51-41	Small Tools & Implements	1,534	2,008	1,145	2,000	2,000

W&S WATER POLLUTION CONTROL

EXP CODE	CLASSIFICATION	ACTUAL	ACTUAL	ESTIMATE	AMENDED	BUDGET
		FY13-14	FY14-15	FY15-16	BUDGET	AMOUNT
						FY16-17
52-11	Fuel	10,056	15,786	12,000	25,000	15,000
52-21	Chemicals	132,951	114,376	115,000	200,000	140,000
52-22	Laboratory Supplies	10,192	8,702	4,640	10,000	10,000
52-31	Clothing & Apparel	2,626	3,034	3,280	3,400	3,400
52-43	Computer/Operating Supply	5,000	6,921	475	5,600	5,600
52-47	First Aid Supplies	245	71	-	400	400
52-51	Janitorial Supplies	3,708	3,585	1,211	3,800	3,800
52-89	Automotive Parts	15,236	10,182	10,431	6,880	10,000
52-99	Operating Supplies - Miscellaneous	3,653	3,537	498	3,000	3,000
54-11	Dues & Memberships	-	858	-	1,300	1,300
54-61	Books & Publications	-	-	-	150	150
TOTAL OPERATING		\$ 1,026,018	\$ 1,150,172	\$ 1,059,604	\$ 1,324,470	\$ 1,315,490
62-99	Building Improvements	-	11,875	-	-	38,000
63-99	Improvements Other Than Bldg - Misc.	-	113,940	160,380	185,000	151,000
64-31	Special Purpose Equipment	-	-	4,485	5,200	6,500
TOTAL CAPITAL		\$ -	\$ 125,815	\$ 164,865	\$ 190,200	\$ 195,500

TOTAL EXPENDITURES **\$ 1,718,819** **\$ 1,502,200** **\$ 1,452,395** **\$ 1,735,550** **\$ 1,724,410**

PUBLIC WORKS – SEWER COLLECTION

IT IS THE MISSION OF PUBLIC WORKS – SEWER COLLECTION TO

Maintain and upgrade the City's sewer collection system; strive to remain current with today's technology and implement that technology into our system and everyday routine; make great effort to ensure that all staff are trained and prepared for any event that might jeopardize the integrity of our sewer system.

DESCRIPTION

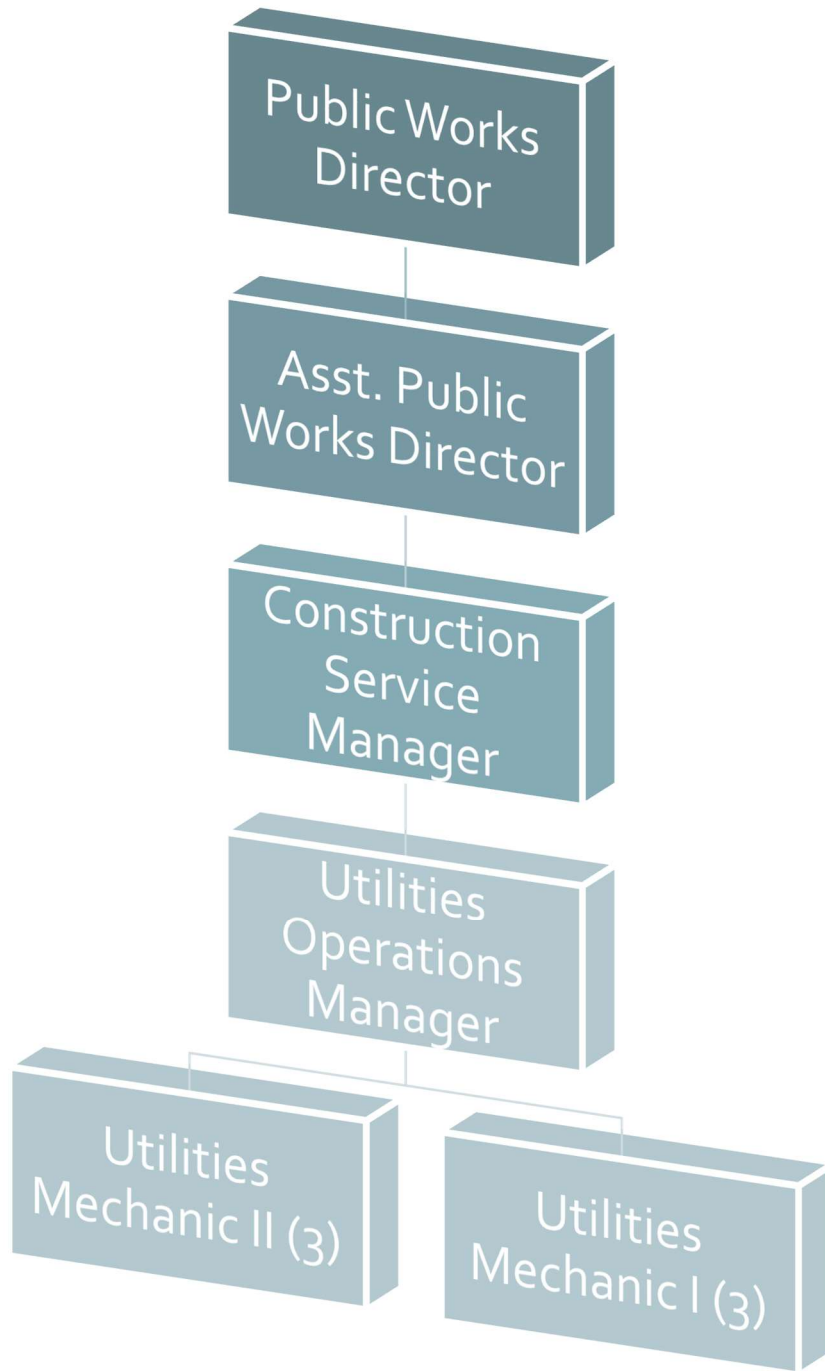
The Sewer Collections Division maintains and repairs over 8,000 sewer services, including clearing of blockages and repair and replacement of defective sewer services. Sewer collections is also responsible for the maintenance of sewer force mains, ranging in size from 4-16 inches long, and 65 lift stations that these lines pump to.

ACCOMPLISHMENTS OF FY16

- Completed Phase 2 of communication server upgrades:
 - Finalized engineering and schematic design of components needed to replace existing RTU's
 - Received training on implementation of new PLC Controller units
- Continued gravity sewer rehabilitation program:
 - Continued annual high pressure cleaning of gravity mains throughout the system
 - Continued video inspection of the gravity mains throughout the system to identify defective pipe inflow and infiltration
- PLC Upgrades in lift station RTU panels
 - Began building and installing new PLC Units in lift station to replace old, outdated RTU controllers
- Prepared staff for emergency situations

FY17 INITIATIVES

- Continue annual gravity sewer system inspection and lining:
 - \$300,000 annual cost to control and prevent deterioration of the sewer system
 - Sewer crews will continue to clean, inspect, and record the sewer system to find areas in need of lining
- Continue smoke testing of sewer system, which will identify areas that are in need of repair, cross-connections between the sewer system and the stormwater system, and lead to far less infiltration of the sewer system
- Continue repair and replacement of lift station pumps, as needed
- Continue training/education on latest asbestos training and wastewater collection certifications



W&S SEWER COLLECTION

EXP CODE	CLASSIFICATION	ACTUAL	ACTUAL	ESTIMATE	AMENDED	BUDGET
		FY13-14	FY14-15	FY15-16	FY15-16	AMOUNT FY16-17
12-10	Regular Exempt Salaries	34,173	48,529	43,000	43,077	43,720
12-99	Regular Full-Time Wages	173,942	137,541	144,000	144,184	145,990
14-11	Overtime Wages	34,466	29,715	31,000	31,200	31,580
15-11	Employee Incentives	400	350	400	400	350
15-14	One Time Lump Sum	-	-	-	-	-
15-16	Health Insurance Waiver Stipend	2,400	900	1,200	-	-
15-22	Education Incentive Pay	400	1,350	800	600	600
15-27	Standby Time	-	7,983	9,500	10,400	10,530
15-29	Meal Allowance	168	150	45	160	-
21-11	Social Security Matching	19,124	16,855	17,000	17,600	17,810
22-11	Florida Retirement System	17,794	16,306	15,500	15,906	17,430
23-11	Health Insurance	35,395	35,448	39,765	49,440	42,210
23-12	Life Insurance	145	131	300	384	350
23-13	Accidental Death & Disab Insurance	17	15	75	96	140
23-15	Net OPEB Obligation Expense	7,824	7,865	8,000	-	-
24-22	Workers Comp - Sewage Disp/Plant/Oper/Dri	4,911	4,800	7,575	8,370	8,030
24-35	Workers Comp - Storage Warehouse Inventor	966	1,384	-	2,039	-
TOTAL PERSONNEL SERVICES		\$ 332,125	\$ 309,322	\$ 318,160	\$ 323,856	\$ 318,740
31-99	Professional Services - Misc	-	-	-	-	100,000
34-32	Inspector Services	-	-	-	800	800
34-99	Contractual Services - Misc	20,082	37,478	12,646	19,000	22,000
40-11	Travel & Training	759	2,012	2,487	2,800	2,940
41-21	Telephone - Local	12,263	8,505	1,907	7,000	3,000
41-34	Data Lines	489	2,603	1,872	2,800	5,000
41-41	Pager Services	134	89	49	80	80
42-11	Postage	123	1,137	298	250	350
42-21	Freight Express Charges	-	-	-	30	30
43-11	Electric - City Facilities	73,543	84,706	46,487	80,000	80,000
43-31	Trash Removal	6,134	9,440	7,594	10,000	12,000
43-81	Stormwater Assessment	50	-	-	60	60
44-19	Rent - Equipment/Software	-	47	2,567	500	2,000
46-11	Maint - Bldg & Grounds	74,847	104,728	95,000	145,000	110,000
46-21	Maint - Equipment	4,161	499	7,500	9,000	9,000
46-31	Central Garage Maint	2,055	5,010	12,000	27,930	20,000
46-61	Maint/Repair - Physical Plant	3,148	-	-	-	-
47-99	Printing & Binding - Misc	48	-	-	-	-
51-11	Office Supplies - General	977	770	496	900	900
51-41	Small Tools & Implements	6,668	4,945	5,000	6,850	6,850
52-11	Fuel	60,670	49,272	20,000	30,000	30,000
52-21	Chemicals	3,512	5,069	2,004	5,000	5,000
52-25	Software License Support	4,439	2,590	5,197	3,000	5,000
52-31	Clothing & Apparel	1,756	1,792	2,189	2,400	2,400
52-43	Computer/Operating Supply	1,371	93	500	1,500	1,500
52-47	First Aid Supplies	486	258	-	300	300
52-72	Pipe	1,656	1,076	5,000	7,500	7,500
52-74	Valves & Clamps	3,365	2,206	81	24,000	24,000
52-89	Automotive Parts	54,122	50,636	38,222	17,000	17,000
52-99	Operating Supplies - Miscellaneous	15,015	13,294	10,000	19,000	15,000

W&S SEWER COLLECTION

EXP CODE	CLASSIFICATION	ACTUAL	ACTUAL	ESTIMATE	AMENDED	BUDGET
		FY13-14	FY14-15	FY15-16	BUDGET	AMOUNT
					FY15-16	FY16-17
53-41	Sod/Seed	674	1,113	2,000	3,000	3,000
53-99	Road Materials - Misc	1,974	3,854	5,000	12,000	7,500
54-11	Dues & Memberships	128	90	-	300	300
54-61	Books & Publications	219	-	-	200	200
TOTAL OPERATING		\$ 354,868	\$ 393,312	\$ 286,096	\$ 438,200	\$ 493,710
63-99	Improvements Other Than Bldg - Misc.	-	27,679	38,013	25,000	25,000
64-13	Data Processing Equipment	-	-	-	-	1,600
64-15	Trucks & Trailers	-	-	-	-	-
64-16	Heavy Equipment	-	-	-	-	60,000
64-17	Communications Equipment	-	91,553	117,277	340,000	170,000
64-31	Special Purpose Equipment	-	24,880	7,167	12,295	28,700
TOTAL CAPITAL		\$ -	\$ 144,112	\$ 162,457	\$ 377,295	\$ 285,300

TOTAL EXPENDITURES \$ 686,993 \$ 846,746 \$ 766,713 \$ 1,139,351 \$ 1,097,750

NON-EXPENDITURE DISBURSEMENTS

EXP CODE CLASSIFICATION	ACTUAL FY13-14	ACTUAL FY14-15	ESTIMATE FY15-16	AMENDED BUDGET FY15-16	BUDGET AMOUNT FY16-17
581					
91-50 Transfer to General Fund - TBW Interest	847,579	419,050	398,303	398,303	387,970
91-51 Transfer to General Fund	2,312,760	3,060,680	3,045,975	3,045,975	3,620,090
91-53 Transfer to Capital Improvement Fund	182,060	-	-	-	-
91-54 Transfer to General Fund - PILOFF	549,330	575,000	560,000	560,000	560,000
91-55 Transfer to W&S Debt Service Fund	875,385	876,263	61,000	732,003	731,400
91-56 Transfer to W&S R&R Fund	328,033	344,025	265,000	265,000	200,000
91-57 Transfer to W&S Construction Fund	2,251,355	2,848,792	1,030,900	1,030,900	300,000
91-58 Transfer to General Debt Service Fund	7,018,547	-	-	-	-
TOTAL TRANSFERS	\$14,365,049	\$ 8,123,810	\$ 5,361,178	\$ 6,032,181	\$ 5,799,460
584					
94-21 Reserves - Contingency	134,010	164,515	180,000	180,000	50,000
94-24 Reserves - Sick Leave	-	-	-	10,000	-
TOTAL RESERVES	\$ 134,010	\$ 164,515	\$ 180,000	\$ 190,000	\$ 50,000
TOTAL NON- EXPENDITURES	<u>\$14,499,059</u>	<u>\$ 8,288,325</u>	<u>\$ 5,541,178</u>	<u>\$ 6,222,181</u>	<u>\$ 5,849,460</u>
TOTAL WATER & SEWER EXPENDITURES	<u>\$ 23,841,658</u>	<u>\$ 18,141,428</u>	<u>\$ 14,634,713</u>	<u>\$ 14,928,451</u>	<u>\$ 14,555,730</u>

WATER & SEWER RENEWAL & REPLACEMENT FUND

REV CODE	CLASSIFICATION	ACTUAL	ACTUAL	ESTIMATE	AMENDED	BUDGET
		FY13-14	FY14-15	FY15-16	FY15-16	AMOUNT FY16-17
361-10	Interest On Investments	213	672	225	400	300
361-20	Interest - S.B.A.	1,480	2,346	965	1,400	1,000
361-25	Interest - FMIvT	2,561	3,516	1,142	2,300	1,500
361-26	Interest - Adjustable Rate Mortgages	(556)	(606)	-	-	-
361-30	Net Incr(Decr)-Fair Value of Investments	2	-	-	-	-
381-20	Transfer From W & S Revenue	328,033	344,025	265,000	265,000	200,000
389-90	Prior Yr Fund Bal-Unassigned	280,000	-	500,000	2,810,000	2,310,000
W&S RENEWAL & REPLACEMENT REV.		\$ 611,733	\$ 349,953	\$ 767,332	\$ 3,079,100	\$ 2,512,800

W & S RENEWAL & REPLACEMENT

EXP CODE	CLASSIFICATION	ACTUAL	ACTUAL	ESTIMATE	AMENDED	BUDGET
		FY13-14	FY14-15	FY15-16	FY15-16	AMOUNT FY16-17
91-57	Transfer to W & S Construction Fund	25,177	-	500,000	3,079,100	2,512,800
	TOTAL TRANSFERS	\$ 25,177	\$ -	\$ 500,000	\$ 3,079,100	\$ 2,512,800
94-92	Reserve - Facility Expansion	-	44,070	-	-	-
	TOTAL RESERVES	\$ -	\$ 44,070	\$ -	\$ -	\$ -

TOTAL EXPENDITURES \$ 25,177 \$ 44,070 \$ 500,000 \$ 3,079,100 \$ 2,512,800

WATER & SEWER DEBT SERVICE FUND

REV CODE	CLASSIFICATION	ACTUAL FY13-14	ACTUAL FY14-15	ESTIMATE FY15-16	AMENDED BUDGET FY15-16	BUDGET AMOUNT FY16-17
361-12	Interest On Investments - S.F.	535	952	421	500	450
361-20	Interest - S.B.A.	276	202	114	150	155
381-20	Transfer From W & S Revenue	875,385	876,263	732,003	732,003	731,400
W & S DEBT SERVICE REVENUES		\$ 876,196	\$ 877,417	\$ 732,538	\$ 732,653	\$ 732,005

W & S DEBT SERVICE

EXP CODE	CLASSIFICATION	ACTUAL	ACTUAL	ESTIMATE	AMENDED	BUDGET
		FY13-14	FY14-15	FY15-16	BUDGET	AMOUNT
		FY15-16	FY15-16	FY15-16	FY15-16	FY16-17
582						
71-34	Principal - 2012 Bond	-	-	537,953	537,953	551,940
536						
72-32	Interest - 2007A Bond	54,864	27,988	-	-	-
72-34	Interest - 2012 Bond	194,050	194,050	194,050	194,050	180,065
TOTAL DEBT SERVICE		248,914	222,038	732,003	732,003	732,005

TOTAL EXPENDITURES \$ 248,914 \$ 222,038 \$ 732,003 \$ 732,003 \$ 732,005

WATER & SEWER SEWER ASSESSMENT FUND

REV CODE	CLASSIFICATION	ACTUAL	ACTUAL	ESTIMATE	AMENDED BUDGET	BUDGET AMOUNT
		FY13-14	FY14-15	FY15-16	FY15-16	FY16-17
361-25	Interest - FMlVT	77	106	100	-	-
363-20	Interest On Assessments	2,839	1,198	9,619	-	-
363-30	Penalties On Assessments	1,832	444	8,661	-	-
W & S SEWER ASSESSMENT REVENUES		\$ 4,748	\$ 1,748	\$ 18,380	\$ -	\$ -

W & S SEWER ASSESSMENT

EXP CODE	CLASSIFICATION	ACTUAL FY13-14	ACTUAL FY14-15	ESTIMATE FY15-16	AMENDED BUDGET FY15-16	BUDGET AMOUNT FY16-17
535						
63-XX	Lakewood Villa	-	-	-	-	-
63-XX	Treasure Island	-	-	-	-	-
TOTAL W & S SEWER ASSESSMENT		-	-	-	-	-

TOTAL EXPENDITURES \$ - \$ - \$ - \$ - \$ -

WATER & SEWER CONSTRUCTION FUND

REV CODE	CLASSIFICATION	ACTUAL FY13-14	ACTUAL FY14-15	ESTIMATE FY15-16	AMENDED BUDGET FY15-16	BUDGET AMOUNT FY16-17
337-31	SWFWMD Grant	214,000	-	-	-	-
381-20	Transfer From W & S Revenue	2,251,355	2,848,972	1,030,900	1,030,900	300,000
383-30	Transfer From W & S - R & R	25,177	-	3,079,100	3,079,100	2,512,800
W & S CONSTRUCTION FUND REVENUES		\$ 2,490,532	\$ 2,848,972	\$ 4,110,000	\$ 4,110,000	\$ 2,812,800

W & S CONSTRUCTION

EXP CODE	CLASSIFICATION	ACTUAL	ACTUAL	ESTIMATE	AMENDED	BUDGET
		FY13-14	FY14-15	FY15-16	BUDGET	AMOUNT
					FY15-16	FY16-17
953-533						
63-81	Contractor Payments	-	15,936	17,615	300,000	300,000
63-91	Engineering Services	-	-	-	30,000	30,000
TOTAL WATER MAIN EXTENSION		\$ -	\$ 15,936	\$ 17,615	\$ 330,000	\$ 330,000
955-533						
63-81	Contractor Payments	-	173,387	235,444	1,375,000	925,000
63-91	Engineering Services	-	18,720	15,866	45,000	40,000
TOTAL WATER IMPROVEMENT		\$ -	\$ 192,107	\$ 251,310	\$ 1,420,000	\$ 965,000
63-81	Contractor Payments	-	-	-	50,000	50,000
TOTAL BULK METER BACKFLOW UPGRADE		\$ -	\$ -	\$ -	\$ 50,000	\$ 50,000
956-533						
63-81	Contractor Payments	-	1,443,088	107,476	300,000	100,000
TOTAL WATER METER UPGRADE		\$ -	\$ 1,443,088	\$ 107,476	\$ 300,000	\$ 100,000
960-535						
63-81	Contractor Payments	-	650,015	87,622	300,000	500,000
63-91	Engineering Services	-	11,580	34,330	105,000	10,000
TOTAL SEWER UTILITY IMPROVEMENT		\$ -	\$ 661,595	\$ 121,952	\$ 405,000	\$ 510,000
961-535						
63-81	Contractor Payments	-	295,430	-	-	-
63-91	Engineering Services	-	7,457	-	40,000	25,000
TOTAL RECLAIMED WATER		\$ -	\$ 302,887	\$ -	\$ 40,000	\$ 25,000
962-535						
63-81	Contractor Payments	-	450	750	355,000	-
TOTAL REJECT STORAGE SITE RECLAIMED		\$ -	\$ 450	\$ 750	\$ 355,000	\$ -
965-535						
63-81	Contractor Payments	-	387,139	-	300,000	477,800
63-91	Engineering Services	-	-	-	-	25,000
TOTAL GRAVITY SEWER MAIN REHAB		\$ -	\$ 387,139	\$ -	\$ 300,000	\$ 502,800
63-81	Contractor Payments	-	-	-	580,000	-
TOTAL UTILITY FACILITIES		\$ -	\$ -	\$ -	\$ 580,000	\$ -
63-81	Contractor Payments	-	-	-	330,000	300,000
63-91	Engineering Services	-	-	-	-	30,000
TOTAL SEWER SYSTEM EXTENSION		\$ -	\$ -	\$ -	\$ 330,000	\$ 330,000
TOTAL EXPENDITURES		\$ -	\$ 3,003,202	\$ 499,103	\$ 4,110,000	\$ 2,812,800

CENTRAL GARAGE

IT IS THE MISSION OF CENTRAL GARAGE TO

provide the best service to city departments and divisions by partnering with city staff and vendors to effectively monitor and ensure the most cost effective repair and replacement of the City's fleet of vehicles and equipment.

DESCRIPTION

The Central Garage Division provides acquisition, disposal, preventative maintenance, and major and minor repairs for the City's motor vehicle fleet and equipment. The Division performs these functions on a variety of vehicle types, including police vehicles and fire apparatus.

ACCOMPLISHMENTS OF FY16

- Installed energy efficient lights over vehicle bays and work bench areas
- Tracked all vehicle mileage for fuel consumption and monitored all fuel storage tanks for condition of fuel being stored
- Obtained additional training needed for emergency fire engines and ladder truck repairs

FY17 INITIATIVES

- Environmental Responsibility and Safety:
 - Install more energy efficient lighting
 - Install new oil & lube reels
- The City's new software program, Tyler Technologies, will allow for the implementation of a new maintenance program
- Training:
 - ASE testing and recertification
 - Emergency vehicle training and training on various other equipment and machines

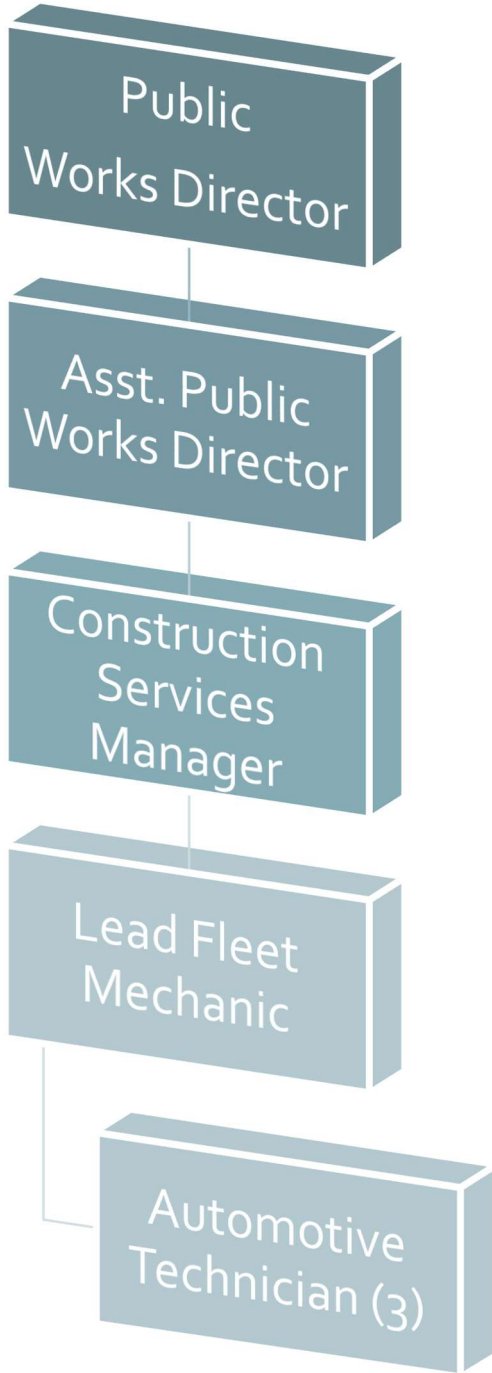
Public
Works Director

Asst. Public
Works Director

Construction
Services
Manager

Lead Fleet
Mechanic

Automotive
Technician (3)



CENTRAL GARAGE FUND

REV CODE	CLASSIFICATION	ACTUAL	ACTUAL	ESTIMATE	AMENDED	BUDGET
		FY13-14	FY14-15	FY15-16	BUDGET	AMOUNT
					FY15-16	FY16-17
341-52	Employee Contribution to Health Ins.	-	2,650	-	-	-
361-10	Interest On Investments	(273)	-	300	300	300
361-20	Interest - S.B.A.	43	100	100	100	100
361-25	Interest - FMLvT	98	500	500	500	500
364-41	Surplus Furn., Fix., Equip. Sales	-	-	-	1,000	-
399-11	Garage - Labor and Overhead	28,820	219,000	120,000	123,180	200,000
399-12	Garage - Parts	365,837	230,000	270,000	245,000	230,000
399-13	Garage - Fuel	480,736	400,000	355,000	400,000	400,000
CENTRAL GARAGE REVENUES		\$ 875,261	\$ 852,250	\$ 745,900	\$ 770,080	\$ 830,900

CENTRAL GARAGE

EXP CODE	CLASSIFICATION	ACTUAL	ACTUAL	ESTIMATE	AMENDED	BUDGET
		FY13-14	FY14-15	FY15-16	BUDGET	AMOUNT
					FY15-16	FY16-17
12-99	Regular Full-Time Wages	176,300	160,589	166,000	166,878	169,395
14-11	Overtime Wages	395	4,515	750	982	977
15-11	Employee Incentives	200	200	200	200	200
15-29	Meal Allowance	-	-	350	525	475
21-11	Social Security Matching	13,290	12,304	12,000	12,860	13,085
22-11	Florida Retirement System	17,310	12,719	11,500	11,665	12,812
23-11	Health Insurance	24,623	21,272	23,350	24,720	29,832
23-12	Life Insurance	82	68	150	192	200
23-13	Accidental Death & Disab Insurance	10	8	35	48	80
23-15	Net OPEB Obligation Expense	5,428	5,538	5,600	-	-
24-25	Workers Comp - Auto Repair Shop/Parts Dept (8391)	6,212	6,223	6,000	9,080	6,106
TOTAL PERSONNEL SERVICES		\$ 243,850	\$ 223,436	\$ 225,935	\$ 227,150	\$ 233,163
34-34	Wrecker Services	1,831	2,926	2,500	3,000	3,000
34-36	Paint & Body Work	-	6,361	11,586	8,000	12,000
34-37	Auto Repair & Testing	30,677	36,415	35,500	40,000	40,000
34-99	Contractual Services - Misc	-	-	664	-	3,000
40-11	Travel & Training	1,810	2,592	3,000	4,000	5,500
41-21	Telephone - Local	2,089	2,024	1,200	2,150	2,150
42-11	Postage	259	214	376	150	600
44-19	Rent - Equipment/Software	-	-	-	200	200
46-11	Maint - Bldg & Grounds	6,123	7,052	7,294	8,000	8,000
46-21	Maint - Equipment	2,544	2,422	3,498	2,500	3,500
46-31	Central Garage Maint	23	-	5,000	10,880	6,000
49-83	Permit Fees	150	125	-	180	180
51-11	Office Supplies - General	170	365	820	400	900
51-41	Small Tools & Implements	3,296	3,196	3,500	5,000	5,000
52-11	Fuel	327,458	269,797	250,000	276,000	276,000
52-25	Software License Support	950	950	950	1,500	1,000
52-31	Clothing & Apparel	160	75	-	150	150
52-32	Laundry Service	4,822	3,110	1,242	2,700	2,700
52-43	Computer/Operating Supply	2,364	1,984	1,366	2,000	1,500
52-47	First Aid Supplies	-	57	-	150	150
52-51	Janitorial Supplies	340	237	-	500	500
52-89	Automotive Parts	172,643	196,139	125,000	150,000	150,000
52-98	Inventory Adjustments	-	-	749	1,000	1,000
52-99	Operating Supplies - Miscellaneous	5,601	5,473	5,500	5,000	6,000
54-11	Dues & Memberships	50	-	-	200	200
54-61	Books & Publications	-	-	-	1,000	500
TOTAL OPERATING		\$ 563,360	\$ 541,514	\$ 459,745	\$ 524,660	\$ 529,730

CENTRAL GARAGE

EXP CODE	CLASSIFICATION	ACTUAL FY13-14	ACTUAL FY14-15	ESTIMATE FY15-16	AMENDED BUDGET FY15-16	BUDGET AMOUNT FY16-17
64-15	Trucks & Trailers	-	-	-	-	13,000
64-31	Special Purpose Equipment	-	14,808	10,816	12,600	15,000
	TOTAL CAPITAL	\$ -	\$ 14,808	\$ 10,816	\$ 12,600	\$ 28,000
94-21	Fund Reserve	-	-	-	-	40,007
	TOTAL RESERVE	\$ -	\$ -	\$ -	\$ -	\$ 40,007

TOTAL EXPENDITURES \$ 807,210 \$ 779,758 \$ 696,496 \$ 764,410 \$ 830,900

COMMUNITY REDEVELOPMENT AGENCY

IT IS THE MISSION OF THE COMMUNITY REDEVELOPMENT AGENCY TO develop and implement the Community Redevelopment Plan that addresses the unique needs of its targeted area.

DESCRIPTION

The objective of the Community Redevelopment Agency (CRA) is to implement the Community Redevelopment Plan, which charts a course for community redevelopment and is guided by community input and vision. This Plan has been adopted by the New Port Richey City Council and CRA Board.

ACCOMPLISHMENTS OF FY16

- Improved communications between redevelopment stakeholders has resulted in the forward progress of several development projects
- Implemented business incentive grant program that has yielded tangible economic development results
- Secured Main Street Landings development agreement
- Completed \$1.1 million of work toward the historic preservation of the Hacienda Hotel

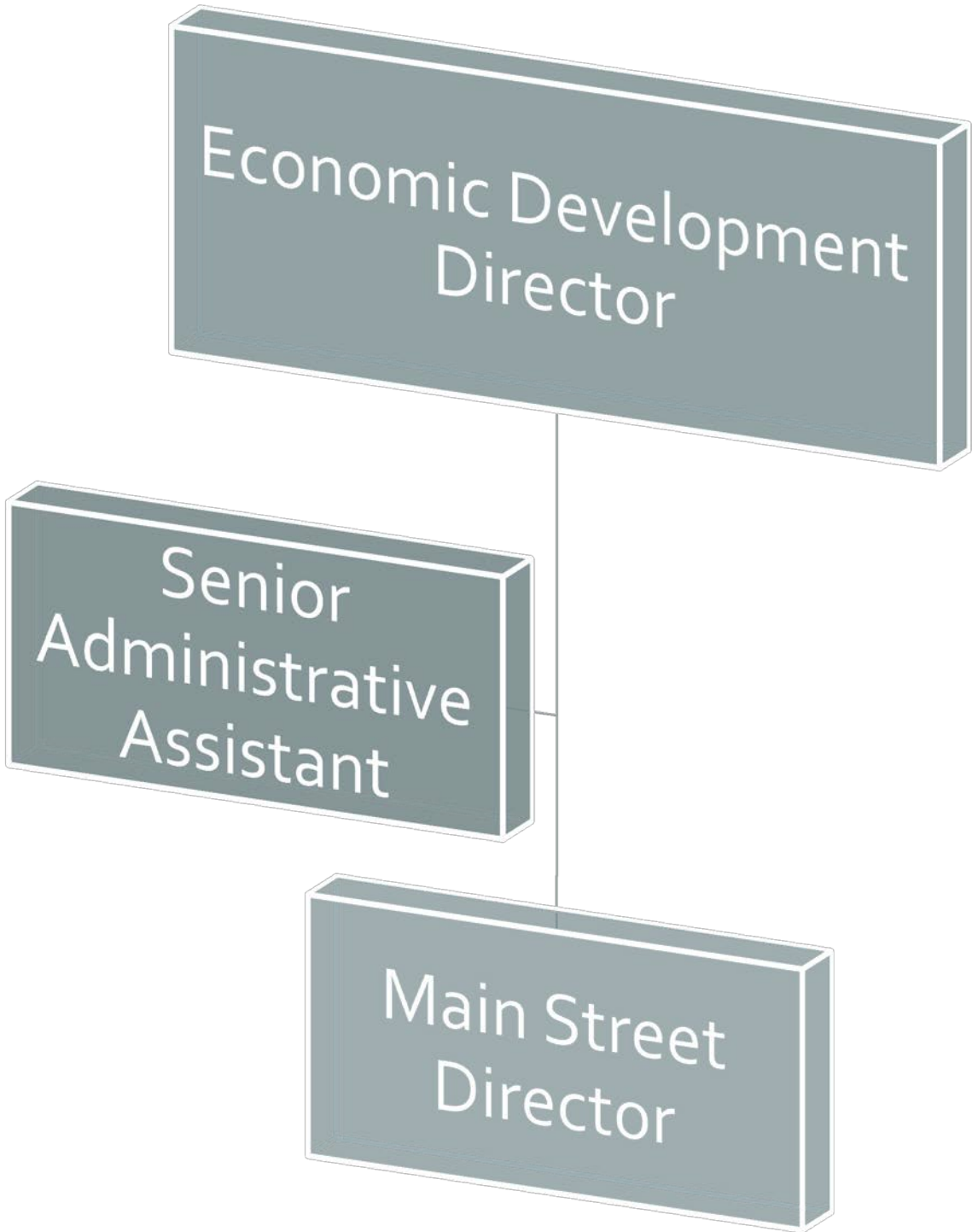
FY17 INITIATIVES

- Marine District Redevelopment:
 - Award of the Veterans Affairs Outpatient Clinic
 - HCA expansion of community hospital site
 - Growth in the number of Marine District firms
- West Main/East Main/US 19:
 - Secure developer for Rivergate project
 - Implement a strategy for increasing downtown retail capacity
- Main Street Program:
 - Solidify a working partnership with New Port Richey Main Street
 - Establish and begin to implement economic vitality objectives
 - Assist in the evolution of the Main Street program to foster business development objectives
- Hacienda:
 - Make incremental improvements to the Hacienda property
 - Secure additional grant funding
 - Partner with support organizations, such as Friends of the Hacienda

Economic Development
Director

Senior
Administrative
Assistant

Main Street
Director



COMMUNITY REDEVELOPMENT AGENCY

REV CODE	CLASSIFICATION	ACTUAL FY13-14	ACTUAL FY14-15	ESTIMATE FY15-16	AMENDED BUDGET FY15-16	BUDGET AMOUNT FY16-17
311-10	Current Ad Valorem Taxes	489,124	556,261	657,421	667,051	719,780
334-70	Florida Historic Preservation Grant	-	-	940,000	940,000	550,000
354-10	Code Enforcement Fines	(10,081)	(7,496)	(100)	-	-
354-11	Lot Clearing/Mowing Fines	(219)	-	144	-	-
361-10	Interest on Investments	(1,173)	(1,823)	(10)	-	-
361-20	Interest - SBA	335	1,411	-	-	500
362-19	Rent - Business Incubator	-	1,600	3,000	15,000	36,000
381-10	Transfer from Gen Fund - Tax Increment	-	719,554	811,061	811,061	865,715
364-22	Sale of Orange Lake Property	-	-	-	-	300,000
381-37	Transfer from General Fund	-	-	11,202,894	11,715,289	-
389-87	Unused Redevelopment Incentives from PY	-	-	-	-	200,000
TOTAL CRA REVENUE		\$ 477,986	\$ 1,269,507	\$ 13,614,410	\$ 14,148,401	\$ 2,671,995

COMMUNITY REDEVELOPMENT AGENCY

EXP CODE	CLASSIFICATION	ACTUAL FY13-14	ACTUAL FY14-15	ESTIMATE FY15-16	AMENDED BUDGET FY15-16	BUDGET AMOUNT FY16-17
11-11	Dept Head Salaries	63,285	-	-	-	-
12-10	Regular Exempt Salaries	25,142	-	25,000	33,500	33,500
15-11	Employee Incentives	100	-	-	50	50
15-12	Gas/Car Allowance	2,750	-	-	-	-
21-11	Social Security Matching	6,628	-	2,000	2,563	2,570
22-11	Florida Retirement System	7,320	-	1,500	2,329	2,510
23-11	Health Insurance	7,182	-	2,000	6,180	7,460
23-12	Life Insurance	24	-	25	48	50
23-13	Accidental Death & Disab Insurance	3	-	10	12	20
24-26	Workers Comp - Clerical (8810)	-	-	100	140	100
TOTAL PERSONNEL SERVICES		\$ 112,434	\$ -	\$ 30,635	\$ 44,822	\$ 46,260
31-11	City Attorney Services	9,319	4,495	-	5,000	-
31-29	Engineering Services - Misc	37,663	-	-	-	-
31-81	Professional Servcies - Planning	3,500	6,313	10,000	30,000	15,000
31-99	Professional Services - Misc	94,380	77,006	125,000	187,108	4,880
34-22	Advertising & Marketing	-	12,907	12,000	10,000	8,000
34-61	Main Street Grant Award	10,000	10,000	-	-	-
34-99	Contractual Services - Misc	-	-	8,141	50,000	-
40-11	Travel & Training	395	-	2,400	2,485	1,000
41-34	Data Lines	244	-	-	-	-
42-11	Postage	2	28	42	50	50
43-11	Electric - City Facilities	10,569	14,315	15,000	16,000	8,000
43-31	Trash Removal	470	2,320	2,066	1,903	2,000
43-51	Water & Sewer - City	4,940	5,225	7,000	4,397	4,000
43-73	Street Light Fee	768	-	770	770	770
43-81	Stormwater Assessment	3,523	-	3,590	3,590	3,590
45-11	Liability Insurance - Comp. General	-	6,902	-	-	-
45-21	Building & Contents Insurance	17,174	18,791	17,136	25,366	17,200
46-11	Maint - Bldg & Grounds	6,851	6,046	-	-	-
46-12	Maint - Hacienda Hotel	17,475	36	-	-	-
46-13	Maint - Old Post Office/Business Incubator	37,966	28,487	-	6,013	-
46-23	Maint - Copiers	-	-	119	-	100
49-11	Legal Advertising	-	43	-	500	50
49-51	Redevelopment Incentives	-	36,334	250,000	450,000	222,590
49-51	Residential Incentives	-	-	25,000	100,000	100,000
49-99	Other Current Charges - Misc	3,287	2,008	19,150	32,400	5,000
51-11	Office Supplies - General	298	-	15	500	250
54-11	Dues & Memberships	495	-	495	300	500
54-61	Books & Publications	-	435	-	75	85
TOTAL OPERATING		\$ 259,319	\$ 231,691	\$ 497,924	\$ 926,457	\$ 393,065
62-33	Building Improvements - Hacienda Hotel	-	-	940,000	940,000	950,000
62-99	Building Improvements - Business Incubator	-	-	26,278	50,000	20,000
63-41	Commercial Area Improvements (Parking)	-	-	42	-	-
63-43	Waterfront Activity Center	-	21,189	-	-	-
63-53	Main Street Landings Streetscape	250,389	-	-	-	-
64-18	Software	4,500	-	-	2,600	-
TOTAL CAPITAL		\$ 254,889	\$ 21,189	\$ 966,320	\$ 992,600	\$ 970,000
71-21	Principal Payments - Note A	-	437,000	5,497,000	5,497,000	-
71-23	Principal Payments - Note B	419,000	436,000	5,487,000	5,487,000	-
72-21	Interest Payments - Note A	-	122,240	109,464	109,464	-