



Budget Message

September 1, 2021

To the Honorable Mayor and Members of the City Council:

With this letter, I am pleased to present the City of New Port Richey's Annual Operating Budget and Five – Year Capital Improvement Program for the 2021-2022 fiscal year for your consideration. The budget was developed in accordance with the City Charter, the annual budget calendar, the stated financial management policies and guidelines of the City and City Council's strategic focus areas and direction. This budget, like preceding years' budgets, continues to recognize the external economic conditions that demand conservative approaches to managing expenses while delivering high quality services to residents and members of the business community.

Budget Overview & Economic Outlook

The impacts of COVID-19 have been profound and far-reaching. However, through the leadership of the City Council and city staff, New Port Richey has evolved and grown to be a smarter, more responsive, more compassionate, and more cohesive organization. The FY 2021 - 2022 Proposed Budget charts a course to move the City through the remainder of the pandemic and places the City back on a path towards a strong and bright future.

While the City felt significant impacts from the COVID-19 pandemic, we are moving forward with hope and optimism that the worst is behind us. We strategically bridged the financial turmoil created by the pandemic through reduced spending and the use of COVID-19 relief funding wherever possible. This budget continues the process of holding the line and ensuring that our revenues support our expenditures. In doing so, difficult decisions were made about funding priorities and the FY 2021/2022 Proposed Budget continues the cost-saving initiatives that we put into place last year.

While this budget begins our recovery from the COVID-19 pandemic, many of the General Fund revenues will continue to experience decreases or remain stagnant in FY 2022; while others are not expected to return to normal until FY 2024. Included in the proposed Operating Budget are federal funds from the American Rescue Plan Act. The City will be allotted approximately \$8 million over the next 2 years to aid in economic recovery.

In respect to the City Council goals, the budget provides a long-term perspective and commitment to provide the best possible service at the lowest cost. The budget reflects a proactive approach which provides for the City to continue building on the past while providing for its future.

The proposed FY 2021-2022 budget reflects an overall decrease of 3.2%, or \$2,386,710, in expenditures over 2020-2021's total Operating Budget. The total budgeted expenditures from all budgeted funds for FY 2021-2022 are approximately \$73,239,890, compared to \$75,626,710 for FY 2020-2021.

As always, the priorities established for the preparation of the FY 2021-2022 Operating Budget are in alignment with the City Council's vision for the City. Highlights are as follows:

- Ensure the continued fiscal health of the City
- Provide a safe environment and maintain a high level of preparedness in order to respond to and recover from emergency or other crisis
- Protect and maintain the City's investment in its infrastructure and emulate a standard of well-maintained properties
- Continue to support the existing business community and encourage new private sector development
- Continue to provide high service levels and quality-of-life amenities
- Employ technology to improve and expand service opportunities and the efficiency of service delivery

The City Council's vision is relied upon to prioritize resources to support the projects, programs and activities that have the greatest potential for achieving their goals and are intended to address the City's most pressing needs.

Governmental Accounting and Budgets

Governmental accounting is based on the principal of accountability and is applied in the form of fund accounting. A fund is a self-contained accounting entity with its own assets, liabilities, revenues, expenditures, and fund balance. The City maintains operating, capital, and trust funds, all of which fall into one of the following three categories:

1. Governmental funds are used to account for tax supported activities. The fund types may be as follows:
 - General
 - Special Revenue
 - Capital Project
 - Debt Service
 - Permanent

2. Proprietary funds are used to account for business activities, including internal service activities, where goods or services are apportioned on a cost-reimbursement basis. The fund types are as follows:
 - Enterprise
 - Internal Service

3. Fiduciary funds are used to account for resources held by the government as a trustee or agent. The fund types are as follows:
 - Agency
 - Investment
 - Pension
 - Private Purpose Trust

Budgets are used internally and externally and are a force of law in that funds must be used in accordance with laws and regulations. Budgets include both estimated revenues and expenditures. A budget establishes a spending plan for a year and may only be adjusted during the year to reflect new opportunities or changes in circumstances with approval from the City Council.

General Fund Revenue

The FY 2021-2022 General Fund budget is balanced without the use of prior year reserves. The total General Fund Revenue Budget is \$25,732,690, which includes transfers in from other governmental funds of \$2,189,850 and contributions from enterprise funds in the amount of \$4,391,660.

Tax Rate and Tax Roll

On July 1, 2021, the Pasco County Property Appraiser provided estimated municipal gross taxable values to cities under its jurisdiction. The average taxable value of all properties increased by 8.3%. The total taxable property value of \$668,102,256 in 2020 increased to \$723,785,834 in 2021.

Approximately 56% of the just value of property in the city is residential. 28% of the total value is commercial property and 7% is attributed to governmental and institutional property. Personal property values equated to 9% of the total.

The proposed budget is based on a property tax rate of 8.5000 mills (one mill equals one dollar of tax per one thousand dollars in value), which is a decrease of .2500 mills from last year.

Staffing Levels

In order to effectively navigate the City Council's vision, it is essential for the Administration to maintain the appropriate staffing levels. Several staffing changes are proposed in the 2021 -2022 Operating Budget which, in total, reflects an increase of 9 full-time equivalent employees for the fiscal year. The proposed budget also continues the provision of health insurance coverage to employees and retirees of the City.

Capital Improvement Program

The total expenditures earmarked as capital expenditures for FY 2021-2022 is \$18,502,500. This amount represents \$5,214,500 less than what was budgeted in the previous fiscal year. Of that total, \$280,000 is dedicated to support general fund capital improvements, \$606,000 is appropriated for stormwater utility projects, \$1,350,000 is dedicated to parks and recreation, \$5,179,500 is dedicated to support public safety and public facilities, and \$465,000 is reserved for transportation. Additionally, \$5,162,000 is being allocated to water and sewer construction projects, \$1,455,000 is dedicated to redevelopment efforts, and \$4,005,000 is dedicated to road and street improvements. The capital budget is a five-year plan for capital expenditures.


Summary

Overall, the FY 2021-2022 Operating Budget presents a spending plan that reflects the priorities, policies, and goals of the City Council and the citizens it represents. The proposed plan continues to move the City towards achieving many of the priorities of the City Council in the areas of fiscal sustainability, preservation of infrastructure, and conservation.

In closing, I wish to thank all the members of the City Council for their direction in establishing the City's strategic plan, their steadfastness in the review and approval of this budget document and for their commitment to fiscal responsibility.

I would also like to thank the staff for their efforts in preparing the budget document. Your service and professionalism are appreciated. The budget is the result of many months of effort from both elected officials and City staff and is a long-term perspective and commitment to provide the best possible service at the lowest cost.

Respectfully Submitted,

A handwritten signature in blue ink, appearing to read "Debbie L. Manns", with a large, sweeping flourish extending to the right.

Debbie L. Manns
City Manager

GENERAL FUND

001 REV CODE	CLASSIFICATION	AMENDED				BUDGET
		ACTUAL FY18-19	ACTUAL FY19-20	ESTIMATE FY20-21	BUDGET FY20-21	AMOUNT FY21-22
311100	Current Ad Valorem Taxes	4,939,351	5,282,194	5,150,870	5,533,040	5,844,570
311200	Delinquent Ad Valorem Taxes	17,535	10,340	40,000	40,000	40,000
314100	Electric Utility Tax	1,484,986	1,580,380	1,402,550	1,440,000	1,485,000
314400	Gas Utility Tax	14,072	14,036	-	-	-
314800	Propane Utility Tax	47,071	44,268	50,000	50,000	50,000
315250	Communications Services Tax	647,355	716,503	630,000	631,660	806,120
316100	Local Business Tax	132,344	166,580	161,000	160,000	160,000
	TOTAL TAXES	7,282,714	7,814,301	7,434,420	7,854,700	8,385,690
321110	Residential Rentals	68,410	72,235	75,000	90,000	70,000
322100	Building Permits	215,973	286,193	295,000	275,000	300,000
322150	Certificate of Use Program	-	-	-	35,000	35,000
322200	Building Code Surcharge	1,154	1,689	1,750	1,750	1,500
323100	Electric Franchise Fees	1,232,699	1,222,218	1,235,000	1,250,000	1,240,000
323400	Gas Franchise Fees	86,685	74,354	98,000	110,000	110,000
323700	Garbage Hauling Franchise Fees	118,054	184,586	125,000	125,000	130,000
329100	Other Licenses & Permits	-	-	-	1,000	1,000
329210	Development Review Fees	12,116	15,016	10,000	10,000	10,000
329600	Tree Removal/Replacement	-	12,750	12,750	10,000	10,000
	TOTAL LICENSES & PERMITS	1,735,091	1,869,041	1,852,500	1,907,750	1,907,500
331220	SNAP Grant	10,210	-	-	-	-
331280	Identity Theft & Fraud Grant	-	6,657	5,000	7,500	-
331531	Blight Removal	-	21,685	-	-	-
331540	Community Development Block Grant	196,811	-	-	-	275,000
331550	School District Reimb. for SRO	147,001	145,952	165,000	144,200	70,900
331580	FEMA Reimbursement	325,258	31,025	-	300,000	-
331590	CARES Act Funding	-	165,307	34,269	-	-
331591	ARPA Funding	-	-	-	-	1,593,390
331680	EBSCO Solar Library Grant	100,000	-	-	-	-
334240	Victims of Crime Act Grant	-	-	-	15,000	30,960
334260	AFG SCBA Grant	-	168,503	161,466	-	-
334280	EBT SNAP Program	7,419	4,808	15,000	15,000	10,000
334510	State Aid to Libraries Grant	22,272	21,980	21,980	21,000	13,000
334520	Library Serv & Tech Innov Grant	2,875	-	-	-	-
334600	FL Humanities Council Grant	9,500	-	-	-	-
335120	State Revenue Sharing	707,763	690,089	601,900	601,900	831,830
335140	Mobile Home Licenses	39,607	38,884	42,000	50,000	50,000
335150	Alcoholic Beverage Licenses	37,805	36,278	40,000	45,000	45,000
335180	Half-Cent Sales Tax	1,085,454	1,089,177	1,095,000	905,960	1,237,160
335200	Firefighters Supplemental Comp.	3,940	10,742	5,000	5,000	5,000
335240	State Excise Tax - Police Pension	220,931	229,821	200,000	229,820	230,000
335250	State Excise Tax - Fire Pension	108,190	114,779	125,000	114,770	125,000
335410	Rebate on Municipal Vehicles	17,336	16,991	18,000	20,000	20,000
338200	Mun. Share-County Occ. Licenses	16,583	14,184	17,500	18,000	18,000
	TOTAL INTERGOVERNMENTAL	3,058,955	2,806,862	2,547,115	2,493,150	4,555,240

GENERAL FUND, CONT.

001 REV CODE	CLASSIFICATION	AMENDED				BUDGET
		ACTUAL FY18-19	ACTUAL FY19-20	ESTIMATE FY20-21	BUDGET FY20-21	AMOUNT FY21-22
341200	Zoning Fees	3,050	200	5,000	5,000	5,000
341310	Administrative Fees	14,453	26,924	25,000	25,000	25,000
341330	Magistrate/Court Fees	28,050	1,950	30,000	30,000	30,000
341400	Cert., Copying & Record Search	52,218	59,704	55,000	55,000	55,000
341430	Notary Services	260	480	500	500	500
342100	Off-Duty Pay	273,453	174,784	154,260	200,000	180,000
342400	Emergency Service Fees	3,350	4,400	5,000	5,000	5,000
342510	Fire Inspection Fees	12,948	17,294	17,000	17,000	17,000
342520	Residential Rental Inspection Fees	15,550	1,450	3,000	3,000	3,000
343950	Street Lights - Eastbury Gardens	8,268	3,632	15,000	15,000	15,000
343960	Street Lights - Hillandale	18,565	17,342	20,000	20,000	20,000
343970	Street Lights - Ridgewood	11,270	10,666	15,000	15,000	15,000
343980	Street Lights - Barbara Ann	2,577	1,920	4,000	4,000	4,000
347110	Miscellaneous Proceeds - Library	15,514	8,977	9,500	20,000	10,000
347120	Gifts - Library	2,358	375	300	300	300
347130	Memorials - Library	225	40	50	50	50
347190	Book Store - Library	2,239	1,120	2,000	2,000	2,000
347220	Recreation Memberships	189,614	107,970	150,000	170,000	170,000
347230	Concessions - Machines	2,514	2,211	3,000	3,000	2,500
347240	Recreation Daily Fees	167,775	71,344	135,000	140,000	150,000
347250	Rentals	86,530	30,619	53,000	60,000	60,000
347270	Lesson Fees	9,282	225	9,000	10,000	10,000
347280	Percentage of Classes	70,331	40,406	49,000	55,000	60,000
347290	Summer Program Fees	42,396	25,734	50,000	50,000	50,000
347300	City Sponsored Programs	12,048	4,578	8,000	8,000	15,000
347-61	Concession Stand	926	-	2,000	2,000	2,000
347320	Recreational Trips	5,488	-	5,000	5,000	5,000
347330	Red Cross Classes	3,878	528	3,600	3,600	2,000
347340	Swim/Recreation Accessories	1,234	276	2,000	2,000	2,000
347370	Camps	1,569	730	2,000	2,000	2,000
347410	Special Events Reimbursement	66,032	24,030	40,000	40,000	45,000
TOTAL CHARGES FOR SERVICES		1,123,965	639,909	872,210	967,450	962,350
351100	Court Fines	70,285	67,725	65,000	65,000	70,000
351110	Civil Infraction Fines	17,628	41,178	84,150	90,000	90,000
351200	Parking Fines	-	30	500	500	-
351210	Red Light Fines	1,911,699	1,569,649	2,000,000	2,000,000	1,800,000
351300	Police Education	10,676	7,799	10,000	10,000	10,000
352100	Library Fines	8,111	3,502	5,000	5,000	5,000
354100	Code Enforcement Fines/Court Costs	228,331	236,102	238,000	620,000	200,000
354110	Lot Clearing/Mowing Fines	1,354	460	1,000	1,000	1,000
354120	Investigations - Recovery	28,043	30,925	15,000	15,000	15,000

GENERAL FUND, CONT.

001 REV CODE	CLASSIFICATION	ACTUAL FY18-19	ACTUAL FY19-20	ESTIMATE FY20-21	AMENDED BUDGET FY20-21	BUDGET AMOUNT FY21-22
358200	Impound Lot	14,8507	69,733	150,000	150,000	150,000
359100	Other Fines and Forfeits	12,329	48,412	30,000	30,000	10,000
359110	Unclaimed Evidence	616	17,559	15,000	15,000	5,000
359120	Contraband Forfeitures	7,621	-	30,000	30,000	10,000
359130	Equitable Sharing - DOJ/DEA	23,780	181,340	-	-	15,000
TOTAL FINES & FORFEITURES		2,468,980	2,274,414	2,643,650	3,031,500	2,381,000
361100	Interest - Investments	16,635	11,537	15,000	15,000	15,000
361130	Interest - Taxes	19,088	16,137	22,000	25,000	25,000
361120	Interest - S.B.A.	29,122	9,298	30,000	30,000	30,000
361250	Interest - FMIvT	5,860	4,878	5,000	5,000	5,000
362140	Rent - Chamber of Commerce	3,600	5,750	5,400	5,400	5,400
362180	Rent - Cavalaire Square	500	-	-	-	-
364220	Surplus Land Sales	-	-	-	-	850,000
364420	Insurance Proceeds	38,664	65,991	-	-	-
366900	Contributions and Donations	1,190	3,568	-	-	-
366910	Contributions - Police	9,914	1,650	-	-	-
366920	Donations - Recreation	6,234	3,500	-	-	-
366930	Contributions From Friends-Library	-	2,971	-	-	-
366980	Contributions - Fire	-	500	-	-	-
369210	Vacant/Foreclosed Property Registry	7,200	10,050	10,000	10,000	9,000
369300	Refund of Prior Year Expense	8,867	53,407	5,000	5,000	5,000
369710	Returned Check Charge	155	108	-	-	-
369900	Other Miscellaneous Revenue	8,146	12,265	15,000	15,000	15,000
381310	Transfer from Street Improv. Fund	350,000	432,140	484,760	484,760	421,820
381320	Transfer from CRA Fund - Admin. Serv.	315,870	375,620	376,110	376,110	267,790
381330	Transfer from CRA Fund - Loan Repayment	-	-	619,310	619,310	619,310
381600	Transfer from Capital Improv. Fund	875,198	688,840	573,290	573,290	880,930
384500	Loan Proceeds - Fire Truck	-	-	886,000	886,000	-
TOTAL MISCELLANEOUS REVENUE		1,696,243	1,698,210	3,046,870	3,049,870	3,149,250
382100	Contribution from W & S Fund	3,265,080	3,286,860	3,598,290	3,598,290	3,384,960
382110	Contribution from W & S Fund - TBW Int	328,730	302,620	275,220	275,220	246,420
382120	Contribution from W & S Fund -PILOFF	560,000	594,100	611,930	611,930	630,280
382200	Contrib. from Stormwater Utility Fund	130,000	130,000	130,000	130,000	130,000
TOTAL OTHER		4,283,810	4,313,580	4,615,440	4,615,440	4,391,660
TOTAL REVENUES PRIOR TO FUND BALANCE		21,649,758	21,416,317	23,012,205	23,919,860	25,732,690
389900	Prior Yr Fund Bal-Unassigned	710,789	383,405	230,816	-	-
TOTAL FUND BALANCE		710,789	383,405	230,816	-	-
GENERAL FUND REVENUES		\$ 22,360,547	\$ 21,799,722	\$ 23,243,021	\$ 23,919,860	\$ 25,732,690

CITY COUNCIL

IT IS THE MISSION OF THE CITY COUNCIL TO...

provide cohesive leadership that engages stakeholders in the cultivation of the City's vision.

DESCRIPTION

The City Council is the legislative body that consists of the Mayor, Deputy Mayor, and 3 Council Members. The City Council has the authority to initiate hearings for the purpose of gathering information for ordinance making and airing public problems and to supervise the spending of appropriations.

The City Council's powers consist of:

- Adopting all ordinances and budget
- Authorizing bond issues
- Establishing municipal policy
- Levying taxes
- Making appropriations
- Providing for the internal structure of the local government



CITY COUNCIL

001011					AMENDED	BUDGET
EXP		ACTUAL	ACTUAL	ESTIMATE	BUDGET	AMOUNT
CODE	CLASSIFICATION	FY18-19	FY19-20	FY20-21	FY20-21	FY21-22
41311	Part-Time Wages	18,600	18,600	18,600	18,600	18,600
42111	Social Security Matching	1,408	1,423	1,430	1,430	1,430
TOTAL PERSONNEL SERVICES		\$ 20,008	\$ 20,023	\$ 20,030	\$ 20,030	\$ 20,030
43111	City Attorney Services	134,912	96,287	92,400	92,400	92,400
43199	Professional Services - Misc	24,215	24,787	5,000	10,000	5,000
44011	Travel & Training	7,496	2,789	9,000	9,000	10,000
44211	Postage	5,382	1,127	100	500	500
44799	Printing & Binding - Misc	2,863	-	-	-	-
44810	Cultural Affair Events	11,321	12,055	5,000	18,000	15,000
44811	Environmental Committee Events	-	800	1,500	1,500	-
44812	West Pasco Historical Society	-	-	20,000	20,000	20,000
44961	Special Events	50,000	30,000	15,000	50,000	60,000
44999	Other Current Charges - Misc	23,080	17,369	10,000	10,000	12,000
45111	Office Supplies - General	1,171	720	200	200	200
45225	Software Licenses/Support	-	100	-	-	-
45231	Clothing & Apparel	143	267	300	300	500
45243	Computer/Operating Supplies	1,660	1,774	1,500	1,500	1,500
45291	Operating Supplies- Disaster	-	1,681	500	500	500
45411	Dues & Memberships	5,850	5,053	5,500	5,500	5,500
45461	Books and Publications	421	642	700	700	700
49995	Settlement Agreement	1,764	1,764	294	1,770	-
TOTAL OPERATING		\$ 270,278	\$ 197,215	\$ 166,994	\$ 221,870	\$ 223,800
TOTAL EXPENDITURES		\$ 290,286	\$ 217,238	\$ 187,024	\$ 241,900	\$ 243,830

ADMINISTRATION - CITY MANAGER

IT IS THE MISSION OF THE CITY MANAGER'S OFFICE TO

provide thoughtful, effective planning for the City's future growth and development and maintain effective communication between the City Council, city employees, and New Port Richey residents.

DESCRIPTION

The City Manager works on projects and initiatives that support the entire organization and benefit the community at large. As the umbrella for all other city departments, the City Manager facilitates and coordinates the work of all departments to ensure that policies and goals of the Council are met. Included in her duties are:

- Policy and Administration – The City Manager works directly with the City Council in policy making for the City and is responsible for the development of administrative action to ensure implementation of the City Council's vision, goals, and critical result areas.
- Communications - A majority of the communication to the City Council, the media, and general public comes through the City Manager. This includes the City's newsletter, press releases, and media briefings.
- Economic Development - The City Manager is the Executive Director of the Community Redevelopment Agency and leads efforts related to economic development within the City.
- Community Engagement - The City Manager is the liaison with neighborhood groups, social service agencies, civic groups, and other governmental bodies working to foster communication, collaboration and cooperation between and among these groups and the City.
- Intergovernmental Relations - The City Manager works with elected officials from the County, State, and Federal government to coordinate grants and legislative issues affecting our community.



Authorized Personnel – Full-time Equivalent			
Position/Title	FY18-19	FY20-21	FY21-22
City Manager	.70	.70	.70
Exec. Asst. to City Manager	.75	.75	.75
Total	1.45	1.45	1.45

CITY MANAGER

001021		AMENDED				BUDGET
EXP		ACTUAL	ACTUAL	ESTIMATE	BUDGET	AMOUNT
CODE	CLASSIFICATION	FY18-19	FY19-20	FY20-21	FY20-21	FY21-22
41111	Dept Head Salaries	126,844	93,138	94,210	94,210	97,830
41210	Regular Exempt Salaries	48,216	48,992	49,993	49,930	51,530
41512	Gas/Car Allowance	6,000	6,000	6,000	6,000	6,000
42111	Social Security Matching	13,249	10,953	11,020	11,020	11,790
42211	Florida Retirement System	34,340	21,167	22,600	22,600	23,450
42311	Health Insurance	18,503	9,580	10,260	10,260	12,470
42312	Life Insurance	261	67	70	70	90
42313	Accidental Death & Disab Insurance	20	10	30	30	40
42314	Group Term Life Insurance	119	63	70	70	70
42426	Workers Comp - Clerical (8810)	362	275	340	340	350
TOTAL PERSONNEL SERVICES		\$ 247,914	\$ 190,245	\$ 194,593	\$ 194,530	\$ 203,620
31-99	Professional Services - Misc	-	-	24,930	24,930	-
44011	Travel & Training	5,537	3,092	1,000	1,000	7,500
44121	Telephone - Local	2,030	3,242	1,500	1,500	1,500
44211	Postage	375	177	100	100	100
44481	Lease - Copier	2,390	1,341	500	500	500
44799	Printing & Binding	-	1,632	250	250	250
44999	Other Current Charges - Misc	3,657	29	200	200	200
45111	Office Supplies - General	2,949	2,507	1,000	1,000	2,000
45231	Clothing & Apparel	-	184	200	200	200
45243	Computer/Operating Supply	1,445	422	1,000	1,000	500
45299	Operating Supplies - Misc	1,111	1,577	1,200	1,200	1,500
45411	Dues & Memberships	2,566	2,202	2,700	2,700	2,700
45461	Books & Publications	383	182	300	300	300
TOTAL OPERATING		\$ 22,443	\$ 16,587	\$ 34,880	\$ 34,880	\$ 17,250
46411	Office Furniture/Fixtures	-	-	4,100	4,100	-
TOTAL CAPITAL		\$ -	\$ -	\$ 4,100	\$ 4,100	\$ -

TOTAL EXPENDITURES **\$ 270,357** **\$ 206,832** **\$ 229,473** **\$ 229,410** **\$ 220,870**

ADMINISTRATION - HUMAN RESOURCES

IT IS THE MISSION OF HUMAN RESOURCES TO

support the respective departments of the City by providing assistance in developing a work environment geared to enhance job satisfaction and, in doing so, ensuring that the services delivered to our internal and external customers are done so in a high quality fashion.

DESCRIPTION

Human Resources maintains a customer focus for both the internal and external customer, providing services to employees and citizens alike. The specific duties of the Division includes the following:

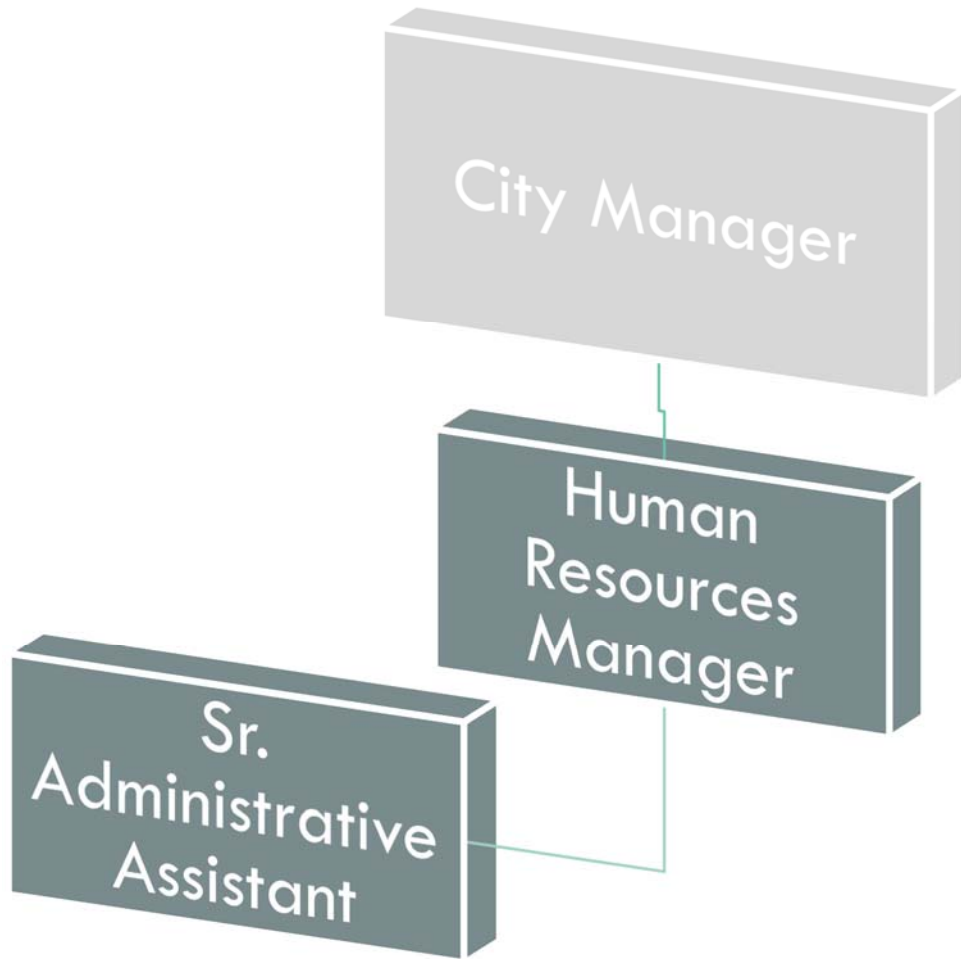
- Recruit, retain and develop the most qualified individuals for employment with the City
- Management of the employee benefits program to include the functions as noted below:
 - Wage and Classification System
 - Group Health, Dental and Optical Care Insurance
 - Holiday and Annual Leave
 - Educational Assistance Program
- Administration of the Workers' Compensation/Disability Leave Program
- Negotiate for public risk management coverage and administer the requisite responsibilities of the program

ACCOMPLISHMENTS OF FY21

- Worked with consultant to complete the first phase of the city-wide salary survey
- Reviewed and updated the City's Personnel Rules and Regulations Manual
- Provided support in the ratification of a labor contract between the City and the IAFF Local 1158 Firefighters Union
- Worked with the City Manager to effectuate a minimal increase to the City in the renewal of healthcare insurance
- Continued the Customer Service Standards Best Practice platform that ensures consistency and demonstrates professionalism in our service to external and internal customers

FY22 INITIATIVES

- Work with consultant to complete phase 2 and 3 of the city-wide salary survey
- Provide support with the upcoming Police labor union negotiations so that ratification can be met
- Continue to work with Public Risk Management of Florida on continued employee based training



Authorized Personnel – Full-time Equivalent			
Position/Title	FY19-20	FY20-21	FY21-22
Human Resource Manager	1	1	1
Senior Administrative Assistant	1	1	1
Total	2	2	2

HUMAN RESOURCES

001022						AMENDED	BUDGET
EXP		ACTUAL	ACTUAL	ESTIMATE	BUDGET	AMOUNT	
CODE	CLASSIFICATION	FY18-19	FY19-20	FY20-21	FY20-21	FY21-22	
11-11	Dept Head Salaries	-	-	-	-	85,280	
41112	Division Head Salaries	57,574	59,946	59,300	59,300	60,780	
41299	Regular Salaries & Wages	30,726	34,381	33,860	33,860	35,460	
41531	Education Reimbursement	6,398	3,130	5,000	5,000	8,000	
42111	Social Security Matching	6,664	7,009	7,140	7,140	13,890	
42211	Florida Retirement System	7,345	8,389	7,890	7,890	25,760	
42311	Health Insurance	10,072	16,280	17,420	17,420	22,300	
42312	Life Insurance	33	36	120	120	180	
42313	Accidental Death & Disab Insurance	4	4	20	20	60	
42426	Workers Comp - Clerical (8810)	190	181	240	240	320	
42511	Unemployment Compensation Claims	7,127	20,970	9,000	9,000	20,000	
TOTAL PERSONNEL SERVICES		\$ 126,133	\$ 150,326	\$ 139,990	\$ 139,990	\$ 272,030	
43112	Labor Attorney Services	2,323	5,435	10,000	10,000	12,000	
43133	Employee Assistance Program	5,250	-	-	-	-	
43199	Professional Services - Misc	10,873	10,925	30,000	30,000	15,000	
43413	Employee Support Program	12,043	7,004	7,000	7,000	15,000	
44011	Travel & Training	1,247	157	-	-	1,000	
44121	Telephone - Local	1,046	1,340	800	800	800	
44134	Data Lines	-	-	300	300	300	
44211	Postage	281	107	80	80	80	
44481	Lease - Copier	791	792	500	500	500	
44511	Liability Insurance - Comp. General	125,441	122,368	128,480	128,480	131,050	
44521	Building & Contents Insurance	141,328	152,341	189,258	214,260	204,400	
44522	Pollution Insurance	4,625	4,774	4,896	4,860	5,000	
44523	Automobile & Truck Insurance	58,524	73,448	65,535	61,490	66,850	
44591	Insurance - Deductibles	122,183	98,326	108,191	118,200	100,360	
44590	Insurance - Miscellaneous	2,563	3,529	2,000	2,000	2,000	
44799	Printing & Binding	-	723	500	500	500	
44915	Classified Advertising	6,308	8,348	7,000	7,000	8,000	
44966	Employee Incentives	11,250	11,925	11,930	11,930	12,000	
45111	Office Supplies - General	1,144	1,661	500	500	600	
45231	Clothing & Apparel	79	99	100	100	200	
45243	Computer/Operating Supply	202	3,686	1,330	1,330	2,760	
45254	Training Supplies - General	200	-	250	250	250	
45411	Dues & Memberships	263	251	500	500	500	
45461	Books & Publications	199	-	-	-	-	
TOTAL OPERATING		\$ 508,163	\$ 507,239	\$ 569,150	\$ 600,080	\$ 579,150	

TOTAL EXPENDITURES **\$ 634,296** **\$ 657,565** **\$ 709,140** **\$ 740,070** **\$ 851,180**

ADMINISTRATION - CITY CLERK

IT IS THE MISSION OF THE CITY CLERK TO

set a standard of excellence in providing a communications link between New Port Richey citizens and the various city departments and functions; to conduct council meetings, municipal elections, and any other business of the City Clerk's Office with the highest integrity; and to ensure accurate, timely, and thorough record-keeping and records maintenance.

DESCRIPTION

The City Clerk is known as the "keeper of the records". The City Clerk prepares and maintains official city records, including City Council agendas and minutes, and serves as the Records Management Liaison Officer to the state archives - maintaining, storing, and disposing of the City's public records in accordance with Florida Statutes. The City Clerk also serves as lead contact for all public records requests, administers oaths, manages municipal elections, and acts as official custodian of the city seal.

ACCOMPLISHMENTS OF FY21

- City ordinances and resolutions, from 1924 to present have been organized, catalogued, preserved and archived
- City Council meeting minutes, from 1924 to present, have been prepared for presentation and archival purposes
- Established a comprehensive ordinance/resolution database that is accessible to and searchable by City staff

FY22 INITIATIVES

- Continue work on achieving Master Municipal Clerk certification
- Create a searchable database for historic city documents (e.g. – easements, deeds, etc.)
- Ensure continued compliance with Public Records law

City
Manager

City Clerk

Authorized Personnel – Full-time Equivalent			
Position/Title	FY19-20	FY20-21	FY21-22
City Clerk	.25	.25	.25
Total	.25	.25	.25

CITY CLERK

001023		AMENDED				BUDGET
EXP		ACTUAL	ACTUAL	ESTIMATE	BUDGET	AMOUNT
CODE	CLASSIFICATION	FY18-19	FY19-20	FY20-21	FY20-21	FY21-22
41112	Division Head Salaries	15,751	16,017	16,260	16,260	16,740
42111	Social Security Matching	1,167	1,236	1,250	1,250	1,280
42211	Florida Retirement System	1,310	1,372	1,380	1,380	1,520
42311	Health Insurance	2,627	2,792	3,180	3,180	3,380
42312	Life Insurance	5	5	20	20	20
42313	Accidental Death & Disab Insurance	1	1	10	10	10
42426	Workers Comp - Clerical (8810)	36	36	40	40	40
TOTAL PERSONNEL SERVICES		\$ 20,897	\$ 21,459	\$ 22,140	\$ 22,140	\$ 22,990
43423	Elections	8,376	-	11,060	11,060	8,000
44011	Travel & Training	3,755	537	850	850	2,200
44121	Telephone - Local	491	493	500	500	500
44211	Postage	283	72	80	80	80
44481	Lease - Copier	683	326	500	500	500
44731	Code Book Update Service	6,872	6,069	6,000	6,000	7,000
44799	Printing & Binding	-	266	-	350	350
44911	Legal Advertising	17,092	27,971	28,000	28,000	28,000
44921	Legal Recordings	5,876	5,072	6,900	6,900	6,900
44981	Flowers	348	674	700	700	700
44999	Other Current Charges - Misc.	955	-	-	-	-
45111	Office Supplies - General	200	1,593	750	750	2,000
45231	Clothing & Apparel	-	28	100	100	100
45243	Computer/Operating Supplies	61	4,655	250	250	250
45291	Operating Supplies - Disaser	-	423	-	-	-
45411	Dues & Memberships	775	427	300	300	400
45461	Books & Publications	26	-	50	50	50
TOTAL OPERATING		\$ 45,793	\$ 48,606	\$ 56,040	\$ 56,390	\$ 57,030

TOTAL EXPENDITURES \$ 66,690 \$ 70,065 \$ 78,180 \$ 78,530 \$ 80,020

ADMINISTRATION - TECHNOLOGY SOLUTIONS

IT IS THE MISSION OF TECHNOLOGY SOLUTIONS TO

manage the City's information in an efficient manner; to provide service and support to all city departments, assisting users in the most effective utilization of the system; to ensure that information and system resources are accessible and usable by maintaining system up-time and availability; and to ensure the integrity of applications and data by maintaining strong security and system continuity procedures.

DESCRIPTION

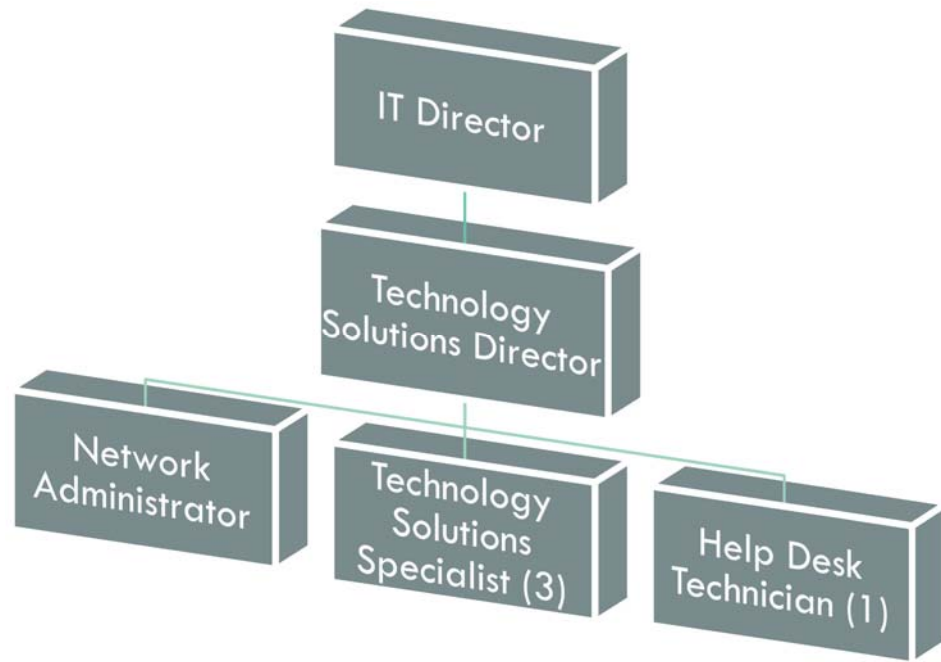
Technology Solutions oversee the administration and management of all the city telecommunication and data systems. Technology Solutions provides assistance for any questions related to desktops, mobile computers, network printers, software and computer applications, and telephone systems. The Division manages the City's network, which includes all city servers, wireless network, and domain controls. The Division also oversees systems that store and manage information and data, such as the city's email system and the Geographic Information System (GIS).

ACCOMPLISHMENTS OF FY21

- Successfully migrated from the Tyler Technologies 11.3 platform to the 2019 platform
- Configured and deployed 4 new servers to support Tyler Technologies ERP
- Installed new CCTV cameras at Public Works with direct feed to the Police Department
- Completed set up of camera system and data connections at parking garage
- Completed technology renovation improvements, including CCTV camera system, AV system, access control and networking topology
- Implemented new point-of-sale software at the Recreation & Aquatics Center
- Reviewed and updated the City's Technology Policy
- Updated Microsoft 2010 exchange server to Microsoft 365
- Deployed new Fire Department reporting software

FY22 INITIATIVES

- Critical software enhancements:
 - Complete network segmentation in order to increase security and follow industry best practices
 - Expand security defense and monitoring tools
 - Implement additional data connections between buildings, providing resiliency and expanding infrastructure
 - Address additional cabling needs within city facilities
- Digitalization of legacy documents:
 - Deploy new document management software
 - Scan and index clerk documents, blueprints, and other files
 - Convert legacy image data from Alchemy to new product solution
- Data security and incident response assessment:
 - Conduct network assessment, which includes penetration testing, NAC testing, and ethical hacking
 - Review current backup strategies and solutions
 - Complete incident response exercises
- Implement changes to SCADA environment:
 - Implement new network segment and physical layers



Authorized Personnel – Full-time Equivalent			
Position/Title	FY19-20	FY20-21	FY21-22
IT Director	0	0	1
Technology Solutions Director	1	1	1
Network Administrator	1	1	1
Technology Solutions Specialist	1	2	2
Technology Solutions GIS Specialist	0	0	1
Help Desk Technician	1.4	1	1
Total	4.4	5	7

TECHNOLOGY SOLUTIONS

001024		AMENDED				BUDGET
EXP		ACTUAL	ACTUAL	ESTIMATE	BUDGET	AMOUNT
CODE	CLASSIFICATION	FY18-19	FY19-20	FY20-21	FY20-21	FY21-22
41111	Dept Head Salaries	-	-	-	-	92,000
41112	Division Head Salaries	84,166	87,424	85,510	85,510	87,650
41210	Regular Exempt Salaries	50,735	52,678	52,110	52,110	52,900
41299	Regular Full-Time Wages	72,393	48,288	92,040	92,040	159,600
41311	Part-Time Wages	15,929	7,501	-	-	-
41411	Overtime Wages	4,493	6,973	5,700	2,140	6,000
41527	Standby Time	-	-	-	-	2,000
42111	Social Security Matching	17,141	15,106	17,740	17,740	22,780
42211	Florida Retirement System	18,812	18,022	19,640	19,640	27,100
42311	Health Insurance	22,372	21,544	30,490	30,490	52,260
42312	Life Insurance	72	59	270	270	360
42313	Accidental Death & Disab Insurance	9	8	140	140	180
42426	Workers Comp - Clerical (8810)	888	890	600	600	540
TOTAL PERSONNEL SERVICES		\$ 287,010	\$ 258,493	\$ 304,240	\$ 300,680	\$ 503,370
43199	Professional Services	-	-	-	-	15,000
43499	Contractual Services - Misc	38,425	42,273	33,000	33,000	36,000
44011	Travel & Training	4,052	4,069	-	-	4,200
44121	Telephone - Local	11,588	11,967	12,000	12,000	12,900
44134	Data Lines	29,105	27,812	29,600	29,600	29,540
44211	Postage	307	-	50	50	50
44429	Rent - Software	379,536	454,697	383,020	383,020	473,260
44481	Lease - Copier	-	52	70	70	70
44621	Maintenance & Repairs - Equipment	11,760	6,478	12,500	12,500	8,000
44625	Maintenance & Repairs- AV Equipment	-	1,164	1,500	1,500	2,000
44799	Printing & Binding	-	46	50	50	50
45111	Office Supplies - General	1,296	1,561	500	500	1,000
45231	Clothing & Apparel	-	-	300	300	550
45243	Computer/Operating Supply	9,052	13,442	10,000	10,000	15,000
45253	Operating Supplies - Train Rm	326	1,066	500	500	500
45291	Operating Supplies - Disaster	-	151	-	-	-
45411	Dues & Memberships	325	200	500	500	500
TOTAL OPERATING		\$ 485,772	\$ 564,978	\$ 483,590	\$ 483,590	\$ 598,620
46413	Data Processing Equipment	107,447	12,800	10,000	10,000	54,870
46418	Software	145,905	103,852	44,000	44,000	48,870
46431	Special Purpose Equipment	-	26,907	60,000	60,000	60,000
TOTAL CAPITAL		\$ 253,352	\$ 143,559	\$ 114,000	\$ 114,000	\$ 163,740

TOTAL EXPENDITURES **\$ 1,026,134** **\$ 967,030** **\$ 901,830** **\$ 898,270** **\$ 1,265,730**

5-YEAR CAPITAL EQUIPMENT/IMPROVEMENT PROGRAM TECHNOLOGY SOLUTIONS

EXP CODE	CLASSIFICATION	FY 21-22	FY 22-23	FY 23-24	FY 24-25	FY 25-26
46413	<i>Data Processing Equipment</i>					
	E-lan 1GB Facility connections	54,860	-	-	-	-
	TOTAL	54,860	-	-	-	-
46418	<i>Software</i>					
	EnerGov Licenses	23,520	-	-	-	-
	Project Management Software	12,590	-	-	-	-
	Public Record Management Software	12,750	-	-	-	-
	TOTAL	48,860	-	-	-	-
46431	<i>Special Purpose Equipment</i>					
	A/V Camera Improvements to Council Chambers	50,000	-	-	-	-
	City Hall Access Control System	10,000	-	-	-	-
	TOTAL	60,000	-	-	-	-
DIVISION TOTAL		\$ 163,720	\$ -	\$ -	\$ -	\$ -

ADMINISTRATION – ADMINISTRATIVE SERVICES

IT IS THE MISSION OF ADMINISTRATIVE SERVICES TO

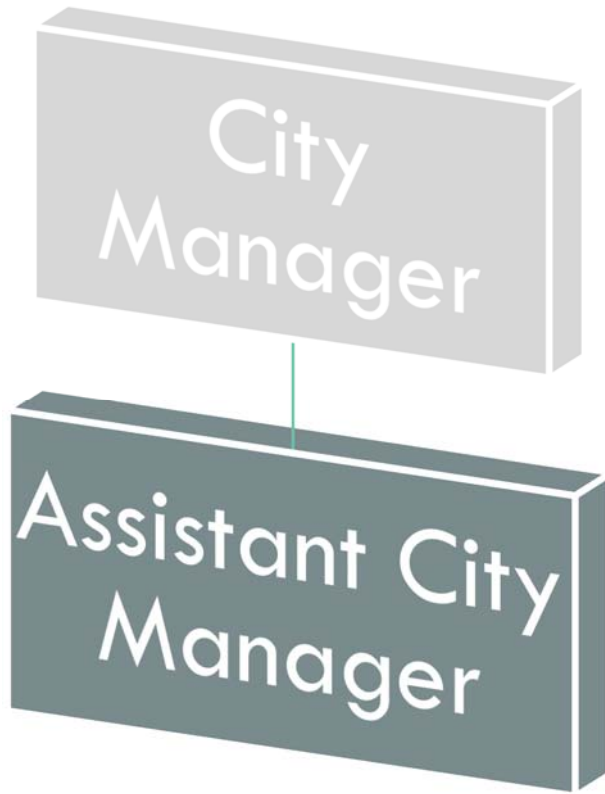
provide assistance to the City Manager, as needed, while focusing on special assigned projects; provide the City Manager with appropriate research, summarized and presented in a professional manner, that will enhance the effective discharge of the administrative responsibilities of the City Manager's Office.

DESCRIPTION

The Administrative Services Division is a division that caters to the specific needs of the City Manager and focuses on the completion of projects, specifically designated by the City Manager.

ACCOMPLISHMENTS OF FY21

- Reviewed and updated the City's Personnel and Regulations Manual



Authorized Personnel – Full-time Equivalent			
Position/Title	FY19-20	FY20-21	FY21-22
Assistant City Manager	0	1	0
Total	0	1	0

ADMINISTRATIVE SERVICES

001025		AMENDED				BUDGET
EXP		ACTUAL	ACTUAL	ESTIMATE	BUDGET	AMOUNT
CODE	CLASSIFICATION	FY18-19	FY19-20	FY20-21	FY20-21	FY21-22
41111	Department Head Salaries	-	5,706	65,065	88,300	-
41512	Gas/Car Allowance	-	3,000	3,000	3,000	-
42111	Social Security Matching	-	653	5,088	6,370	-
42211	Florida Retirement System	-	1,557	8,262	8,410	-
42311	Health Insurance	-	659	5,179	8,710	-
42312	Life Insurance	-	2	12	60	-
42313	Accidental Death & Disab Insurance	-	1	2	30	-
42426	Workers Comp - Clerical (8810)	-	10	181	200	-
TOTAL PERSONNEL SERVICES		\$ -	\$ 11,588	\$ 86,789	\$ 115,080	\$ -
44011	Travel & Training	-	-	328	-	-
44121	Telephone - Local	-	-	241	500	-
44211	Postage	-	-	-	150	-
44481	Lease - Copier	-	-	-	150	-
44799	Printing & Binding - Misc	-	-	-	500	-
44999	Other Current Charges	-	1,123	-	-	-
45111	Office Supplies - General	-	97	70	500	-
45231	Clothing & Apparel	-	-	118	500	-
45143	Computer/Operating Supply	-	-	-	2,000	-
45411	Dues & Memberships	-	-	982	500	-
45461	Books & Publications	-	-	-	100	-
TOTAL OPERATING		\$ -	\$ 1,220	\$ 1,739	\$ 4,900	\$ -
TOTAL EXPENDITURES		\$ -	\$ 12,808	\$ 88,528	\$ 119,980	\$ -

FINANCE- ACCOUNTING & BUDGETING

IT IS THE MISSION OF ACCOUNTING & BUDGETING TO

manage the city's financial operations in an effective and efficient manner that maintains and promotes the confidence of the residents we serve and ensures economical and quality governmental service.

DESCRIPTION

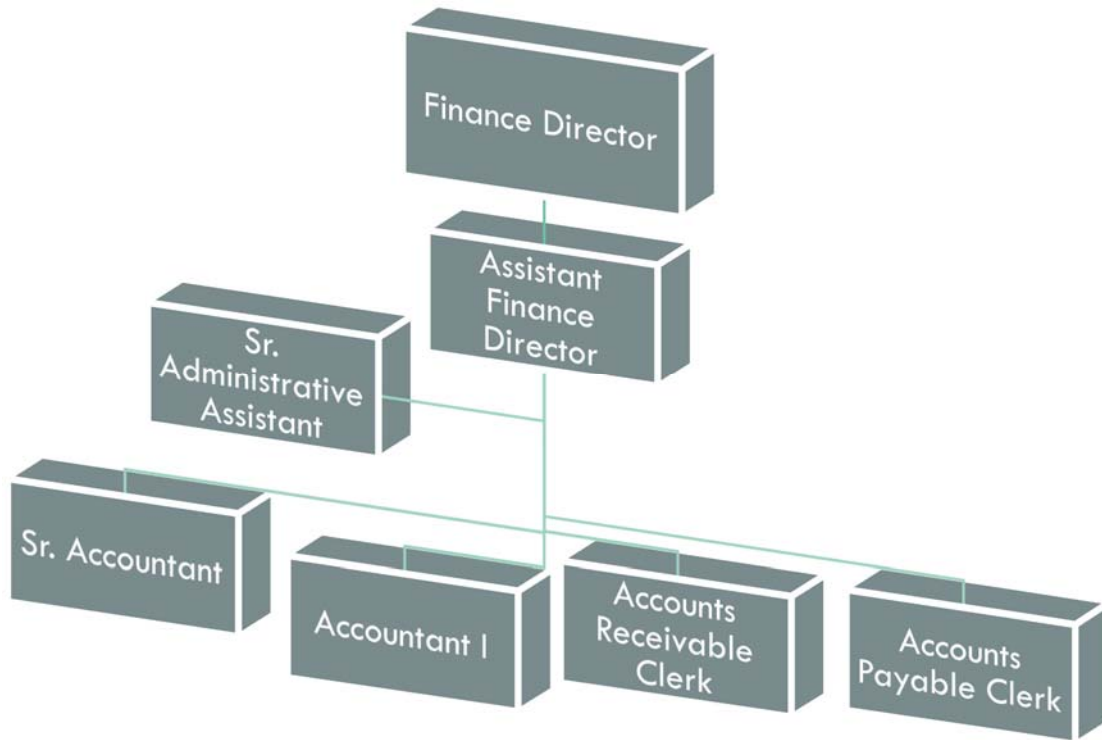
The Finance Department's Accounting & Budgeting Division plays an integral role in all financial transactions, both long and short term within the City of New Port Richey. This Division processes accounts payable and payroll, specialized billing, and provides other accounting related services. In addition, this Division coordinates the development of the annual budget, prepares the Comprehensive Annual Financial Report, and meets with financial advisors to ensure long-term financial stability.

ACCOMPLISHMENTS OF FY21

- Received the Certificate of Distinguished Budget Presentation from the GFOA for FY21
- Updated the City's Purchasing Policy
- Updated the City's Investment Policy

FY22 INITIATIVES

- Centralize the City's grant management system to improve efficiencies in reporting and compliance
- Improve the City's competitive bidding process, internally and externally, by utilizing the functions available in the City's ERP software program



Authorized Personnel – Full-time Equivalent			
Position/Title	FY19-20	FY20-21	FY21-22
Finance Director	1	1	1
Asst. Finance Director	1	1	1
Senior Administrative Assistant	1	1	1
Sr. Accountant	1	1	1
Accountant I	1	1	1
Accounts Payable Clerk	1	1	1
Accounts Receivable Clerk	1	1	1
Total	7	7	7

ACCOUNTING & BUDGETING

001042		AMENDED				BUDGET
EXP		ACTUAL	ACTUAL	ESTIMATE	BUDGET	AMOUNT
CODE	CLASSIFICATION	FY18-19	FY19-20	FY20-21	FY20-21	FY21-22
41111	Dept Head Salaries	88,782	93,909	91,170	91,170	93,890
41112	Division Head Salaries	71,469	77,033	76,920	76,920	78,060
41210	Regular Exempt	83,224	100,268	100,010	100,010	103,750
41299	Regular Full-Time Wages	107,571	101,713	76,820	76,820	111,470
41411	Overtime Wages	583	6	100	1,110	600
41529	Meal Allowance	9	9	-	10	-
42111	Social Security Matching	25,574	27,506	26,470	26,470	29,740
42211	Florida Retirement System	43,321	50,722	44,750	44,750	52,460
42311	Health Insurance	63,046	59,929	52,260	52,260	60,970
42312	Life Insurance	127	119	360	360	420
42313	Accidental Death & Disab Insurance	16	16	180	180	210
42426	Workers Comp - Clerical (8810)	743	723	800	800	900
TOTAL PERSONNEL SERVICES		\$ 484,465	\$ 511,953	\$ 469,840	\$ 470,860	\$ 532,470
43199	Professional Services - Misc	122,417	42,311	40,000	40,000	50,000
43211	Annual Audit Services	98,363	48,750	50,000	50,000	50,000
44011	Travel & Training	1,112	1,488	-	-	4,500
44121	Telephone - Local	2,111	2,612	2,140	2,140	2,140
44211	Postage	3,341	3,341	3,000	3,000	3,000
44419	Rent - Equipment/Software	1,773	1,773	1,500	1,500	1,800
44481	Lease - Copier	1,187	880	1,500	1,500	1,500
44621	Maintenance & Repairs - Equipment	1,597	552	600	600	600
44721	Printing & Binding - Forms	1,367	917	1,400	1,400	1,400
44799	Printing & Binding	1,175	969	1,500	1,500	1,500
44999	Other Current Charges - Misc	7,105	2,229	1,500	1,500	1,500
45111	Office Supplies - General	5,747	5,821	7,000	7,000	7,000
45225	Software/License Support	-	-	2,000	2,000	2,000
45231	Clothing & Apparel	825	603	750	750	750
45243	Computer/Operating Supplies	7,710	11,168	10,350	10,350	3,000
45411	Dues & Memberships	584	472	700	700	700
45431	Subscriptions	-	180	-	-	-
45461	Books & Publications	804	449	500	500	500
TOTAL OPERATING		\$ 257,218	\$ 124,515	\$ 124,440	\$ 124,440	\$ 131,890

TOTAL EXPENDITURES **\$ 741,683** **\$ 636,468** **\$ 594,280** **\$ 595,300** **\$ 664,360**

FINANCE- BILLING & COLLECTION

IT IS THE MISSION OF BILLING & COLLECTION TO

provide accurate billing information to our customers and provide exceptional customer service at all times, serving with courtesy, honesty, and fairness.

DESCRIPTION

The Finance Department's Billing & Collection Division provides billing service for approximately 10,600 customers for water, sewer, street lighting, residential rental permits, and business tax receipts. The primary functions of this Division are:

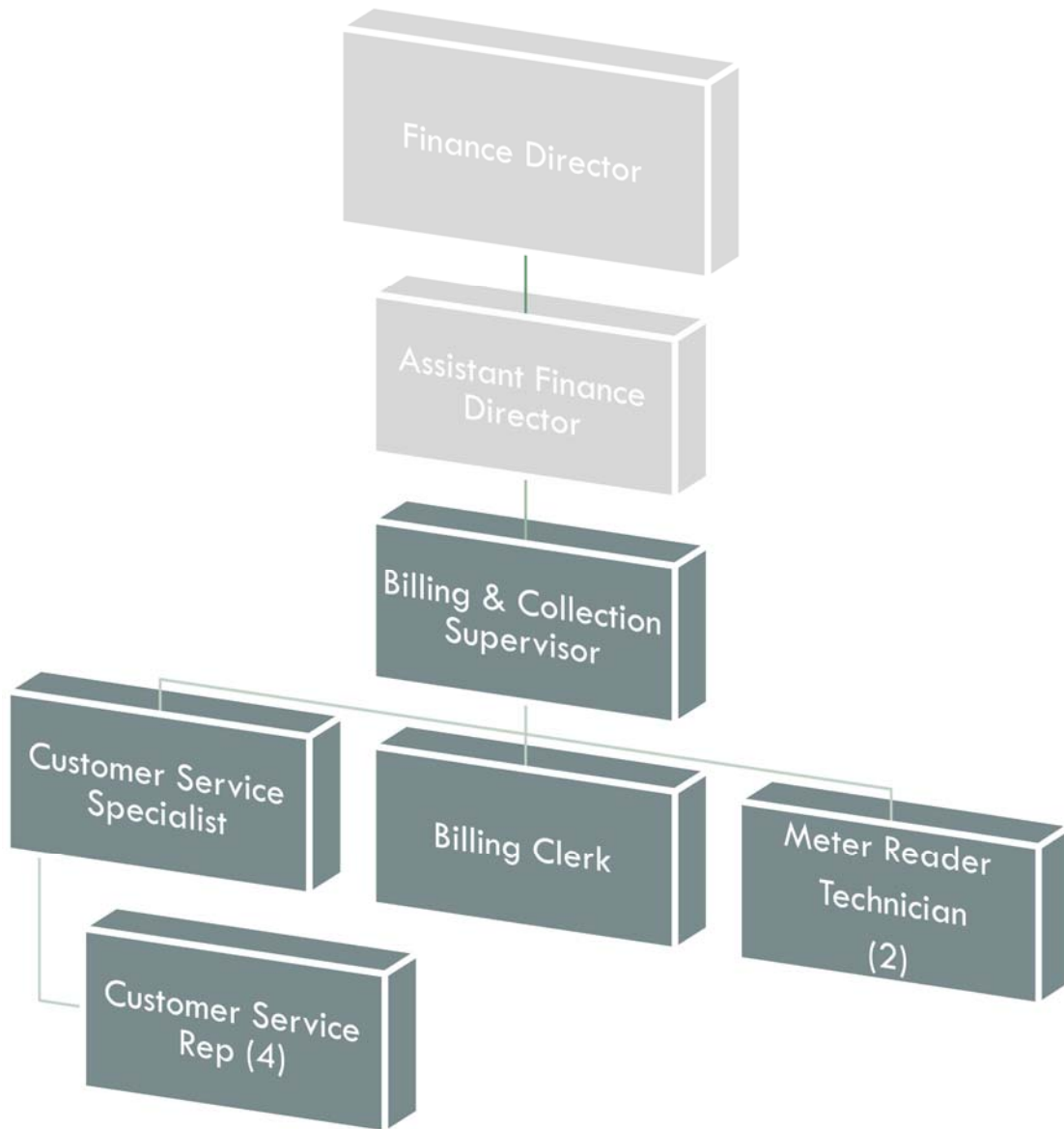
- Establishing and disconnecting water service
- Processing liens and releases of liens
- Processing title searches
- Renewing and processing new applications for business tax receipts and rental permits
- Take payments for city parking fines
- Take utility payments

ACCOMPLISHMENTS OF FY21

- Converted all residential rental permits from legacy software into new EnerGov software
- Continued efforts to improve perception by incorporating new uniforms for employees and enhancing office space

FY22 INITIATIVES

- Convert BTR program from legacy software to new EnerGov software
- Work with credit card processing company to set up the pass through of credit charges
- Implement Sensus app that will allow customers to detect leaks, etc.
- Amend Water & Sewer Ordinance to improve efficiencies and services provided to customers



Authorized Personnel – Full-time Equivalent			
Position/Title	FY19-20	FY20-21	FY21-22
Billing & Collection Supervisor	1	1	1
Billing Clerk	1	1	1
Customer Service Specialist	1	1	1
Customer Service Representative	3.7	4.7	4.7
Meter Reader Technician	1.4	2	2
Total	8.1	9.7	9.7

BILLING & COLLECTION

001043		AMENDED				BUDGET
EXP		ACTUAL	ACTUAL	ESTIMATE	BUDGET	AMOUNT
CODE	CLASSIFICATION	FY18-19	FY19-20	FY20-21	FY20-21	FY21-22
41112	Division Head Salaries	45,741	47,743	46,340	46,340	50,000
41299	Regular Full-Time Wages	190,205	176,587	189,000	226,110	229,740
41311	Part-Time Wages	-	17,118	-	-	-
41411	Overtime Wages	14,140	14,138	5,390	5,390	6,240
42111	Social Security Matching	17,955	18,941	20,030	20,030	21,880
42211	Florida Retirement System	22,073	25,689	22,180	22,180	24,220
42311	Health Insurance	51,167	46,794	69,680	76,680	78,390
42312	Life Insurance	138	127	160	160	240
42313	Accidental Death & Disab Insurance	18	16	20	20	40
42421	Workers Comp - Waterworks Oper/SLSMN Drivers (7520)	1,114	1,188	2,020	2,020	2,880
42426	Workers Comp - Clerical (8810)	390	430	580	580	600
TOTAL PERSONNEL SERVICES		\$ 342,941	\$ 348,771	\$ 355,400	\$ 399,510	\$ 414,230
43199	Professional Services - Misc	3,428	289	15,300	15,300	5,000
43425	Debt Recovery	541	608	5,000	5,000	5,000
43435	Outsourced Bills	14,129	14,235	15,500	15,500	20,000
43499	Contractual Services - Misc	346	2,968	5,550	5,550	5,500
44011	Travel & Training	-	-	-	-	500
44121	Telephone - Local	850	1,015	900	900	900
44211	Postage	54,429	51,447	54,500	54,500	54,500
44463	Automotive(s)	-	-	11,400	11,400	12,720
44479	Lease - Copier	1,187	239	250	250	250
44571	Notary Bond	260	-	100	100	100
44621	Maintenance & Repairs - Equipment	3,397	1,772	2,500	2,500	2,500
44631	Central Garage Maintenance	1,560	810	500	500	500
44721	Forms	-	-	500	500	500
44799	Printing & Binding	669	450	750	750	750
44931	Credit Card Charges	92,162	84,993	25,000	25,000	75,000
44952	Other Current Chgs & Oblg/OverShort	-	-	100	100	100
44999	Other Current Charges - Misc.	1,710	659	300	300	300
45111	Office Supplies - General	3,815	2,763	3,000	3,000	3,500
45211	Fuel	4,053	5,139	4,000	4,000	6,000
45231	Clothing & Apparel	925	1,778	1,000	1,000	1,000
45243	Computer/Operating Supply	3,284	8,850	10,350	10,350	5,000
45289	Automotive Parts	979	1,327	1,500	1,500	1,500
45299	Operating Supplies - Misc	924	76	800	800	500
45411	Dues & Memberships	-	-	100	100	100
TOTAL OPERATING		\$ 188,648	\$ 179,418	\$ 158,900	\$ 158,900	\$ 201,720

TOTAL EXPENDITURES **\$ 531,589** **\$ 528,189** **\$ 514,300** **\$ 558,410** **\$ 615,950**

LIBRARY

IT IS THE MISSION OF THE LIBRARY TO

transform lives with a curriculum that improves literacy, engages community, advances knowledge, and sparks creative expression.

DESCRIPTION

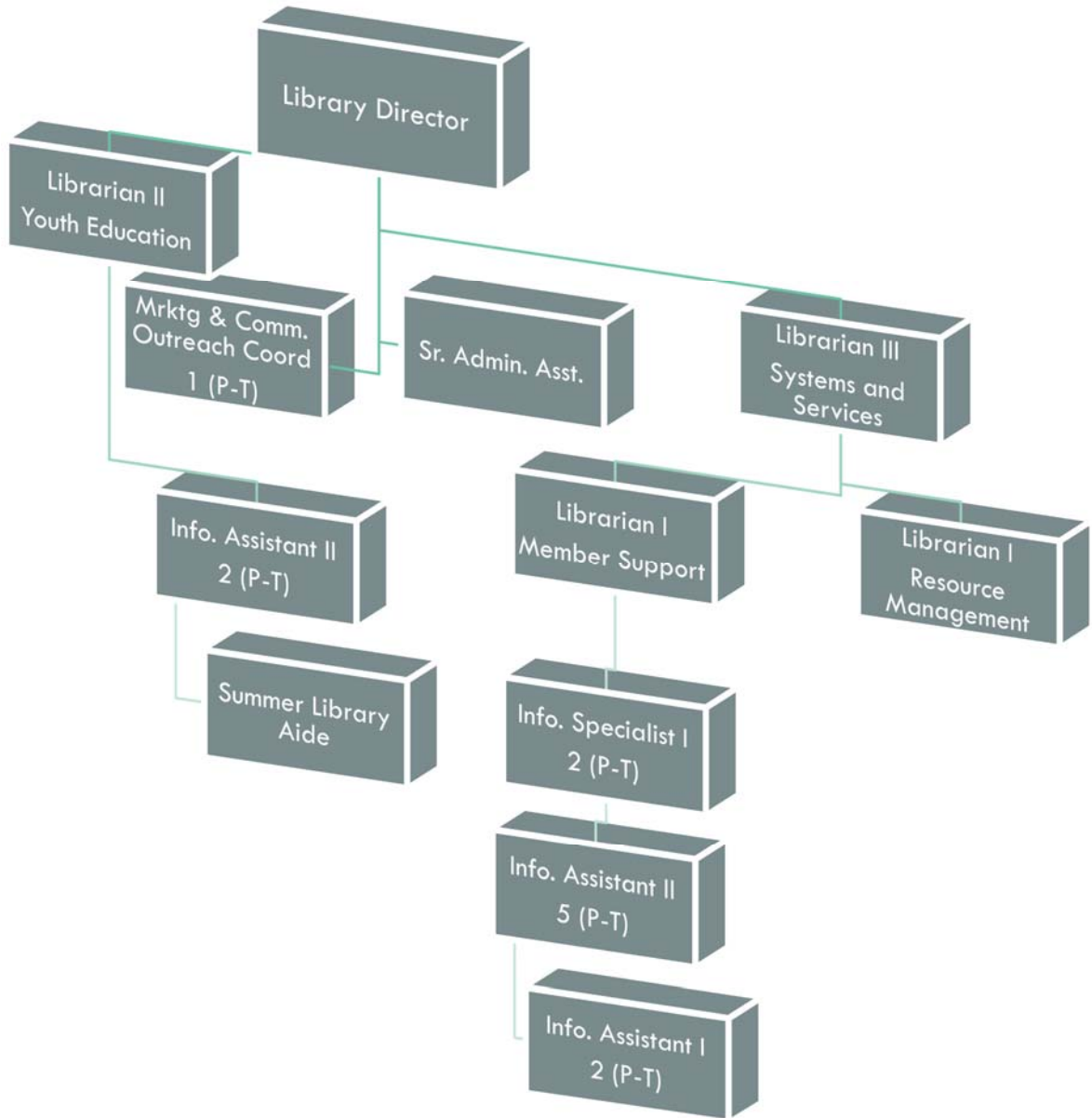
The New Port Richey Library was founded in 1919 and is Florida's first *Library of the Year* recipient. The Library is a popular destination that connects our diverse community to free educational and cultural resources that will enrich their lives.

ACCOMPLISHMENTS OF FY21

- Began library renovations with the demolition and construction of the second floor rooftop solar energy array, electrical, plumbing, and connectivity, while the community received uninterrupted services
- Continually updated the Library's operations and standard operating procedures to include health and safety measures to help protect library members and staff from COVID-19
- Offered in-person and virtual programs, classes, and workshops safely during the pandemic, including a sustainability series , which included Tampa Bay Estuary King Tides Exhibit and a three-part Water Series presented by Florida Talks scholars

FY22 INITIATIVES

- Meet renovation goals and timelines, while maintaining uninterrupted access to library services and resources
- Celebrate the grand re-opening of a library that is reflective of the diverse community it serves with an event that welcomes the community to tour the updated spaces, equipment, technology, and resources
- Create an opening-day collection featuring a 20% increase in resources for young minds and families
- Support the community's financial health by continuing to apply for grants and seek alternative funding sources
- Bring technology upgrades to the community meeting rooms to increase technology literacy and provide digital equity and inclusion for the community



Authorized Personnel – Full-time Equivalent			
Position/Title	FY19-20	FY20-21	FY21-22
Library Director	1	1	1
Senior Administrative Assistant	1	1	1
Librarian III	1	1	1
Librarian II	1	1	1
Librarian I	2	2	2
Marketing & Community Outreach Coord.	.73	.73	.73
Information Assistant II	5.11	5.11	5.11
Information Assistant I	1.46	1.46	1.46
Information Specialist I	1.46	1.46	1.46
Summer Aide	.25	.25	.25
Total	15.01	15.01	15.01

LIBRARY

001051		AMENDED				BUDGET
EXP		ACTUAL	ACTUAL	ESTIMATE	BUDGET	AMOUNT
CODE	CLASSIFICATION	FY18-19	FY19-20	FY20-21	FY20-21	FY21-22
41111	Dept Head Salaries	74,031	78,360	76,900	76,900	79,210
41210	Regular Exempt Salaries	206,514	182,382	179,490	179,490	182,080
41299	Regular Full-Time Wages	-	26,710	36,960	36,960	37,520
41311	Part-Time Wages	203,999	163,937	191,090	191,090	206,470
41312	Temporary Wages	1,965	-	-	-	3,000
42111	Social Security Matching	36,146	33,569	37,060	37,060	41,960
42211	Florida Retirement System	51,454	53,253	41,030	41,030	49,380
42311	Health Insurance	48,298	42,687	43,550	43,550	45,750
42312	Life Insurance	101	101	130	130	300
42313	Accidental Death & Disab Insurance	14	13	470	470	530
42426	Workers Comp - Clerical (8810)	1,060	1,016	1,260	1,260	1,450
TOTAL PERSONNEL SERVICES		\$ 623,582	\$ 582,028	\$ 607,940	\$ 607,940	\$ 647,650
43428	Internet Reference Service	47,917	45,301	48,810	48,810	50,950
43499	Contractual Services - Misc	4,547	7,784	11,400	11,400	24,900
44011	Travel & Training	4,175	247	-	-	4,500
44121	Telephone - Local	386	409	500	500	500
44134	Data Lines	20,337	23,552	23,460	26,500	24,000
44142	Burglar Alarm Lines	1,669	1,809	1,800	1,800	1,800
44211	Postage	5,387	7,915	8,000	16,850	10,000
44221	Freight Express Charges	750	1,714	1,150	1,850	1,200
44311	Electric - City Facilities	35,301	31,116	32,000	32,000	32,000
44351	Water & Sewer - City	3,651	3,477	3,300	3,300	3,300
44419	Rent - Equipment/Software	12,486	14,170	14,500	14,500	5,000
44481	Lease - Copier	6,672	3,719	2,600	2,600	3,600
44611	Maintenance & Repairs - Bldg & Grounds	3,116	2,753	3,500	3,500	3,500
44621	Maintenance & Repairs - Equipment	27,503	32,423	32,000	32,000	8,600
44623	Maintenance & Repairs - Copiers	5,643	2,181	3,500	3,500	1,750
44799	Printing & Binding	3,894	7,493	17,830	17,830	17,750
44931	Credit Card Charges	1,204	1,524	2,000	2,000	2,000
44983	Permit Fees	731	733	900	900	900
45111	Office Supplies - General	3,388	3,962	3,000	3,000	3,000
45225	Software/License Support	-	453	-	-	10,500
45231	Clothing & Apparel	500	1,167	1,000	1,000	1,000
45242	Photographic Supplies	79	245	200	200	200
45243	Computer/Operating Supply	16,091	14,763	17,700	17,700	15,200
45247	First Aid Supplies	21	22	30	30	30
45248	Prizes & Awards	995	980	1,000	1,000	1,000
45249	Library Supplies	6,410	5,930	8,000	8,000	10,000
45290	Oper. Supplies/Misc -Snap Prog. Costs	10,502	6,272	8,000	8,000	8,000
45291	Operating Supplies - Disaster	-	5,893	500	500	-
45293	Misc Program Costs - Grants	5,812	-	10,000	10,000	5,000
45296	Misc Program Costs	13,213	12,684	15,000	15,000	15,000
45299	Operating Supplies - Misc	2,495	2,776	2,500	2,500	4,000
45411	Dues & Memberships	2,841	2,823	3,050	3,050	3,150
TOTAL OPERATING		\$ 247,716	\$ 246,290	\$ 277,230	\$ 289,820	\$ 272,330
46299	Building Improvements	14,875	-	-	-	-
46413	Data Processing Equipment	4,010	-	-	-	-

LIBRARY

001051						AMENDED	BUDGET
EXP		ACTUAL	ACTUAL	ESTIMATE	BUDGET		
CODE	CLASSIFICATION	FY18-19	FY19-20	FY20-21	FY20-21	AMOUNT	
						FY21-22	
46431	Special Purpose Equipment	2,019	5,109	-	-	-	
46612	Library Materials	75,702	73,469	75,000	75,000	80,000	
46672	Library Materials - State Aid	-	1,594	-	-	73,560	
TOTAL CAPITAL		\$ 96,606	\$ 80,172	\$ 75,000	\$ 75,000	\$ 153,560	

TOTAL EXPENDITURES \$ 967,904 \$ 908,490 \$ 960,170 \$ 972,760 \$ 1,073,540

5-YEAR CAPITAL EQUIPMENT/IMPROVEMENT PROGRAM LIBRARY

EXP CODE	CLASSIFICATION	FY 21-22	FY 22-23	FY 23-24	FY 24-25	FY 25-26
46413	<i>Data Processing Equipment</i>					
	Server Replacements	-	-	40,000	-	20,000
	TOTAL	-	-	40,000	-	20,000
46431	<i>Special Purpose Equipment</i>					
	Maker Space Equipment	-	12,000	-	12,000	-
	TOTAL	-	12,000	-	12,000	-
46612	<i>Library Materials</i>					
	Books & Other Reading Material	80,000	75,000	75,000	75,000	75,000
	TOTAL	80,000	75,000	75,000	75,000	75,000
46672	<i>Library Materials - State Aid</i>					
	Books & Other Reading Material	73,560	23,000	23,000	23,000	23,000
	TOTAL	73,560	23,000	23,000	23,000	23,000

DIVISION TOTAL \$ 153,560 \$ 110,000 \$ 138,000 \$ 110,000 \$ 118,000

POLICE - SUPERVISION

IT IS THE MISSION OF POLICE – SUPERVISION TO

be responsive to the needs of our community and deliver quality police services that provide the highest quality of life to our residents, businesses, and guests; to strengthen partnerships with local, state, and federal agencies to expand the department's law enforcement service capabilities; and to establish new partnerships within our residential and business communities.

DESCRIPTION

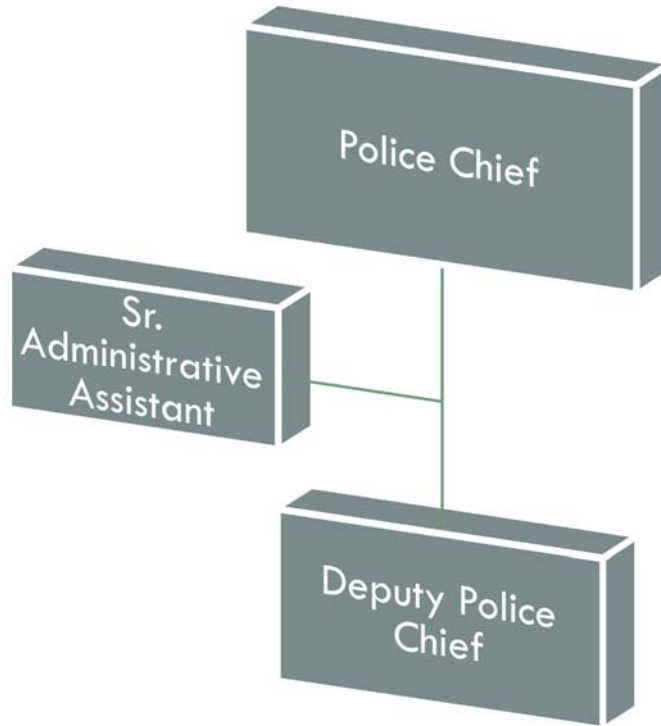
The New Port Richey Police Department focuses on the safety of residents, visitors, and businesses. Officers protect the citizens of New Port Richey, even at risk to their own lives.

ACCOMPLISHMENTS OF FY21

- Devoted considerable attention and resources to maintaining civil order during many organized protests and demonstrations throughout the year
- Although COVID-19 related restrictions affected the courts and jail, officers continued to perform at high levels. In addition to routine refresher in-service training, all officers received training in: de-escalation techniques, responding to active threats, handling service animal complaints, and the use of pepper spray.
- Expanded use of technology:
 - Voice Stress Analyzer software to elevate the Department's lie detection capabilities
 - Body Worn Cameras issued to all field officers
 - In-Car camera systems installed in all new patrol vehicles
 - "Facial Recognition" software made available for field use by all officers
 - Outdated patrol laptops were replaced with "ToughBook" models
- Participating in the City's vehicle lease program, which reduced the Department's total vehicle use expenditures

FY22 INITIATIVES

- Reduce Crime and the Fear of Crime:
 - Continue elevating our law enforcement presence in neighborhoods and business areas through focused investigations and collaboration with residents and business owners
 - Continue expanding the use of analytical and investigative techniques to identify and arrest crime perpetrators
 - Increase the Department's analysis and mapping capabilities to better predict potential crime problems and allocate resources more efficiently
- Strengthen officer/citizen relationships within neighborhoods and identify opportunities for improving the quality of life within those areas:
 - Promote citizen and business-owner involvement utilizing a Community Oriented Policing philosophy
 - Continue collaboration between Uniform Patrol, Code Enforcement, and the Criminal Investigations Bureau to target chronic nuisance



Authorized Personnel – Full-time Equivalent			
Position/Title	FY19-20	FY20-21	FY21-22
Police Chief	1	1	1
Deputy Police Chief	0	1	1
Senior Administrative Assistant	1	1	1
Total	2	3	3

POLICE SUPERVISION

001061		AMENDED				BUDGET
EXP		ACTUAL	ACTUAL	ESTIMATE	BUDGET	AMOUNT
CODE	CLASSIFICATION	FY18-19	FY19-20	FY20-21	FY20-21	FY21-22
41111	Dept Head Salaries	93,373	94,436	95,580	95,580	98,450
41112	Division Head Salaries	-	14,105	83,200	83,200	86,800
41210	Regular Exempt Salaries	37,519	41,225	42,480	42,480	43,120
41522	Education Incentive Pay	1,560	1,729	3,900	3,900	3,900
41523	Cleaning Allowance	500	750	1,000	1,000	1,000
42111	Social Security Matching	10,073	12,030	17,300	17,000	17,730
42211	Florida Retirement System	5,159	4,152	5,930	5,930	3,920
42212	Police Pension Fund	-	2,182	13,230	13,230	11,020
42214	Defined Contribution Plan	26,581	27,723	26,900	26,900	28,140
42311	Health Insurance	4,690	4,548	8,710	8,710	9,180
42312	Life Insurance	27	33	180	180	180
42313	Accidental Death & Disab Insurance	4	6	90	90	90
42424	Workers Comp - Policeman/Chief (7720)	2,147	2,281	4,860	4,860	7,230
42426	Workers Comp - Clerical (8810)	91	87	100	100	80
TOTAL PERSONNEL SERVICES		\$ 181,724	\$ 205,287	\$ 303,460	\$ 303,160	\$ 310,840
43131	Employee Physicals	4,356	8,746	11,750	11,750	12,250
43199	Professional Svcs - Misc	2,104	3,479	2,500	2,500	2,500
43412	Pest Control Services	-	576	-	770	-
43499	Contractual Services - Misc	32,626	44,240	31,000	31,000	1,640
44011	Travel & Training	1,029	1,177	1,500	1,500	1,500
44121	Telephone - Local	67,834	89,929	75,000	75,000	66,000
44134	Data Lines	8,620	13,415	22,130	22,130	23,000
44211	Postage	517	211	200	200	200
44311	Electric - City Facilities	37,226	39,006	37,000	37,000	37,000
44351	Water & Sewer - City	6,678	6,770	6,700	6,700	6,700
44373	Street Light Fee	354	-	360	360	360
44381	Stormwater Assessment	914	-	920	920	920
44481	Lease - Copier	8,788	8,409	8,240	8,240	8,240
44534	Police-Fire AD & D Insurance	3,746	-	3,130	3,130	-
44611	Maintenance & Repairs - Bldg & Grounds	3,972	5,492	6,500	6,500	6,500
44631	Maintenance & Repairs - Central Garage	3,960	4,380	1,200	1,200	1,200
44799	Printing & Binding	-	434	1,000	1,000	1,000
44972	351 - Police Training	8,742	7,610	10,000	10,000	10,000
45111	Office Supplies - General	6,183	2,236	2,500	2,500	2,500
45211	Fuel	5,056	3,127	6,000	6,000	6,000
45225	Software/ License Support	21,374	22,992	23,000	23,000	54,390
45231	Clothing & Apparel	203	584	500	500	500
45243	Computer Supplies	-	4,462	1,500	1,500	2,870
45251	Janitorial Supplies	3,050	4,064	3,000	3,000	3,500
45289	Automotive Parts	8,403	6,725	1,500	1,500	1,500
45291	Operating Supplies - Disaster	-	5,401	1,000	1,000	1,000
45299	Operating Supplies - Misc	3,185	3,008	1,000	1,000	1,500
45411	Dues & Memberships	1,173	719	500	500	1,070
TOTAL OPERATING		\$ 240,093	\$ 287,192	\$ 259,630	\$ 260,400	\$ 253,840
46299	Building Improvements	-	9,740	-	-	-
46399	Improvements Other Than Bldg - Misc	2,826	-	-	-	-
46431	Special Purpose Equipment	111,107	-	-	-	-
TOTAL CAPITAL		\$ 113,933	\$ 9,740	\$ -	\$ -	\$ -
TOTAL EXPENDITURES		\$ 535,750	\$ 502,219	\$ 563,090	\$ 563,560	\$ 564,680

POLICE – SUPPORT SERVICES

IT IS THE MISSION OF POLICE – SUPPORT SERVICES TO

be responsive to the needs of our community and deliver quality police services that provide the highest quality of life to our residents, businesses, and guests; to strengthen partnerships with local, state, and federal agencies to expand the department's law enforcement service capabilities; and to establish new partnerships within our residential and business communities.

DESCRIPTION

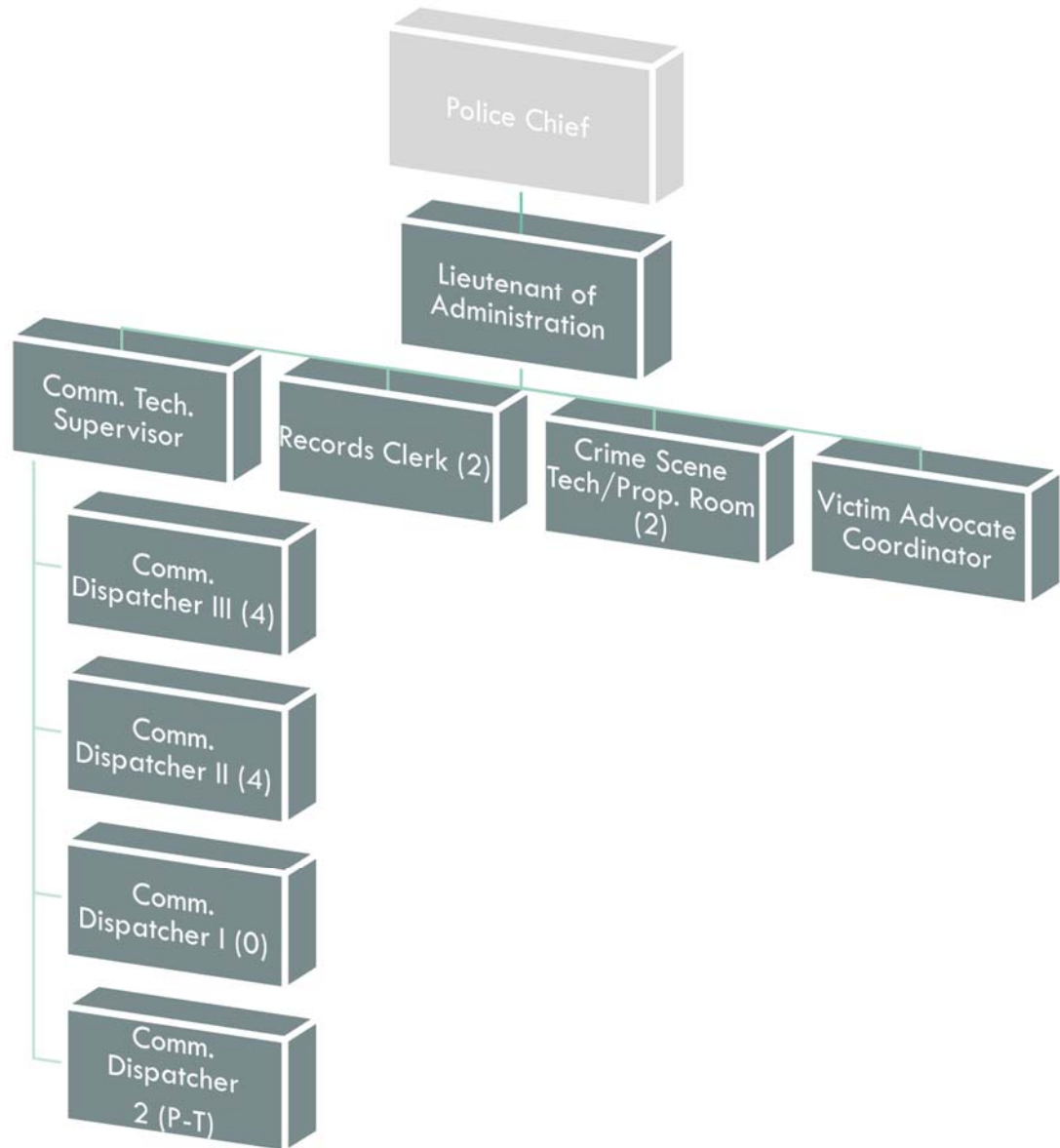
The New Port Richey Police Department focuses on the safety of residents, visitors, and businesses. Officers protect the citizens of New Port Richey, even at risk to their own lives.

ACCOMPLISHMENTS OF FY21

- Communications:
 - Dispatched and serviced over 34,000 police related calls and 6,020 fire department
- Records:
 - Staff attended specialized training to keep abreast of changes to the Public Records Law, FDLE crime reporting requirements, and the use of document and video redaction software
- Crime Scene Technician focused on identifying property and evidence meeting criteria for destruction
- Victim Advocate:
 - Served as President of the Pasco County Domestic Violence Task Force
 - Collaborated with a multitude of service providers, including Sunrise Spouse Abuse Shelter, and provided resources/services to over 1,000 crime victims
 - Created a detailed Victim Advocate Operations Manual and a separate manual covering Mass Casualty Incident Protocols

FY22 INITIATIVES

- Communications:
 - Dispatchers will continue to professionally process citizen calls for service and disseminate critical information to appropriate police and fire units in a timely fashion
- Records Section:
 - Staff members will continue to attend specialized training to expand their skills and enhance their use of the analytical software
- Property and Evidence (P&E) Unit:
 - P&E Technicians will continue converting manual property and evidence data into electronic formats for easier retrieval
 - P&E Technicians will focus on the timely destruction of voluminous amounts of firearms, ammunition, and drugs to make much needed room in evidence storage areas
- Victim Advocate:
 - attempt to recruit volunteers to help with the program
 - continue building connections and relationships with community partners
 - establish a formal protocol for Victim Advocate response



Authorized Personnel – Full-time Equivalent			
Position/Title	FY19-20	FY20-21	FY21-22
Lieutenant of Administration	1	1	1
Communication Technology Supervisor	1	1	1
Records Clerk	2	2	2
Crime Scene Technician/Property Room	2	2	2
Victim Advocate Coordinator	1	1	1
Communications Dispatcher III	2	4	2
Communications Dispatcher II	1	4	4
Communications Dispatcher I	5	0	2
Communications Dispatcher –Part-time	1.46	1.46	1.46
Total	16.46	16.46	16.46

POLICE SUPPORT SERVICES

001062					AMENDED	BUDGET
EXP		ACTUAL	ACTUAL	ESTIMATE	BUDGET	AMOUNT
CODE	CLASSIFICATION	FY18-19	FY19-20	FY20-21	FY20-21	FY21-22
41112	Division Head Salaries	80,032	80,290	81,140	81,140	82,370
41299	Regular Full-Time Wages	524,944	535,834	541,780	541,780	555,030
41311	Part-Time Wages	41,983	42,491	43,560	43,560	44,770
41411	Overtime Wages	50,798	34,327	43,970	43,970	35,000
41522	Education Incentive Pay	2,640	1,364	910	910	840
41523	Cleaning Allowance	4,073	4,971	5,500	5,500	7,000
41527	Standby Time	3,570	2,320	2,600	2,600	3,120
41528	Off-Duty Pay	3,168	280	-	-	-
41529	Meal Allowance	-	46	-	100	-
42111	Social Security Matching	52,561	53,969	55,120	55,120	57,200
42211	Florida Retirement System	50,490	52,136	53,050	53,050	55,530
42212	Police Pension Fund	11,591	12,796	13,620	13,620	14,570
42311	Health Insurance	86,779	97,720	98,880	98,880	104,520
42312	Life Insurance	258	252	670	670	840
42313	Accidental Death & Disab Insurance	33	34	50	50	80
42424	Workers Comp - Policemen/Chief	3,714	4,063	3,412	4,100	3,600
42426	Workers Comp - Clerical (8810)	1,196	491	890	890	1,010
TOTAL PERSONNEL SERVICES		\$ 917,830	\$ 923,384	\$ 945,152	\$ 945,940	\$ 965,480
44011	Travel & Training	4,397	2,644	2,000	2,000	2,000
44211	Postage	818	295	250	250	250
44463	Automotive(s)	-	-	-	-	5,450
44621	Maintenance & Repairs - Equipment	3,435	480	13,750	13,750	13,750
44631	Maintenance & Repairs - Central Garage	1,680	1,740	900	1,250	1,000
44799	Printing & Binding - Misc	2,713	2,691	1,200	1,200	1,200
45111	Office Supplies - General	2,493	2,683	1,800	1,800	1,800
45211	Fuel	5,097	6,152	3,000	3,000	4,000
45225	Software Licenses / Support	100	-	10,550	10,550	37,240
45231	Clothing & Apparel	1,563	2,459	1,800	1,800	1,800
45241	Licensing & ID Materials	11,871	10,828	1,300	1,300	1,300
45242	Photographic Supplies	1,181	763	-	1,200	-
45243	Computer/Operating Supply	20,684	13,264	4,250	4,250	16,450
45289	Automotive Parts	3,530	1,743	1,000	2,000	1,000
45299	Operating Supplies - Miscellaneous	14,024	10,264	9,000	9,000	9,000
TOTAL OPERATING		\$ 73,586	\$ 56,006	\$ 50,800	\$ 53,350	\$ 96,240
46413	Data Processing Equipment	-	24,473	-	-	-
46418	Software	42,969	-	-	-	-
46431	Special Purpose Equipment	2,014	24,941	-	-	-
TOTAL CAPITAL		\$ 44,983	\$ 49,414	\$ -	\$ -	\$ -

TOTAL EXPENDITURES \$ 1,036,399 \$ 1,028,804 \$ 995,952 \$ 999,290 \$ 1,061,720

POLICE – CRIMINAL INVESTIGATIONS DIVISION

IT IS THE MISSION OF POLICE – CRIMINAL INVESTIGATIONS DIVISION TO

be responsive to the needs of our community and deliver quality police services that provide the highest quality of life to our residents, businesses, and guests; to strengthen partnerships with local, state, and federal agencies to expand the department's law enforcement service capabilities; and to establish new partnerships within our residential and business communities.

DESCRIPTION

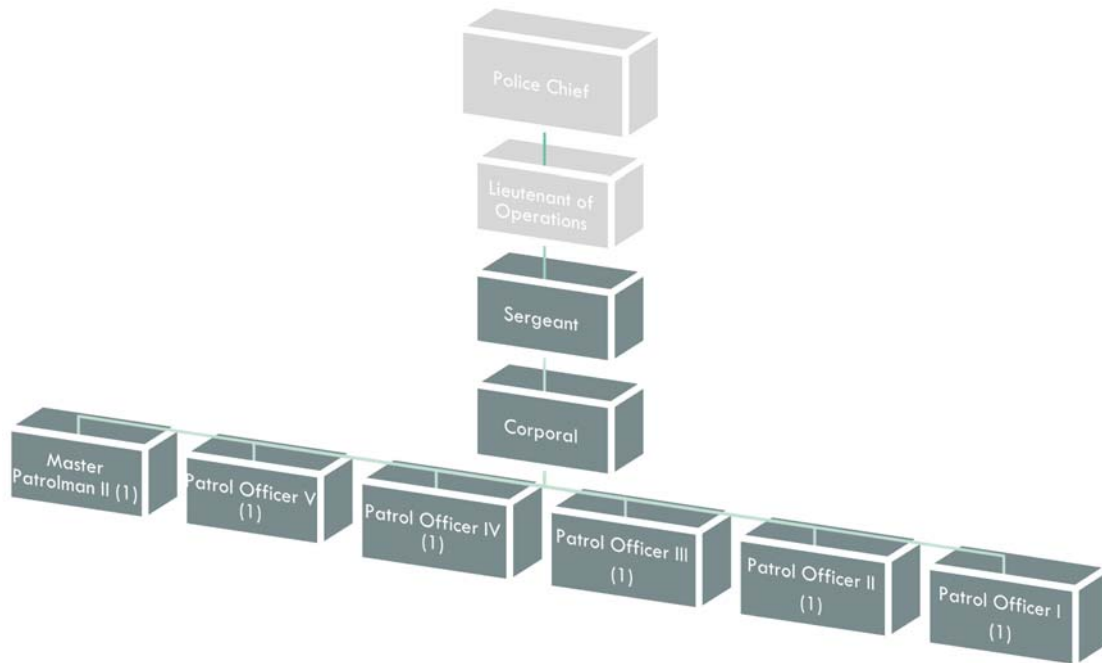
The New Port Richey Police Department focuses on the safety of residents, visitors, and businesses. Officers protect the citizens of New Port Richey, even at risk to their own lives. These men and women are some of the most dedicated and loyal public servants in this great nation and have vowed to serve with Courage, Pride and Commitment.

ACCOMPLISHMENTS OF FY21

- Investigators participated in Multi-agency Gang Task Force (MAGTF), Central Florida Internet Crimes Against Children Task Force (ICAC), Child Abductions Response Team (CART), and Alcohol and Substance Abuse Prevention (ASAP) Prescription Drug Drop-off Program
- Detectives worked in concert with the Sheriff's Office to keep abreast of demonstrators' activities and keep opposing groups safe, while they exercised their right to protest

FY22 INITIATIVES

- Continue proactive sting operations to curtail illegal narcotics and prostitution within the City
- Continue collaboration with other agencies to address mutual crime issues
- Continue specialized training to increase skills of Investigators



Authorized Personnel – Full-time Equivalent			
Position/Title	FY19-20	FY20-21	FY21-22
Sergeant	1	1	1
Corporal	1	1	1
Master Patrolman Officer II	4	3	1
Patrol Officer V	1	2	1
Patrol Officer IV	1	1	1
Patrol Officer III	0	0	1
Patrol Officer II	0	0	1
Patrol Officer I	0	0	1
Total	8	8	8

POLICE CRIMINAL INVESTIGATIONS DIVISION

001063		AMENDED				BUDGET
EXP		ACTUAL	ACTUAL	ESTIMATE	BUDGET	AMOUNT
CODE	CLASSIFICATION	FY18-19	FY19-20	FY20-21	FY20-21	FY21-22
41299	Regular Full-Time Wages	476,903	471,895	457,330	457,330	460,470
41411	Overtime Wages	39,160	28,078	35,000	35,000	35,000
41414	Overtime Wages - Special Events	9,626	13,005	8,000	8,000	8,000
41415	Overtime Wages - Downtown Detail	6,886	34,090	27,000	27,000	25,000
41521	Police Incentive Pay	425	1,065	2,500	2,500	2,500
41522	Education Incentive Pay	5,550	5,084	5,590	5,590	4,840
41523	Cleaning Allowance	4,146	3,750	4,000	4,000	4,000
41524	Clothing Allowance	2,000	1,154	2,000	2,000	2,000
41526	Court Time	1,233	737	2,000	2,000	1,500
41527	Standby Time	4,460	2,400	4,500	4,500	4,160
41528	Off-Duty Pay	54,213	36,035	35,000	35,000	35,000
42111	Social Security Matching	44,352	43,826	47,140	47,140	45,320
42212	Police Pension Fund	66,027	68,585	74,020	74,020	68,560
42311	Health Insurance	78,229	67,131	60,970	60,970	69,680
42312	Life Insurance	144	134	480	480	480
42313	Accidental Death & Disab Insurance	18	18	240	240	240
42424	Workers Comp - Policemen/Chief (7720)	18,996	14,728	16,950	16,950	18,020
TOTAL PERSONNEL SERVICES		\$ 812,368	\$ 791,715	\$ 782,720	\$ 782,720	\$ 784,770
44011	Travel & Training	3,297	602	2,500	2,500	3,000
44211	Postage	269	275	180	180	180
44463	Automotive(s)	-	-	2,700	2,700	8,520
44621	Maintenance & Repairs - Equipment	-	-	700	700	700
44631	Maintenance & Repairs - Central Garage	4,185	5,460	2,000	3,150	2,000
44799	Printing & Binding - Misc	140	127	250	250	250
45111	Office Supplies - General	2,258	1,442	1,250	1,250	1,000
45211	Fuel	23,711	17,450	9,000	9,000	9,000
45225	Software Licenses/Support	-	-	1,000	1,000	1,980
45231	Clothing & Apparel	1,104	1,007	1,500	1,800	1,500
45243	Computer Supplies	-	-	9,471	10,000	8,120
45289	Automotive Parts	4,563	7,624	2,500	4,000	2,500
45299	Operating Supplies - Miscellaneous	5,419	2,456	2,500	2,500	2,000
TOTAL OPERATING		\$ 44,946	\$ 36,443	\$ 35,551	\$ 39,030	\$ 40,750
46414	Automobiles	25,920	-	-	-	-
46417	Communications Equipment	3,680	-	-	-	-
46431	Special Purpose Equipment	-	3,112	-	-	-
TOTAL CAPITAL		\$ 29,600	\$ 3,112	\$ -	\$ -	\$ -

TOTAL EXPENDITURES **\$ 886,914** **\$ 831,270** **\$ 818,271** **\$ 821,750** **\$ 825,520**

POLICE – PATROL

IT IS THE MISSION OF POLICE - PATROL TO

be responsive to the needs of our community and deliver quality police services that provide the highest quality of life to our residents, businesses, and guests; to strengthen partnerships with local, state, and federal agencies to expand the department's law enforcement service capabilities; and to establish new partnerships within our residential and business communities.

DESCRIPTION

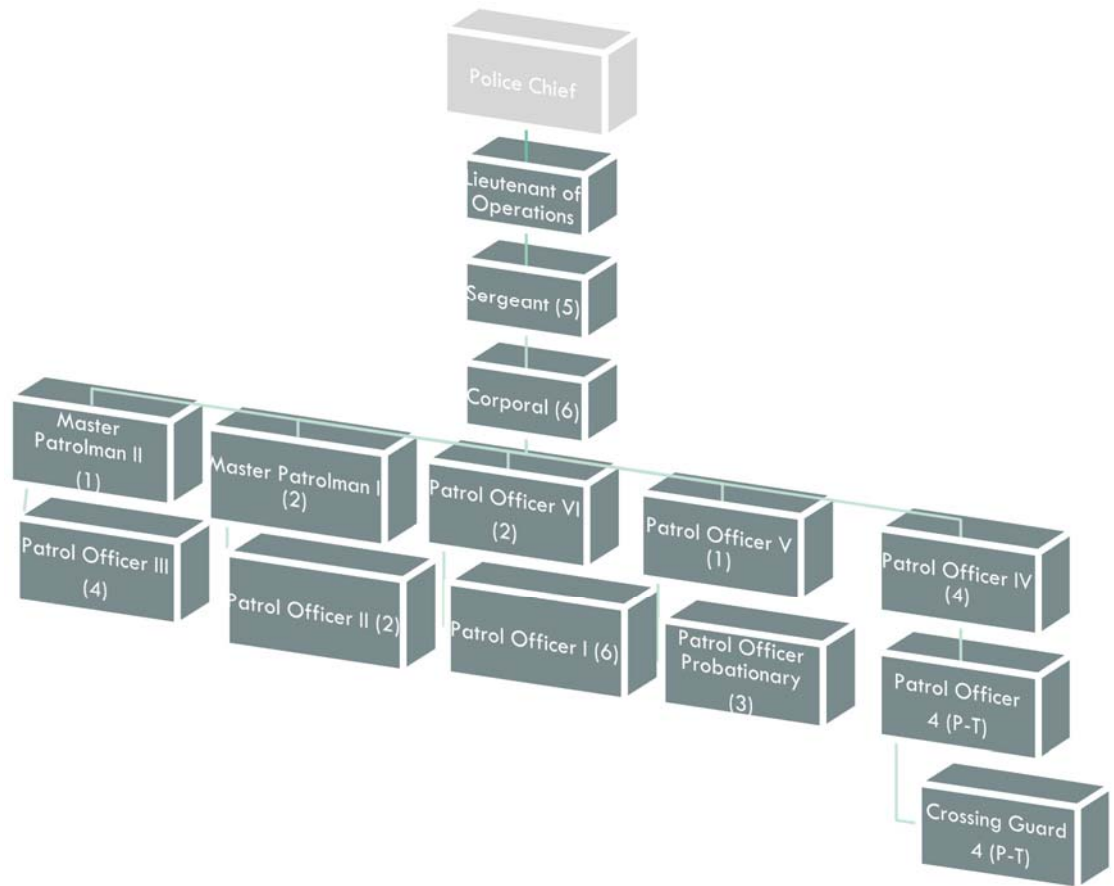
The New Port Richey Police Department focuses on the safety of residents, visitors, and businesses. Officers protect the citizens of New Port Richey, even at risk to their own lives. These men and women are some of the most dedicated and loyal public servants in this great nation and have vowed to serve with Courage, Pride and Commitment.

ACCOMPLISHMENTS OF FY21

- Conducted highly visible patrols around City Hall, Sims Park, and the Downtown area, including extra attention to downtown restaurants and bars during peak activity times
- Performed specialized assignments and strike teams on "hot spots", as COVID-19 restrictions and work schedules permitted
- Continued initiatives in school safety zones, utilizing speed trailers and traffic officers to address speeding and passing school bus violations
- Continued traffic enforcement initiatives geared toward aggressive driving, seatbelt violations, red light/stop sign runners, and DUI enforcement
- Conducted marine patrols along the river, as schedules permitted
- Added 2 new members to the Police Reserve Officer Program

FY22 INITIATIVES

- Continue special patrols in Sims Park and Downtown area
- Continue promoting Crime Prevention Through Environmental Design (CPTED) principles in neighborhoods and business areas
- Continue specialized assignments and strike teams on "hot spots" as schedules and workloads permit
- Continue initiatives in school safety zones utilizing speed trailers and traffic officers to address speeding and passing school bus violations
- Continue traffic enforcement initiatives on major thoroughfares and in neighborhoods to address aggressive driving, seatbelt violations, red light/stop sign runners, and DUI's
- Expand K-9 Patrol Unit through training and acquisition of an additional dog
- Expand the Police Reserve Officer Program to increase law enforcement presence



▪

Authorized Personnel – Full-time Equivalent			
Position/Title	FY19-20	FY20-21	FY21-22
Lieutenant of Operations	1	1	1
Sergeant	5	5	5
Corporal	4	4	6
Master Patrolman II	3	2	1
Master Patrolman I	0	1	2
Patrol Officer VI	5	6	2
Patrol Officer V	1	0	1
Patrol Officer IV	2	3	4
Patrol Officer III	5	7	4
Patrol Officer II	6	2	2
Patrol Officer I	3	4	6
Patrol Officer – Probationary	0	0	3
Patrol Officer – Part-Time	2.92	2.92	2.92
Crossing Guard	.85	.85	.85
Total	38.77	38.77	40.77

POLICE PATROL

001064					AMENDED	BUDGET
EXP		ACTUAL	ACTUAL	ESTIMATE	BUDGET	AMOUNT
CODE	CLASSIFICATION	FY18-19	FY19-20	FY20-21	FY20-21	FY21-22
41112	Division Head Salaries	79,165	82,035	81,140	81,140	82,370
41299	Regular Full-Time Wages	1,889,681	1,956,214	1,900,000	1,975,450	2,169,750
41311	Part-Time Wages	39,330	96,983	135,400	135,400	174,460
41411	Overtime Wages	116,482	146,042	125,000	125,000	110,000
41414	Overtime Wages - Special Events	31,953	36,022	40,000	40,000	30,000
41415	Overtime Wages - Downtown Detail	24,003	131,635	140,000	140,000	115,000
41521	Police Incentive Pay	8,555	7,213	5,200	5,200	3,250
15-22	Education Incentive Pay	18,595	17,156	13,260	13,260	19,920
41523	Cleaning Allowance	15,281	15,539	17,000	17,000	18,500
41524	Clothing Allowance	500	827	500	500	-
41526	Court Time	43,449	26,728	25,000	25,000	30,000
41527	Standby Time	740	1,720	1,040	1,040	4,160
41528	Off-Duty Pay	252,085	146,829	180,000	180,000	180,000
41535	Field Training Daily Incentive	2,320	2,997	4,450	4,450	2,750
41536	Traffic Homicide Investigators	1,040	-	3,120	3,120	4,160
42111	Social Security Matching	187,970	195,367	171,570	171,570	220,660
42211	Florida Retirement System	2,201	1,903	2,740	2,740	3,170
42212	Police Pension Fund	298,660	343,272	263,600	263,600	332,060
22-14	Defined Contribution Plan	355	3,174	5,160	5,160	13,960
42216	Police Pension State Funds	220,931	234,184	229,820	229,820	230,000
42311	Health Insurance	239,666	262,862	267,430	267,430	332,270
42312	Life Insurance	608	578	2,100	2,100	2,220
42313	Accidental Death & Disab Insurance	77	77	1,050	1,050	1,110
42424	Workers Comp - Policemen/Chief (7720)	59,822	89,098	79,850	79,850	85,700
TOTAL PERSONNEL SERVICES		\$3,533,469	\$ 3,798,455	\$ 3,694,430	\$ 3,769,880	\$ 4,165,470
43472	Car Wash Services	1,497	680	1,000	1,000	1,000
43499	Contractual Services - Misc.	-	11,893	-	-	10,000
44011	Travel & Training	8,714	4,373	4,000	4,000	6,000
44211	Postage	526	553	450	450	450
44463	Automotive(s)	4,601	3,177	163,060	163,060	275,720
44481	Lease - Copier	-	-	500	500	840
44621	Maintenance & Repairs - Equipment	2,340	4,408	5,000	5,000	5,000
44625	Maintenance & Repairs - Technical Equipment	-	-	8,400	8,400	8,400
44626	Maintenance -Marine Equipment	64	1,090	1,500	1,500	1,500
44631	Maintenance & Repairs - Central Garage	29,780	31,227	8,000	8,000	5,000
44649	Maintenance - Radio Equipmant	1,118	1,070	1,000	1,000	1,200
44799	Printing & Binding - Misc	1,988	1,874	1,800	1,800	1,800
44975	K-9 Unit	3,157	24,699	10,000	10,000	10,000
45111	Office Supplies - General	5,172	1,998	3,500	3,500	4,000
45141	Small Tools & Implements	26,537	45,857	25,000	25,000	30,000
45211	Fuel	140,564	118,378	85,000	85,000	120,000
45225	Software/License Support	-	-	15,440	15,440	21,430
45231	Clothing & Apparel	26,225	23,052	17,000	17,000	20,000
45243	Computer/Operating Supply	13,800	37,477	7,320	7,320	19,920
45244	Ammunition	19	9,943	10,000	10,000	10,000
45247	First Aid Supplies	520	-	1,200	1,200	1,200
45289	Automotive Parts	66,583	59,634	35,000	35,000	15,000
45291	Operating Supplies - Disaster	-	1,167	2,500	2,500	-
45299	Operating Supplies - Misc	17,288	10,788	7,000	7,000	8,500
45411	Dues and Memberships	-	50	200	200	200
45461	Books and Publications	-	-	2,500	2,500	2,500
TOTAL OPERATING		\$ 350,493	\$ 393,388	\$ 416,370	\$ 416,370	\$ 579,660

POLICE PATROL

001064

EXP CODE	CLASSIFICATION	ACTUAL FY18-19	ACTUAL FY19-20	ESTIMATE FY20-21	AMENDED BUDGET FY20-21	BUDGET AMOUNT FY21-22
46413	Data Processing Equipment	56,288	24,873	110,420	110,420	-
46414	Automobiles	118,062	-	-	-	-
46417	Communications Equipment	19,481	-	-	-	99,480
46431	Special Purpose Equipment	-	77,203	55,000	55,000	91,730
TOTAL CAPITAL		\$ 193,831	\$ 102,076	\$ 165,420	\$ 165,420	\$ 191,210

TOTAL EXPENDITURES **\$ 4,077,793** **\$ 4,293,919** **\$ 4,276,220** **\$ 4,351,670** **\$ 4,936,340**

5-YEAR CAPITAL EQUIPMENT/IMPROVEMENT PROGRAM POLICE PATROL

EXP CODE	CLASSIFICATION	FY 21-22	FY 22-23	FY 23-24	FY 24-25	FY 25-26
46417	<i>Communication Equipment</i>					
	Handhelds (10)	18,480	-	-	-	-
	In Car Radios (15)	81,000	-	-	-	-
	TOTAL	99,480	-	-	-	-
46431	<i>Special Purpose Equipment</i>					
	Body Cameras (40)	52,910	52,910	52,910	52,910	-
	In Car Cameras (15)	22,820	22,820	22,820	22,820	22,820
	Tasers (50)	16,000	35,000	35,000	35,000	35,000
	TOTAL	91,730	110,730	110,730	110,730	57,820

DIVISION TOTAL \$ 191,210 \$ 110,730 \$ 110,730 \$ 110,730 \$ 57,820

POLICE – CODE ENFORCEMENT

IT IS THE MISSION OF POLICE – CODE ENFORCEMENT TO

be responsive to the needs of our community and deliver quality police services that provide the highest quality of life to our residents, businesses, and guests; to strengthen partnerships with local, state, and federal agencies to expand the department's law enforcement service capabilities; and to establish new partnerships within our residential and business communities.

DESCRIPTION

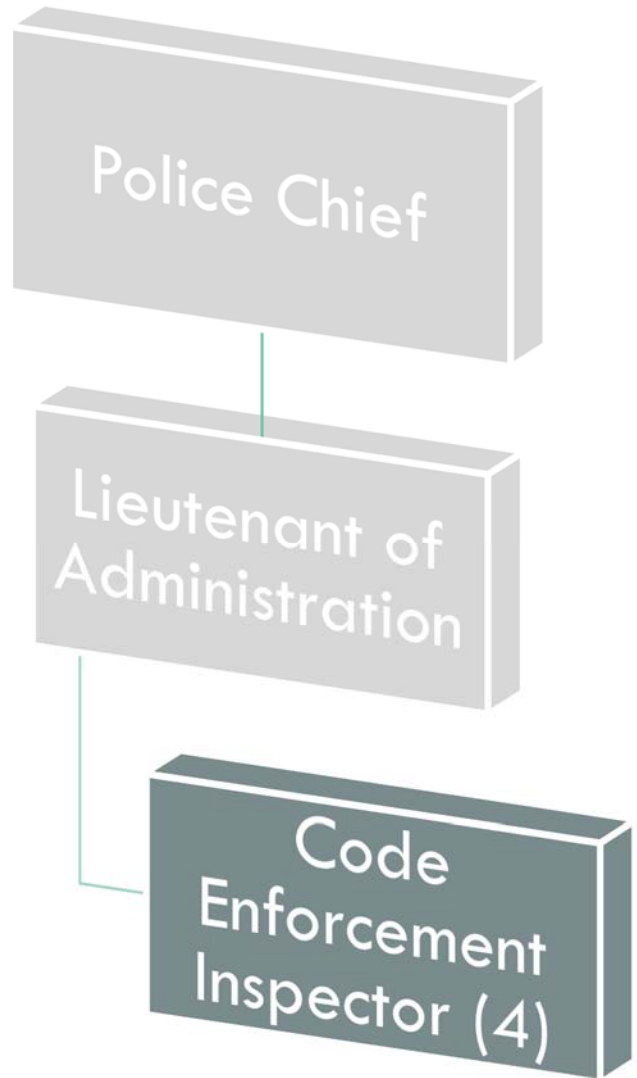
The New Port Richey Police Department focuses on the safety of residents, visitors, and businesses. Officers protect the citizens of New Port Richey, even at risk to their own lives. These men and women are some of the most dedicated and loyal public servants in this great nation and have vowed to serve with Courage, Pride and Commitment.

ACCOMPLISHMENTS OF FY21

- Conducted numerous code enforcement operations at local hotels/motels in collaboration with the Development Department, Fire Department, the Florida Department of Health, and the Division of Professional Regulations
- Conducted code sweeps in problematic areas
- Focused attention on business sign and outdoor display violations
- Focused attention on numerous chronic nuisance landlords within the City
- Identified many dilapidated properties eligible for foreclosure

FY22 INITIATIVES

- Continue code enforcement sweeps on chronic nuisance properties and landlords
- Continue efforts to ensure compliance with business tax receipts requirements



Authorized Personnel – Full-time Equivalent			
Position/Title	FY19-20	FY20-21	FY21-22
Code Enforcement Inspector	4	4	4
Total	4	4	4

POLICE CODE ENFORCEMENT

001065		AMENDED				BUDGET
EXP		ACTUAL	ACTUAL	ESTIMATE	BUDGET	AMOUNT
CODE	CLASSIFICATION	FY18-19	FY19-20	FY20-21	FY20-21	FY21-22
41299	Regular Full-Time Wages	102,269	146,989	155,710	155,710	165,980
41411	Overtime Wages	5,444	413	1,500	4,000	1,500
41523	Cleaning Allowance	1,250	1,827	2,000	2,000	2,000
42111	Social Security Matching	8,175	11,142	8,900	8,900	9,640
42211	Florida Retirement System	8,880	13,169	13,440	13,440	15,240
42311	Health Insurance	14,503	20,496	24,923	25,840	27,130
42312	Life Insurance	48	66	80	80	120
42313	Accidental Death & Disab Insurance	6	9	20	20	40
42436	Workers Comp - Inspection of Risks (8720)	1,477	2,918	3,150	5,190	3,340
TOTAL PERSONNEL SERVICES		\$ 142,052	\$ 197,029	\$ 209,723	\$ 215,180	\$ 224,990
43111	City Attorney Services	224	-	-	-	-
43431	Animal Control Services	105,234	103,629	104,000	104,000	138,980
43439	Lot Mowing/Clearing	2,300	4,385	4,500	4,500	4,500
43499	Contractual Services - Misc	1,447	835	1,500	1,500	6,600
44011	Travel & Training	513	199	1,500	1,500	1,500
44211	Postage	7,205	4,393	5,000	5,000	4,000
44463	Automotive(s)	-	-	1,500	5,910	6,340
44621	Maintenance & Repairs - Equipment	-	450	600	600	600
44631	Maintenance & Repairs - Central Garage	780	960	723	1,500	750
44799	Printing & Binding - Misc	485	445	1,200	1,200	1,200
45111	Office Supplies - General	2,351	940	1,200	1,200	1,200
45211	Fuel	2,024	1,674	3,000	3,000	3,000
45231	Clothing & Apparel	1,554	700	1,000	1,000	1,000
45242	Photographic Supplies	-	149	-	350	-
45243	Computer/Operating Supply	4,220	7,914	1,500	1,500	1,500
45289	Automotive Parts	1,218	1,474	760	760	750
45299	Operating Supplies - Miscellaneous	283	2,973	4,500	4,500	3,500
45411	Dues & Memberships	-	100	100	100	100
TOTAL OPERATING		\$ 129,838	\$ 131,220	\$ 132,583	\$ 138,120	\$ 175,520
TOTAL EXPENDITURES		\$ 271,890	\$ 328,249	\$ 342,306	\$ 353,300	\$ 400,510

POLICE – SPECIAL TRAFFIC ENFORCEMENT

IT IS THE MISSION OF POLICE – SPECIAL TRAFFIC ENFORCEMENT TO

be responsive to the needs of our community and deliver quality police services that provide the highest quality of life to our residents, businesses, and guests; to strengthen partnerships with local, state, and federal agencies to expand the department's law enforcement service capabilities; and to establish new partnerships within our residential and business communities.

DESCRIPTION

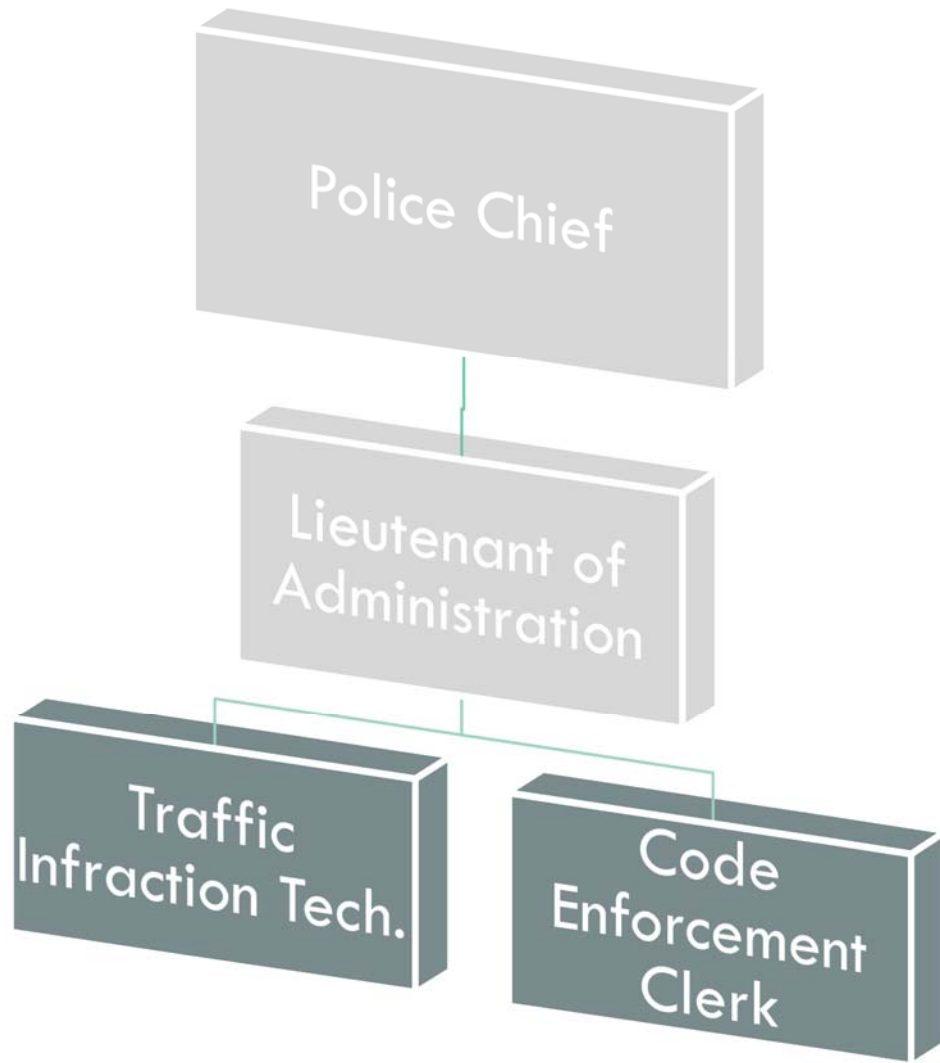
The New Port Richey Police Department focuses on the safety of residents, visitors, and businesses. Officers protect the citizens of New Port Richey, even at risk to their own lives. These men and women are some of the most dedicated and loyal public servants in this great nation and have vowed to serve with Courage, Pride and Commitment.

ACCOMPLISHMENTS OF FY21

- From October 1, 2020 thru April 30, 2021, the solo incumbent in this unit reviewed 11,206 potential red light violations and issued 7,546 Notices of Violation
- Assisted with 6 criminal/civil investigations by obtaining video and reviewing footage to identify suspect vehicles
- Tested 113 civil hearings before the City's Special Magistrate and 201 Uniform Traffic Citation Red Light Camera county court hearings
- Processed 104 vehicle impounds and registered 272 golf carts
- Assisted in the programming and deployment of the Department's electronic message boards, as needed
- Coordinated all maintenance of the Department's specialty vehicles

FY22 INITIATIVES

- It is anticipated that this unit will assume additional responsibilities, such as:
 - Initiate incident reports not requiring criminal follow-up (i.e. stolen property, stolen tags, etc.)
 - Assisting with Body Worn Camera video redaction for public record requests



Authorized Personnel – Full-time Equivalent			
Position/Title	FY19-20	FY20-21	FY21-22
Code Enforcement Clerk	1	1	1
Traffic Infraction Technician	1	1	1
Total	2	2	2

POLICE SPECIAL TRAFFIC ENFORCEMENT

001067 EXP CODE	CLASSIFICATION	ACTUAL FY18-19	ACTUAL FY19-20	ESTIMATE FY20-21	AMENDED BUDGET FY20-21	BUDGET AMOUNT FY21-22
41299	Regular Full-Time Wages	64,021	69,345	66,400	66,400	67,390
41411	Overtime Wages	1,068	355	700	700	1,160
42111	Social Security Matching	4,709	5,201	5,170	5,170	5,240
42211	Florida Retirement System	4,430	5,093	5,720	5,720	6,240
42311	Health Insurance	16,150	15,672	17,420	17,420	19,080
42312	Life Insurance	38	36	40	40	80
42313	Accidental Death & Disab Insurance	5	4	10	10	20
42426	Workers Comp - Clerical (8810)	127	129	180	180	200
TOTAL PERSONNEL SERVICES		\$ 90,548	\$ 95,835	\$ 95,640	\$ 95,640	\$ 99,410
43199	Professional Services - Misc	42,502	29,219	45,000	45,000	46,000
43429	Red Light Camera Fee	271,112	267,633	271,200	271,200	274,000
43481	State Share - Red Light Cameras	886,376	689,938	675,000	675,000	800,000
44211	Postage	244	-	500	1,500	500
44799	Printing & Binding - Misc	819	1,265	900	1,000	900
45111	Office Supplies - General	3,237	165	1,000	2,700	1,000
45243	Computer/Operating Supply	1,216	11	1,200	3,100	2,000
45299	Operating Supplies - Misc.	527	258	300	300	500
TOTAL OPERATING		\$ 1,206,033	\$ 988,489	\$ 995,100	\$ 999,800	\$ 1,124,900

TOTAL EXPENDITURES \$ 1,296,581 \$ 1,084,324 \$ 1,090,740 \$ 1,095,440 \$ 1,224,310

FIRE & EMERGENCY SERVICE- SUPERVISION

IT IS THE MISSION OF FIRE & EMERGENCY SERVICE – SUPERVISION TO

protect the lives and property of the citizens and visitors of New Port Richey by providing the highest possible level of service through fire prevention, public education, fire suppression, emergency medical services and mitigation of the effects from natural and man-made disasters, consistent with resources provided.

DESCRIPTION

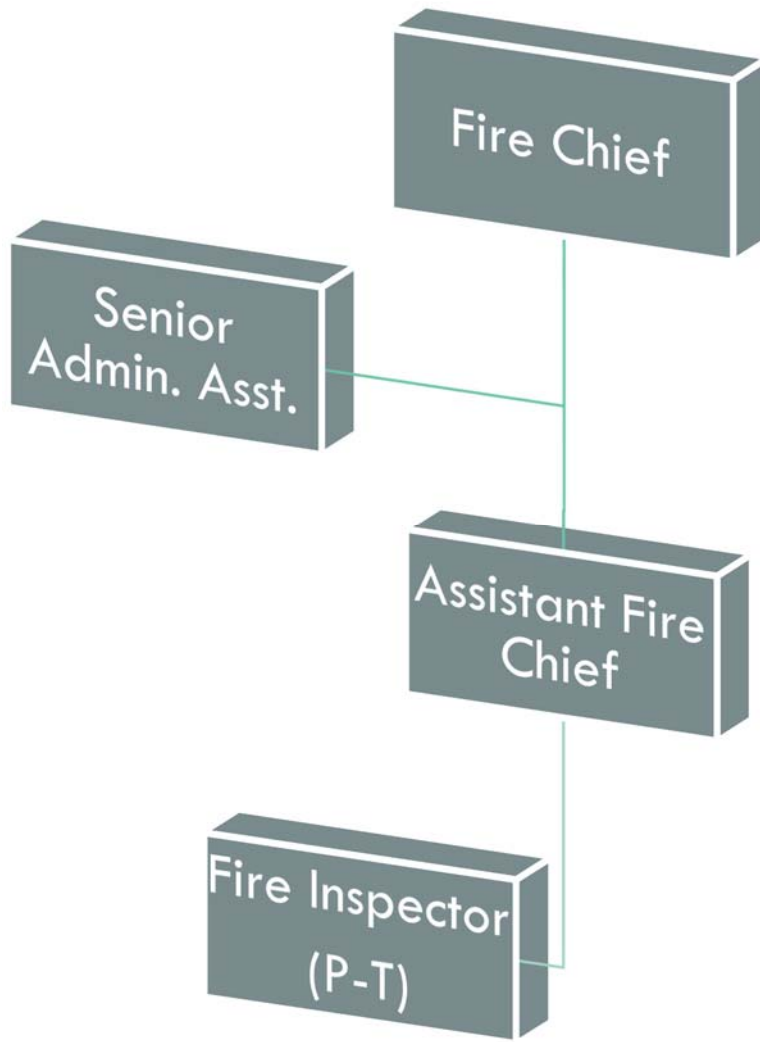
The Fire Department includes 2 stations to respond to emergencies as quickly as possible. In addition to providing fire protection services, the Fire Department responds to many other emergencies, including emergency medical service calls, hazardous materials spills or releases, hazardous traffic and weather conditions, water rescue and recovery, technical rescue and any other natural or man-made emergency. In addition to emergency services, the Fire Department provides a number of nonemergency services to ensure the safety of our community, including inspections all commercial businesses to make sure they meet the fire safety code.

ACCOMPLISHMENTS OF FY21

- Completed remodel of three rooms in Fire Station #1, as part of a “Firehouse Makeover”, partnered with Ashley Home Store
- Completed design of the new Fire Station #2
- Made improvements to the department’s fleet to include a new ladder truck, an electric vehicle, and 4 new support vehicles
- Upgraded the department’s reporting software from Zoll to Fireworks
- Established and maintained COVID-19 guidelines and protocols for the City and played a large role in handling day to day issues with city staff and facilities
- Facilitated reimbursements for COVID-19 related expenditures through the CARES Act
- Received Firehouse Sub Grant award, in the amount of \$32,256, to fund the purchase of a new set of cordless battery operated extrication tools
- Received Firefighter Decontamination Grant from the FL Department of Financial Services, State Fire Marshall’s Office, in the amount of \$10,244.89, to largely support the purchase of new bunker gear extractor (washer)
- Received grant award from the FL Department of Economic Opportunity, in the amount of \$572,005, to largely fund the critical hardening renovation of Fire Station #1
- Facilitated and administered over 100 COVID-19 vaccinations to city staff and family members
- Residential Rental Inspectors conducted over 1,500 inspections of rental properties in the City and continued to identify new rental properties with the efforts of the newly hired Residential Rental Inspection Coordinator

FY22 INITIATIVES

- Complete renovation of Fire Station #1
- Complete the construction of the new Fire Station #2
- Launch new residential Knox Box campaign
- Enhance emergency management initiatives
- Complete Transport Feasibility Study
- Continue to update the City’s Disaster Plan



Authorized Personnel – Full-time Equivalent			
Position/Title	FY19-20	FY20-21	FY21-22
Fire Chief	1	1	1
Asst. Fire Chief	1	1	1
Senior Administrative Assistant	1	1	1
Fire Inspector	.73	0	.73
PT Coordinator of Residential Rental Inspection Division	.50	0	0
Total	4.23	3.00	3.73

FIRE SUPERVISION

001071					AMENDED	BUDGET
EXP		ACTUAL	ACTUAL	ESTIMATE	BUDGET	AMOUNT
CODE	CLASSIFICATION	FY18-19	FY19-20	FY20-21	FY20-21	FY21-22
41111	Dept Head Salaries	85,648	89,582	86,970	86,970	89,570
41112	Division Head Salaries	77,750	79,950	79,690	79,690	80,870
41299	Regular Full-Time Wages	36,005	37,143	35,220	35,220	35,740
41311	Part-Time Wages	25,466	12,917	-	-	19,620
41411	Overtime	-	-	-	-	500
41522	Education Incentive Pay	1,025	1,214	1,200	1,200	1,200
41523	Cleaning Allowance	1,300	1,300	1,300	1,300	1,300
41525	Paramedic Incentive Pay	1,800	1,821	1,800	1,800	1,800
41532	Inspector Incentive Pay	2,400	2,429	2,400	2,400	2,400
41533	USAR Incentive Pay	300	304	300	300	300
42111	Social Security Matching	17,563	16,628	15,980	15,980	19,240
42211	Florida Retirement System	4,305	3,770	2,990	2,990	3,250
42213	Firefighters Pension Fund	41,820	-	-	-	7,690
42311	Health Insurance	10,319	9,537	17,420	17,420	17,420
42312	Life Insurance	56	55	180	180	180
42313	Accidental Death & Disab Insurance	7	8	90	90	90
42423	Workers Comp - Firemen/Chief (7704)	5,606	5,698	10,800	10,800	9,030
42426	Workers Comp - Clerical (8810)	154	129	90	90	130
TOTAL PERSONNEL SERVICES		\$ 311,524	\$ 262,485	\$ 256,430	\$ 256,430	\$ 290,330
43499	Contractual Services - Misc	173	2,376	2,376	3,000	360
44011	Travel & Training	1,501	274	500	500	3,000
44121	Telephone - Local	1,400	1,619	2,000	2,000	2,000
44134	Data Lines	8,226	7,349	9,000	9,000	7,200
44136	Data Lines - Residential Rental Inspection	18	-	2,000	2,000	-
44211	Postage	358	32	400	400	400
44221	Freight Express Charges	-	-	200	200	200
44311	Electric - City Facilities	11,407	11,334	12,000	12,000	12,000
44341	Gas - Natural/Propane	911	829	1,000	1,000	1,000
44351	Water & Sewer - City	9,288	12,847	9,000	9,000	10,000
44373	Street Light Fee	69	71	72	100	100
44381	Stormwater Assessment	282	294	296	300	300
44463	Automotive(s)	-	644	18,900	18,900	22,470
44481	Lease - Copier	-	273	2,000	2,000	2,500
44534	Police-Fire AD & D Insurance	3,746	-	3,124	3,130	4,000
44535	Fire - Cancer Insurance	392	8,329	-	4,010	4,710
44611	Maintenance & Repairs - Bldg & Grounds	-	46	1,000	1,000	1,000
44631	Maintenance & Repairs - Central Garage	420	120	300	300	300
44799	Printing & Binding	2,697	1,372	1,000	1,000	1,000
45111	Office Supplies - General	1,703	1,555	1,500	2,000	1,500
45211	Fuel	5,166	4,364	3,000	4,000	3,000
45225	Software Licenses/Support	20,252	22,804	17,000	17,000	20,430
45231	Clothing & Apparel	1,240	829	1,000	1,000	1,000
45243	Computer/Operating Supply	1,638	4,742	5,900	5,900	5,000
45289	Automotive Parts	520	68	500	1,500	500
45291	Operating Supplies - Disaster	-	673	300	300	-
45411	Dues & Memberships	1,047	409	500	500	500
45461	Books & Publications	630	307	800	800	700
TOTAL OPERATING		\$ 73,084	\$ 83,560	\$ 95,668	\$ 102,840	\$ 105,170

TOTAL EXPENDITURES \$ 384,608 \$ 346,045 \$ 352,098 \$ 359,270 \$ 395,500

FIRE & EMERGENCY SERVICE- FIREFIGHTING

IT IS THE MISSION OF FIRE & EMERGENCY SERVICE – FIREFIGHTING TO

protect the lives and property of the citizens and visitors of New Port Richey by providing the highest possible levels of service through fire prevention, public education, fire suppression, emergency medical services and mitigation of the effects from natural and man-made disasters, consistent with resources provided.

DESCRIPTION

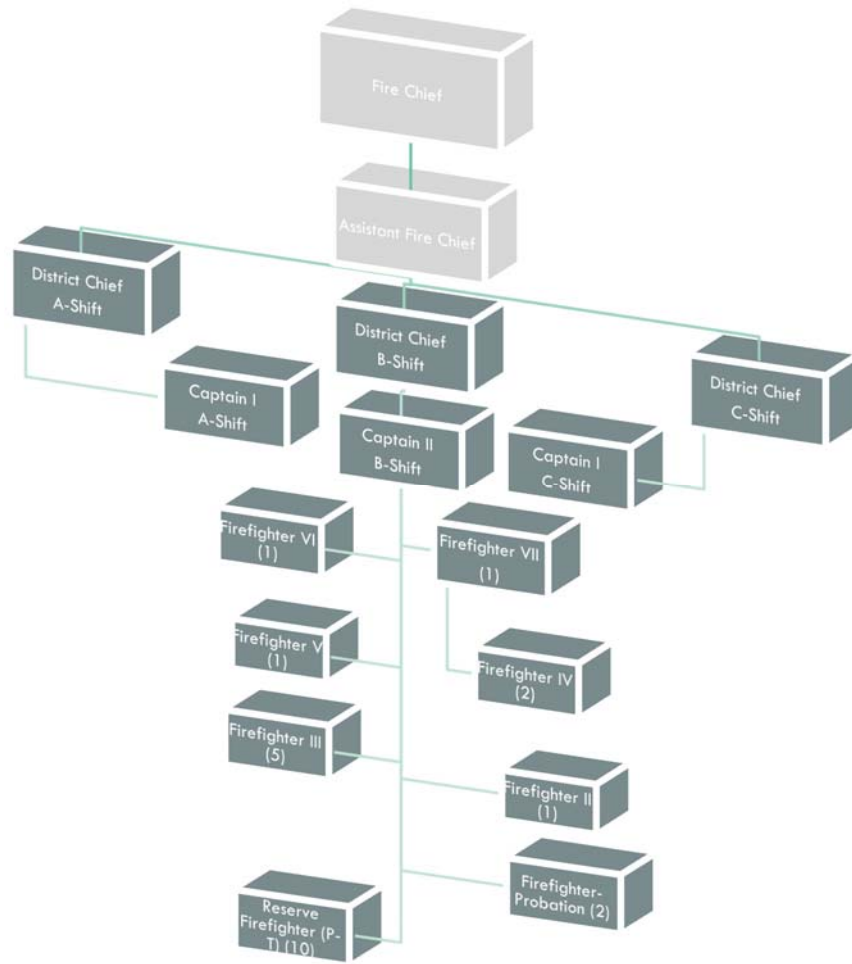
The Fire Department includes 2 stations to respond to emergencies as quickly as possible. In addition to providing fire protection services, the Fire Department responds to many other emergencies, including emergency medical service calls, hazardous materials spills or releases, hazardous traffic and weather conditions, water rescue and recovery, technical rescue and any other natural or man-made emergency. In addition to emergency services, the Fire Department provides a number of nonemergency services to ensure the safety of our community, including inspections for all new buildings, buildings undergoing renovation, and local businesses to make sure they meet the fire safety code.

ACCOMPLISHMENTS OF FY21

- Responded to a record number of over 5,000 calls for service, completed nearly 1,000 fire safety inspections, 80 Business Tax Receipt inspections, 108 plan reviews, and 5,514 training hours
- Staff was instrumental in assisting with the implementation of city-wide COVID-19 guidelines, as well as training city staff and administering over 100 COVID-19 vaccinations
- Staff provided “Stop the Bleed” training to city employees, as a proactive approach to providing lifesaving treatment knowledge and enhancing staff’s preparedness in the event of a catastrophic event
- Ratification of a new 3 year contract agreement with the IAFF Union Local 1158

FY22 INITIATIVES

- Enhance functionality of new reporting software to meet the needs of the department
- Continue to provide community relation initiatives
- Continue to participate in level III facility training with other surrounding agencies which builds a strong working relationship
- Continue our mission of providing the highest level of fire and advanced life support service to the residents and visitors of our City
- Continue to implement operational improvements to advance the department



Authorized Personnel – Full-time Equivalent			
Position/Title compare chart to PY	FY19-20	FY20-21	FY21-22
District Chief	3	3	3
Fire Captain	3	3	6
Firefighter VII	0	0	1
Firefighter VI	1	2	1
Firefighter V	1	0	1
Firefighter IV	0	4	2
Firefighter III	3	4	5
Firefighter II	5	3	1
Firefighter I	4	1	0
Firefighter - Probationary	1	1	2
Reserve Firefighters	1.4	1.4	1.4
Total	22.4	22.4	23.4

FIREFIGHTING

001073					AMENDED	BUDGET
EXP		ACTUAL	ACTUAL	ESTIMATE	BUDGET	AMOUNT
CODE	CLASSIFICATION	FY18-19	FY19-20	FY20-21	FY20-21	FY21-22
41112	Division Head Salaries	222,432	225,318	227,100	227,100	237,000
41299	Regular Full-Time Wages	1,012,525	1,025,192	1,030,270	1,030,270	1,188,630
41314	Part-Time Firefighter Wages	29,735	33,988	49,830	49,830	52,050
41411	Overtime Wages	14,546	24,364	40,000	40,000	40,000
41413	Overtime - Residential Rental Inspection	34,078	25,982	30,000	30,000	30,000
41414	Overtime - Special Events	3,906	1,507	2,000	4,500	3,000
41522	Education Incentive Pay	4,320	5,003	4,920	4,920	4,920
41523	Cleaning Allowance	13,650	13,325	13,650	13,650	14,300
41525	Paramedic Incentive Pay	30,525	32,786	32,400	32,400	32,400
41530	Coordinator Incentive	2,060	2,064	1,560	1,560	1,560
41532	Inspector Incentive Pay	12,200	12,271	12,000	12,000	14,400
41533	USAR Incentive Pay	2,150	2,126	2,100	2,100	2,100
41537	Reporting Software Admin	360	486	480	480	480
42111	Social Security Matching	103,991	104,350	104,670	104,670	118,230
42213	Firefighters Pension Fund	321,463	-	-	-	92,310
42217	Fire Pensions - State Funds	108,190	114,779	114,770	114,770	125,000
42311	Health Insurance	186,728	208,366	210,360	210,360	219,510
42312	Life Insurance	392	374	960	960	1,320
42313	Accidental Death & Disab Insurance	49	49	80	80	120
42423	Workers Comp - Firemen/Chief (7704)	42,932	41,627	52,010	52,010	63,840
TOTAL PERSONNEL SERVICES		\$ 2,146,232	\$1,873,957	\$ 1,929,160	\$ 1,931,660	\$ 2,241,170
43132	Physicals - FF & Reserves	14,295	17,494	18,000	18,000	18,000
43499	Contractual Services - Misc	2,400	2,400	2,400	2,400	2,520
44011	Travel & Training	3,123	3,316	2,000	1,000	3,000
44212	Postage - Residential Rental Inspection	2,908	1,884	3,500	3,500	3,000
44463	Automotive(s)	-	-	5,000	5,000	22,950
44621	Maintenance & Repairs - Equipment	4,013	526	7,000	7,000	4,000
44624	USAR - Specialized Technical Equip	2,104	195	1,000	1,000	1,000
44626	Maintenance & Repairs - MSA Equipment	2,961	2,128	2,500	2,500	2,700
44631	Maintenance & Repairs - Central Garage	12,797	12,310	5,800	5,800	5,800
44641	Maintenance & Repairs - EMS First Aid Eq	2,818	166	3,700	3,700	4,100
44643	Maintenance & Repairs - Fire Hose	4,831	4,856	5,000	5,000	5,000
44998	Other Current Charges - Res. Rental Insp	467	415	1,000	1,000	500
45111	Office Supplies - General	1,360	943	1,500	1,500	1,000
45141	Small Tools & Implements	7,407	1,322	5,000	5,000	2,500
45211	Fuel	27,395	21,316	20,000	30,000	25,000
45231	Clothing & Wearing Apparel	14,953	9,781	10,000	10,000	10,000
45235	Bunker Gear	7,988	9,826	8,000	8,000	9,000
45237	Clothing - Residential Inspec	84	-	500	500	400
45243	Computer/Operating Supply	5,830	9,826	10,000	10,000	10,000
45247	First Aid Supplies	26,140	24,324	26,500	26,500	28,500
45254	Training Supplies - General	3,355	3,494	4,200	4,200	4,500
45289	Automotive Parts	44,125	24,043	20,000	30,000	20,000
45291	Operating Supplies - Disaster	-	9,283	3,000	2,000	3,000
45295	Community Education	1,967	604	1,500	1,500	4,000
45299	Operating Supplies - Miscellaneous	8,002	7,936	7,000	7,000	5,000
45411	Dues & Memberships	-	-	100	100	100
45461	Books & Publications	428	-	500	500	500
TOTAL OPERATING		\$ 201,751	\$ 168,388	\$ 174,700	\$ 192,700	\$ 196,070
46399	Improvements Other than Buildings	15,228	-	-	-	-
46413	Data Processing Equipment	-	-	16,000	16,000	-

FIREFIGHTING

001073 EXP		ACTUAL	ACTUAL	ESTIMATE	AMENDED	BUDGET
CODE	CLASSIFICATION	FY18-19	FY19-20	FY20-21	FY20-21	AMOUNT
						FY21-22
46415	Trucks & Trailers	-	-	886,000	886,000	-
46431	Special Purpose Equipment	52,033	217,873	32,000	62,000	32,000
TOTAL CAPITAL		\$ 67,261	\$ 217,873	\$ 934,000	\$ 964,000	\$ 32,000

TOTAL EXPENDITURES \$ 2,415,244 \$ 2,260,218 \$ 3,037,860 \$ 3,088,360 \$ 2,469,240

5-YEAR CAPITAL EQUIPMENT/IMPROVEMENT PROGRAM FIREFIGHTING

EXP CODE	CLASSIFICATION	FY 21-22	FY 22-23	FY 23-24	FY 24-25	FY 25-26
46431	<i>Special Purpose Equipment</i>					
	Defibrillator	32,000	-	-	-	-
	Replacement of ATV	-	30,000	-	-	-
	TOTAL	32,000	30,000	-	-	-

DIVISION TOTAL \$ 32,000 \$ 30,000 \$ - \$ - \$ 13,200

COMPREHENSIVE PLANNING - ECONOMIC DEVELOPMENT

IT IS THE MISSION OF ECONOMIC DEVELOPMENT TO

Pursue private sector capital investment to nurture ad valorem growth, job creation and business retention to enhance the quality of life for New Port Richey residents.

DESCRIPTION

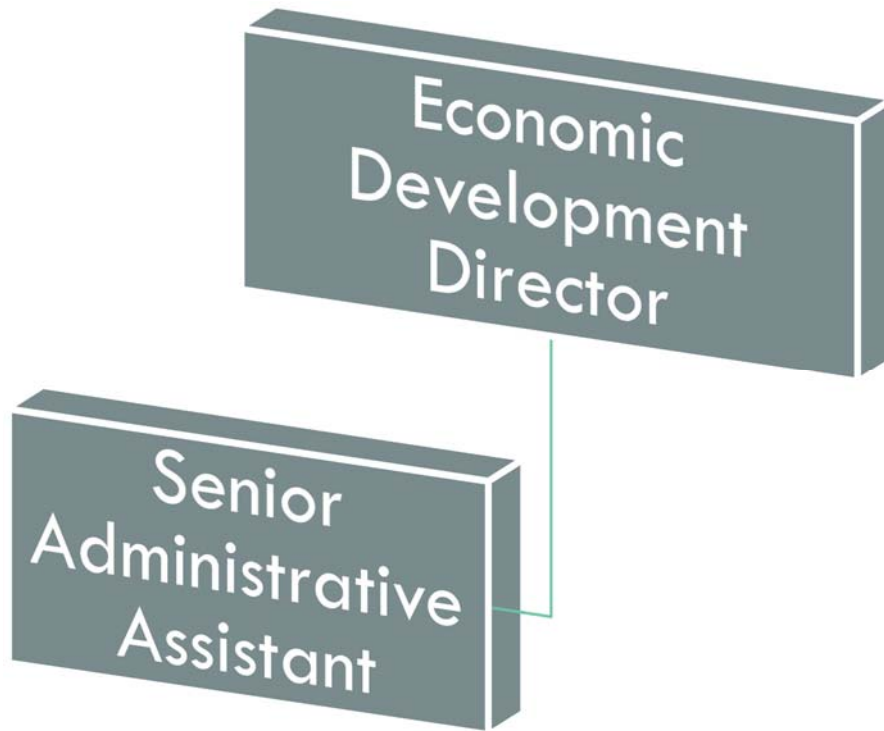
The redevelopment of our community is a central focus of the Economic Development Department. It is the responsibility of the Department to plan, coordinate, and facilitate the City's efforts to attract, retain and grow businesses and jobs.

ACCOMPLISHMENTS OF FY21

- Assembled land for Rivergate Redevelopment project
- Sold Rivergate parcels for development of Keiser University and future hotel
- Negotiated and gained approval for 360+ stall parking structure at Rivergate site
- Sold the former Business Incubator
- Designed entry feature for Downtown at intersection of Main St. and U.S. Hwy 19
- Designed "Walk of Fame" for Hacienda Hotel sidewalk on Bank St.
- Developed new marketing brand platform for the City and Downtown
- Developed new marketing and public relations plan and began implementation by Marketing Specialist

FY21 INITIATIVES

- Rivergate Redevelopment:
 - Complete construction of parking garage
 - Pursue additional Rivergate property development for former SunTrust and former Church properties
 - Pursue additional West Main Street acquisitions from Cotee River to U.S. Hwy 19
- Hacienda Hotel:
 - Transfer of Hacienda Hotel to Lakeside Inn Mt. Dora
 - Opening of the Hacienda Hotel
- Residential Redevelopment:
 - Purchase blighted multi-plex properties for redevelopment into single family, owner-occupied units
 - Continue home improvement grant program through CDBG funds
- Commercial Redevelopment:
 - Develop "Health Village" concept for former HCA site, secure anchor development, and brand and market district
 - Issue RFP for Chamber building site for possible redevelopment with boat ramp
 - Pursue Downtown retail commercial development
 - Design improvements to Grand Blvd. and Railroad Square
 - Facilitate commercial development on the Pridgen site



Authorized Personnel – Full-time Equivalent			
Position/Title	FY18-19	FY19-20	FY20-21
Economic Development Director	1	1	1
Senior Administrative Assistant	1	1	1
Total	2	2	2

ECONOMIC DEVELOPMENT

001080		AMENDED				BUDGET
EXP		ACTUAL	ACTUAL	ESTIMATE	BUDGET	AMOUNT
CODE	CLASSIFICATION	FY18-19	FY19-20	FY20-21	FY20-21	FY21-22
41111	Dept Head Salaries	78,427	83,999	84,070	84,070	85,070
41299	Regular Full-Time Wages	36,067	37,280	30,000	38,000	44,850
41512	Gas/Car Allowance	2,750	3,000	3,000	3,000	3,000
42111	Social Security Matching	8,547	9,623	9,490	9,650	10,170
42211	Florida Retirement System	22,106	33,319	23,470	24,840	27,980
42311	Health Insurance	9,808	14,017	13,450	17,420	18,300
42312	Life Insurance	36	35	100	120	120
42313	Accidental Death & Disab Insurance	5	4	50	60	60
42426	Workers Comp - Clerical (8810)	245	250	290	330	330
TOTAL PERSONNEL SERVICES		\$ 157,991	\$ 181,527	\$ 163,920	\$ 177,490	\$ 189,880
43199	Professional Services	-	630	-	-	-
44011	Travel & Training	1,426	-	744	750	750
44134	Data Lines	-	61	500	500	500
44211	Postage	244	-	-	-	-
44623	Maintenance & Repairs - Copiers	341	-	50	50	50
44999	Other Current Charges - Misc.	477	159	17	-	-
45111	Office Supplies - General	2,117	2,184	1,000	1,000	500
45231	Clothing & Wearing Apparel	-	176	-	-	-
45411	Dues & Memberships	659	-	1,000	1,000	1,000
45461	Books & Publications	30	206	100	100	100
TOTAL OPERATING		\$ 5,294	\$ 3,416	\$ 3,411	\$ 3,400	\$ 2,900
TOTAL EXPENDITURES		\$ 163,285	\$ 184,943	\$ 167,331	\$ 180,890	\$ 192,780

COMPREHENSIVE PLANNING - DEVELOPMENT

IT IS THE MISSION OF THE DEVELOPMENT DEPARTMENT TO

enhance the City's position as the business, financial, recreation and cultural heart of West Pasco County, by ensuring the safe conditions of existing buildings, making sure new developments are aesthetically pleasing, functionally relevant, and enhancing the residential and commercial core of the City.

DESCRIPTION

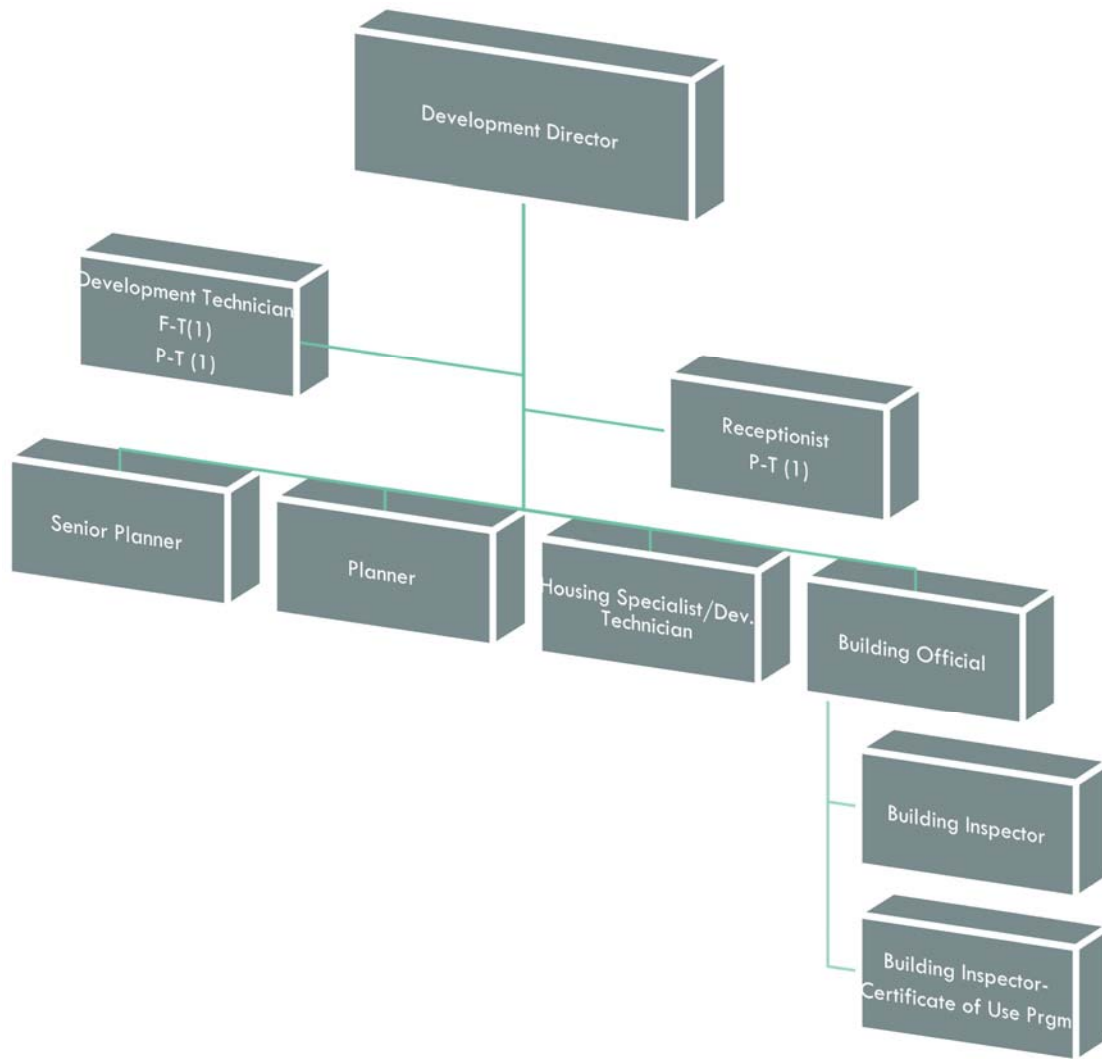
The Development Department coordinates the approval processes for building, planning and zoning, and redevelopment activities in the City. The Department ensures that existing properties and newly constructed buildings meet all applicable codes and regulations. It also provides long-range comprehensive planning services and short-range zoning determinations.

ACCOMPLISHMENTS OF FY21

- Began the implementation of Citizens Self-Serve (CSS) in EnerGov
- Processed permitting and inspections of major developments, including the City's parking garage, Keiser University, 7-Eleven, Friendly KIA, and Oyster Bayou
- Processed numerous Land Development Code (LDC) amendments, including Multi-Family Design Standards and Front Yard Fences
- Submitted several grant applications
- Processed and issued the following:
 - Approved 1,145 building permits valued at over \$34 million and over 2,300 building inspections
 - Processed over 30 development applications through the DRC and 9 through the LDRB
 - Greeted over 1,600 walk-in customers
 - Demolished 13 structures in the Slum and Blight Program

FY22 INITIATIVES

- Continue to amend the 2030 Comprehensive Plan and the Land Development Code as needed
- Continue to process building permits and inspections
- Continue to implement the Slum & Blight program and the Housing Rehab program
- Seek Certified Local Government Program designation for the Historic Preservation Board
- Continue to pursue grants that further the goals of the City, e.g. CDBG & others
- Amend Zoning Map and Future Land Use Map to correct errors and update GIS zoning maps



Authorized Personnel – Full-time Equivalent			
Position/Title	FY19-20	FY20-21	FY21-22
Development Director	1	1	1
Receptionist	.5	.73	.73
Development Technician	2	1.73	2
Senior Planner	1	1	1
Planner	1	1	1
Housing Specialist/Dev. Technician	1	1	1
Building Official	1	1	1
Building Inspector	1	1	1
Building Inspector (Certificate of Use Prgm)	0	.73	.73
Total	8.50	9.19	9.46

DEVELOPMENT

001081					AMENDED	BUDGET
EXP		ACTUAL	ACTUAL	ESTIMATE	BUDGET	AMOUNT
CODE	CLASSIFICATION	FY18-19	FY19-20	FY20-21	FY20-21	FY21-22
41111	Dept Head Salaries	82,014	73,712	-	87,510	89,000
41112	Division Head Salaries	57,241	36,638	-	76,520	76,520
41299	Regular Full-Time Wages	158,958	228,729	233,510	233,510	255,470
41311	Part-Time Wages	15,848	26,847	41,890	41,890	33,150
41411	Overtime Wages	6,851	1,448	2,840	2,840	2,990
41512	Gas/Car Allowance	3,000	1,875	-	3,000	3,000
42111	Social Security Matching	23,848	27,403	17,722	32,650	33,490
42211	Florida Retirement System	42,300	37,950	24,178	47,380	48,430
42311	Health Insurance	34,407	48,194	43,873	58,160	59,400
42312	Life Insurance	90	106	105	360	600
42313	Accidental Death & Disab Insurance	12	14	10	150	300
42426	Workers Comp - Clerical (8810)	45	26	56	60	30
42432	Workers Comp - Municipal Class (9410)	5,571	8,762	10,496	11,180	11,190
TOTAL PERSONNEL SERVICES		\$ 430,185	\$ 491,704	\$ 374,681	\$ 595,210	\$ 613,570
43121	City Engineer Services	21,580	25,174	19,000	19,000	40,000
43181	Professional Servcies - Planning	51,433	70,229	40,000	40,000	40,000
43199	Professional Services - Misc	2,540	72,242	28,040	28,040	10,000
43499	Contractual Services - Misc	68,177	89,078	60,000	60,000	60,000
44011	Travel & Training	6,121	1,859	-	-	3,500
44121	Telephone - Local	3,683	5,142	3,650	3,650	3,600
44211	Postage	1,391	1,195	1,500	1,500	1,500
44463	Automotive(s)	-	-	13,430	13,430	11,400
44481	Lease - Copier	3,184	4,137	4,000	4,600	4,000
44571	Notary Bond	-	-	150	150	150
44611	Maintenance & Repairs - Bldg & Grounds	353	-	250	250	250
44631	Maintenance & Repairs - Central Garage	636	840	150	1,000	500
44799	Printing & Binding	791	2,832	1,910	1,910	3,000
44953	Housing Incentives	24,452	8,279	-	-	-
44954	Housing Incentives - CDBG	161,454	-	-	-	237,000
44999	Other Charges - Misc.	1,140	59	-	-	-
45111	Office Supplies - General	1,302	1,276	2,400	2,400	1,500
45211	Fuel	2,461	1,826	260	3,000	500
45225	Software License/Support	-	294	2,902	3,500	3,000
45231	Clothing & Apparel	597	619	600	600	600
45243	Computer/Operating Supply	3,812	9,978	9,000	9,000	9,000
45289	Automotive Parts	1,589	1,122	658	1,750	750
45299	Operating Supplies - Miscellaneous	4,662	1,305	2,000	2,000	1,500
45411	Dues & Memberships	1,304	1,727	2,000	2,000	1,500
45461	Books & Publications	125	1,988	500	500	750
TOTAL OPERATING		\$ 362,787	\$ 301,201	\$ 192,400	\$ 198,280	\$ 434,000
TOTAL EXPENDITURES		\$ 792,972	\$ 792,905	\$ 567,081	\$ 793,490	\$ 1,047,570

PARKS & RECREATION - RECREATION

IT IS THE MISSION OF RECREATION TO

create memorable recreational parks and aquatic experiences to enhance the quality of life. Connecting people and parks for life.

DESCRIPTION

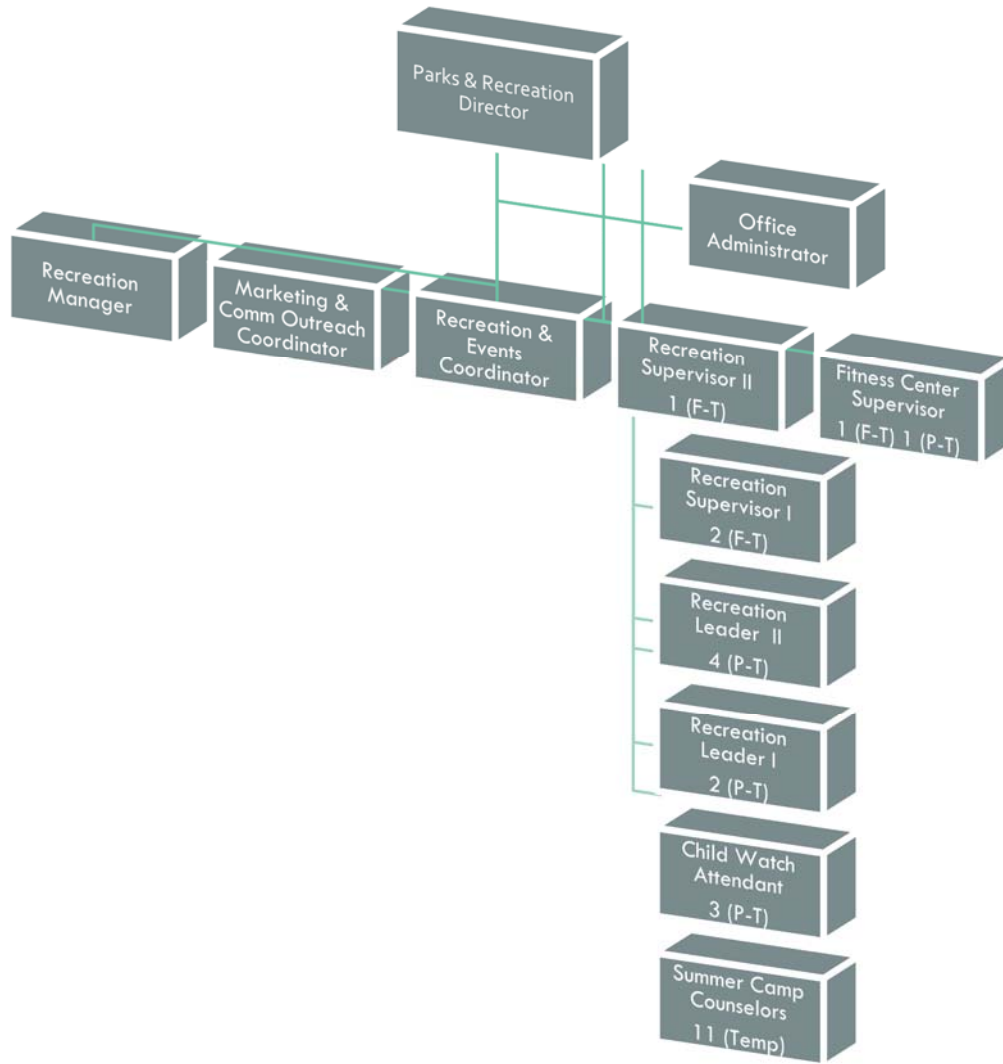
The New Port Richey Recreation & Aquatic Center is a state-of-the-art facility, which offers a variety of affordable recreational activities and athletic training opportunities for everyone. With programs for children, seniors, and adults, the facility has become an integral part of the fabric of the community.

ACCOMPLISHMENTS OF FY21

- Successfully operated programs, facilities, and other designated duties under COVID-19 restrictions
- Transitioned the department's registration, scheduling, and POS system to a more updated and user friendly system
- Renovated tennis courts to include pickle ball lines
- Successfully kick started the department's first youth basketball program for 64 boys and girls, ages 9-14

FY22 INITIATIVES

- Expand programming to offer more Middle School and High School aged community members:
 - Develop a Teen Room for teens to socialize, play games, and have a safe place to complete school work
 - Create Youth Sports Leagues for High School age participants
 - Create specialized events for teens, such as teen movie night
- Provide more training opportunities to staff and opportunities for staff to gain specific certifications and attain career goals:
 - Customer Service training
 - Child Care training
 - Sports Officials training
 - Staff and Facility Safety training
- Improve marketing of the Recreation & Aquatic Center:
 - Create a cohesive presence online through social media pages and website



Authorized Personnel – Full-time Equivalent			
Position/Title	FY19-20	FY20-21	FY21-22
Parks & Recreation Director	1	1	1
Assistant Parks & Recreation Director	1	0	0
Recreation Manager	0	0	1
Office Administrator	1	1	1
Recreation & Events Coordinator	1	1	1
Marketing & Community Outreach Coordinator	.73	.73	.73
Recreation Supervisor II	0	0	1
Recreation Supervisor I	2	2	2
Recreation Leader II	0	0	2.92
Recreation Leader I	5.11	5.11	1.46
Summer Camp Supervisor	.17	.17	.17
Child Watch Attendant	2.19	2.19	2.19
Fitness Center Supervisor	1.73	1.73	1.73
Summer Counselor	1.60	1.60	1.60
Pool Concession Attendant	.62	.62	0
Total	18.15	17.15	17.07

RECREATION

001092					AMENDED	BUDGET
EXP		ACTUAL	ACTUAL	ESTIMATE	BUDGET	AMOUNT
CODE	CLASSIFICATION	FY18-19	FY19-20	FY20-21	FY20-21	FY21-22
41111	Dept Head Salaries	87,962	91,233	80,570	80,570	81,020
41112	Division Head Salaries	56,373	59,015	17,630	17,630	-
41210	Regular Exempt Salaries	22,678	-	-	-	41,600
41299	Regular Full-Time Wages	162,585	169,320	166,740	166,740	199,680
41311	Part-Time Wages	189,428	181,049	175,000	213,730	201,940
41312	Temporary Wages	34,399	23,140	33,000	54,060	39,960
41411	Overtime Wages	1,424	1,484	1,200	1,200	2,500
42111	Social Security Matching	42,527	39,494	36,000	41,600	41,480
42211	Florida Retirement System	48,553	51,315	42,000	46,860	54,940
42311	Health Insurance	54,678	42,819	53,710	53,710	68,790
42312	Life Insurance	139	127	120	200	320
42313	Accidental Death & Disab Insurance	18	16	30	40	60
42426	Workers Comp - Clerical (8810)	72	69	80	100	100
42428	Workers Comp - Parks (9102)	18,120	15,838	19,000	21,220	22,670
TOTAL PERSONNEL SERVICES		\$ 718,956	\$ 674,919	\$ 625,080	\$ 697,660	\$ 755,060
43443	Contractual Services - Instructors	41,908	22,928	30,000	30,000	30,000
43474	Security Services	620	562	1,000	1,000	650
43499	Contractual Services - Misc	1,039	1,039	1,040	1,040	1,700
44011	Travel & Training	4,676	200	-	-	2,100
44121	Telephone - Local	7,481	7,888	7,500	7,500	7,500
44134	Data Lines	4,869	8,085	5,000	5,000	10,000
44143	Cable	355	477	680	680	700
44211	Postage	431	181	300	300	300
44221	Freight Express Charges	587	66	100	100	100
44311	Electric - City Facilities	115,239	109,127	120,000	120,000	115,000
44341	Gas - Natural/Propane	2,547	1,846	1,900	1,900	1,900
44351	Water & Sewer - City	7,954	11,438	8,000	8,000	8,000
44373	Street Light Fee	818	-	820	820	800
44381	Stormwater Assessment	4,561	-	4,560	4,560	4,000
44419	Rent - Equipment/Software	3,254	3,515	4,000	4,000	3,500
44463	Automotive(s)	7,890	7,788	16,220	16,220	13,970
44481	Lease - Copier	1,009	2,432	1,750	1,750	2,000
44611	Maint. & Repairs - Bldg & Grounds	537	1,114	2,000	2,000	1,000
44621	Maintenance & Repairs - Equipment	5,008	2,728	4,000	4,000	3,500
44631	Maint. & Repairs - Central Garage	1,050	690	750	1,000	750
44961	Special Events - City Hosted	12,638	3,032	6,000	6,000	15,000
44962	Recreation - Donation	989	-	-	-	-
44963	Recreation Trips	6,558	525	5,000	5,000	6,000
44965	City Sponsored Programs	35,116	43,837	45,000	45,000	40,000
44999	Other Current Charges - Misc	5,770	4,713	4,000	4,000	5,000
45111	Office Supplies - General	939	-	1,200	1,200	1,200
45141	Small Tools & Implements	7,866	788	1,000	1,000	1,000
45211	Fuel	2,189	1,388	2,000	2,000	1,200
45225	Software Licenses/Support	-	10,206	10,410	10,410	12,720
45231	Clothing & Apparel	2,266	2,490	1,500	1,500	1,500
45234	Swim/Recreation Accessories	1,863	319	1,000	1,000	1,000
45236	Concession Stand Supplies	643	-	-	-	-
45241	Licensing & ID Materials	6,891	3,626	4,500	4,500	3,000

RECREATION

001092						AMENDED	BUDGET
EXP		ACTUAL	ACTUAL	ESTIMATE	BUDGET	AMOUNT	
CODE	CLASSIFICATION	FY18-19	FY19-20	FY20-21	FY20-21	FY21-22	
45243	Computer/Operating Supply	10,642	9,267	9,000	9,000	3,600	
45245	Recreation Supplies	10,187	15,048	12,000	12,000	11,000	
45246	Advertising/Marketing Supplies	27,384	21,504	25,000	25,000	30,000	
45247	First Aid Supplies	228	347	400	400	750	
45248	Prizes & Awards	888	965	2,000	2,000	1,500	
45251	Janitorial Supplies	336	785	1,000	1,000	750	
45289	Automotive Parts	2,950	380	500	1,000	500	
45291	Operating Supplies - Disaster	-	6,629	1,000	1,000	2,000	
45299	Operating Supplies - Misc	8,171	5,404	7,000	7,000	5,000	
45411	Dues & Memberships	852	845	850	850	1,500	
TOTAL OPERATING		\$ 357,199	\$ 314,202	\$ 349,980	\$ 350,730	\$ 351,690	
46299	Building Improvements	18,555	72,788	72,000	72,000	230,000	
46399	Improvements Other Than Bldg - Misc	417,182	2,450	-	-	-	
46411	Office Furniture/Fixtures	3,293	-	-	-	-	
46431	Special Purpose Equipment	1,555	28,637	-	-	-	
TOTAL CAPITAL		\$ 440,585	\$ 103,875	\$ 72,000	\$ 72,000	\$ 230,000	

TOTAL EXPENDITURES \$ 1,516,740 \$ 1,092,996 \$ 1,047,060 \$ 1,120,390 \$ 1,336,750

5-YEAR CAPITAL EQUIPMENT/IMPROVEMENT PROGRAM RECREATION

EXP CODE	CLASSIFICATION	FY 21-22	FY 22-23	FY 23-24	FY 24-25	FY 25-26
46299	<i>Building Improvements</i>					
	2021 Recreation & Aquatic Center Improvements	210,000	50,000	-	-	-
	Senior Center Roof Replacement	20,000	-	-	-	-
	Outdoor Basketball Court Resurfacing	-	30,000	-	-	-
	TOTAL	230,000	80,000	-	-	-
46431	<i>Special Purpose Equipment</i>					
	Bleacher Replacement	-	25,000	-	-	-
	TOTAL	-	25,000	-	-	-

DIVISION TOTAL \$ 230,000 \$ 105,000 \$ - \$ - \$ -

PARKS & RECREATION - AQUATICS

IT IS THE MISSION OF AQUATICS TO

create memorable recreational parks and aquatic experiences for all.

DESCRIPTION

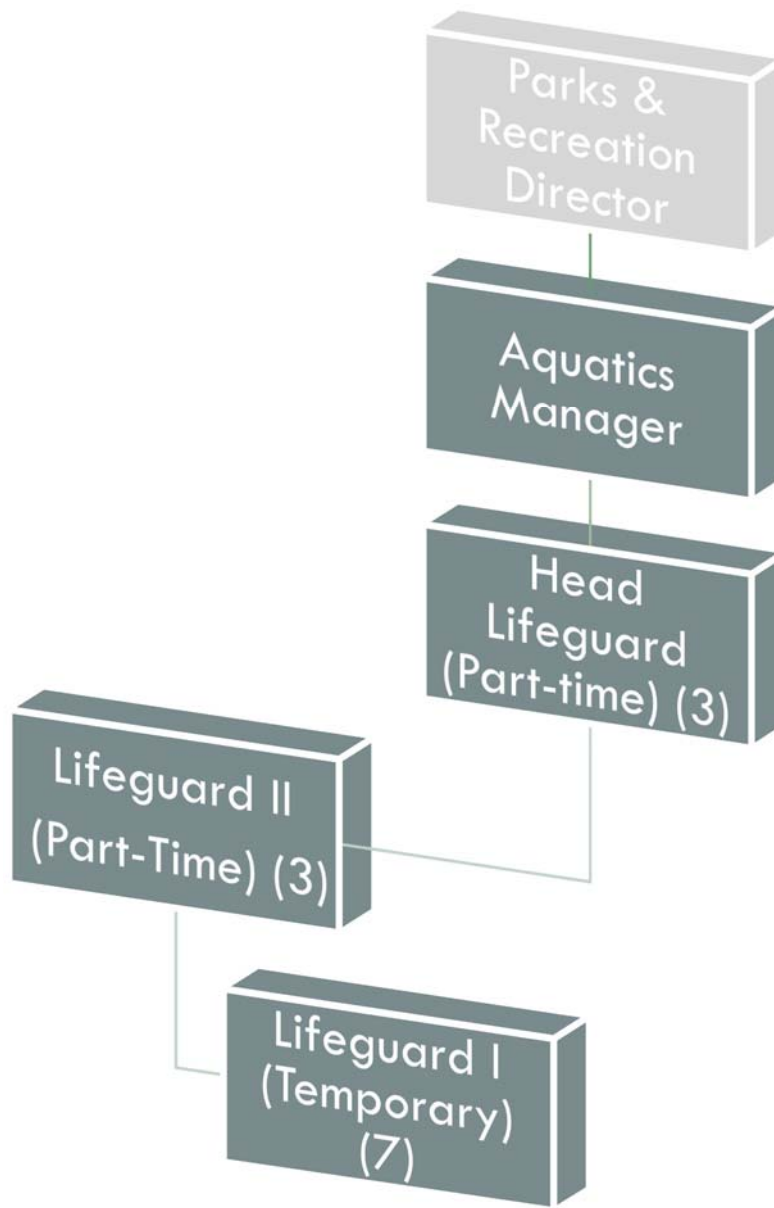
The New Port Richey Recreation & Aquatic Center is a state-of-the-art facility, which offers a variety of affordable recreational activities and athletic training opportunities for everyone. With programs for children, seniors, and adults, the facility has become an integral part of the fabric of the community.

ACCOMPLISHMENTS OF FY21

- Completed pool deck LED lighting upgrades, which included installing new LED lighting to the lap, dive, and plunge pools
- Completed the Pump Room Electrical Improvement Project
- Purchased upgrades to the pool furniture
- Operated successfully through COVID-19 restriction

FY22 INITIATIVES

- Open facility to full capacity post COVID-19 pandemic
- Continue to expand and improve the Recreation and Aquatic Center's program offerings, which include group swim lessons, private swim lessons, CPR certification courses, Swim Under the Stars, Puppy Paddle, Whales Tales Water Safety Lessons, potential programming, partnerships with local schools/athletic teams, and special events
- Continue to expand on staff's professional development by assisting with obtaining the following certifications:
 - American Red Cross Water Safety Instructor Certification
 - American Red Cross Water Safety Instructor Training Certification
 - American Red Cross Lifeguard Instructor Certification
 - National Swimming Pool Foundation Pool & Spa Operator Certification
- Continue to make facility improvements to the Recreation & Aquatics Center, including new lap pool covers, pool resurfacing, painting slides, and purchasing a new chemical controller



Authorized Personnel – Full-time Equivalent			
Position/Title	FY19-20	FY20-21	FY21-22
Aquatics Manager	0	0	1
Aquatics Supervisor	.5	.5	0
Head Lifeguard	2.19	2.19	2.19
Lifeguard II	3.24	3.24	4.38
Lifeguard I	2.45	2.45	2.45
Total	8.78	8.78	8.78

AQUATICS

001094		AMENDED				BUDGET
EXP		ACTUAL	ACTUAL	ESTIMATE	BUDGET	AMOUNT
CODE	CLASSIFICATION	FY18-19	FY19-20	FY20-21	FY20-21	FY21-22
41299	Regular Full-Time Wages	24,335	14,898	49,420	49,420	51,170
41311	Part-Time Wages	60,514	61,341	100,000	105,110	116,750
41312	Temporary Wages	92,025	60,687	75,000	77,160	59,910
42111	Social Security Matching	13,495	10,354	15,000	17,040	17,430
42211	Florida Retirement System	7,187	6,805	10,000	11,550	15,280
42311	Health Insurance	5,773	2,761	7,260	7,260	9,510
42312	Life Insurance	19	17	50	50	60
42313	Accidental Death & Disab Insurance	2	2	20	20	30
42428	Workers Comp - Parks (9102)	7,591	5,277	7,760	7,760	9,590
TOTAL PERSONNEL SERVICES		\$ 210,941	\$ 162,142	\$ 264,510	\$ 275,370	\$ 279,730
43441	Water Safety Instruction	552	418	600	600	600
43499	Contractual Services - Misc	3,549	6,295	5,800	5,800	5,800
44121	Telephone - Local	449	458	600	600	1,080
44311	Electric - City Facilities	18,991	19,592	25,000	25,000	20,000
44341	Gas - Natural/Propane	14,292	8,078	15,750	15,750	15,750
44351	Water & Sewer - City	26,874	28,024	27,000	27,000	27,000
44381	Stormwater Assessment	5,738	-	5,800	5,800	5,800
44611	Maintenance & Repairs - Bldg & Grounds	15,944	14,504	25,000	25,000	18,000
44621	Maintenance & Repairs - Equipment	139	188	200	200	200
45111	Office Supplies - General	-	37	200	200	200
45141	Small Tools & Implements	98	80	100	100	100
45221	Chemicals	27,845	30,621	28,000	28,000	28,000
45222	Laboratory Supplies	92	92	100	100	100
45231	Clothing & Apparel	1,088	1,129	800	800	1,200
45234	Swim/Recreation Accessories	-	638	1,000	1,000	750
45241	Licensing & ID Materials	2,290	2,400	2,300	2,300	2,300
45243	Computer/Operating Supply	-	2,227	1,200	1,200	1,800
45245	Recreation Supplies	225	390	400	400	400
45247	First Aid Supplies	520	516	500	500	500
45248	Prizes & Awards	318	170	300	300	300
45251	Janitorial Supplies	208	362	600	600	600
45299	Operating Supplies - Misc	4,643	4,443	4,000	4,000	4,000
45321	Signs & Sign Material	179	131	200	200	200
45411	Dues & Memberships	160	160	160	160	160
TOTAL OPERATING		\$ 124,194	\$ 120,953	\$ 145,610	\$ 145,610	\$ 134,840
46399	Improvements Other Than Bldg - Misc	62,060	6,545	68,850	68,850	50,000
46431	Special Purpose Equipment	20,965	14,213	-	-	-
TOTAL CAPITAL		\$ 83,025	\$ 20,758	\$ 68,850	\$ 68,850	\$ 50,000

TOTAL EXPENDITURES **\$ 418,160** **\$ 303,853** **\$ 478,970** **\$ 489,830** **\$ 464,570**

5-YEAR CAPITAL EQUIPMENT/IMPROVEMENT PROGRAM AQUATICS

EXP CODE	CLASSIFICATION	FY 21-22	FY 22-23	FY 23-24	FY 24-25	FY 25-26
46399	<i>Improvements Other than Buildings - Misc.</i>					
	Pool Deck Improvements - Lighting Upgrades	-	16,000	-	-	-
	Pool Resurfacing	50,000	40,000	60,000	60,000	-
	Plunge Pool Slides Resurfacing (2)	-	-	-	-	96,000
	TOTAL	50,000	56,000	60,000	60,000	96,000
64-31	<i>Special Purpose Equipment</i>					
	Pool Deck Improvements - Geothermal Heating/Cooling System	-	115,000	-	-	-
	Replacement of Aquatic Center Pump Motors	-	6,500	-	-	-
	TOTAL	-	121,500	-	-	13,200

DIVISION TOTAL \$ 50,000 \$ 177,500 \$ 60,000 \$ 60,000 \$ 109,200

PUBLIC WORKS - SUPERVISION

IT IS THE MISSION OF PUBLIC WORKS – SUPERVISION TO

provide responsive, professional, and courteous services to the Public.

DESCRIPTION

The Public Works Department provides design, construction and maintenance of right-of-ways, maintenance of parks, city properties and parking structures. The Department includes several divisions, which are overseen by Public Works – Supervision. Work is completed by city staff, as well as consultants, contractors and developers.

ACCOMPLISHMENTS OF FY21

- Completed the Design Engineering Inter-local Agreement with Pasco County to replace and raise the Grand Blvd. bridge
- Completed the Restated Wastewater Operating and Maintenance Inter-local Agreement with Pasco County
- Completed water loss audit/analysis and identified tasks needed to reduce water loss

FY22 INITIATIVES

- Complete the following analyses:
 - Water Loss Remediation Action Plan
 - GIS transition to new server and implementation
 - Complete a Utility Revenue Sufficiency Analysis and Tier Structure Analysis
- Complete training in the following areas:
 - Federal and State Traffic Certifications, as well as other required utility certifications
 - Training of new Utility Operations Manager
 - Training on new GIS system, once implemented



Authorized Personnel – Full-time Equivalent			
Position/Title	FY19-20	FY20-21	FY21-22
Public Works Director	1	1	1
Assistant Public Works Director	1	1	1
Administrative Office Manager	1	1	1
Data Support/GIS Mapping Technician	1	1	1
Total	4	4	4

PUBLIC WORKS SUPERVISION

001101		AMENDED				BUDGET
EXP		ACTUAL	ACTUAL	ESTIMATE	BUDGET	AMOUNT
CODE	CLASSIFICATION	FY18-19	FY19-20	FY20-21	FY20-21	FY21-22
41111	Dept Head Salaries	93,322	94,086	95,220	95,220	98,070
41112	Division Head Salaries	55,058	58,490	59,680	59,680	65,230
41299	Regular Full-Time Wages	73,147	75,622	78,940	78,940	83,510
41411	Overtime Wages	504	-	-	1,140	500
41522	Education Incentive Pay	1,200	1,214	1,200	1,200	1,200
42111	Social Security Matching	16,411	17,601	17,820	17,820	19,070
42211	Florida Retirement System	33,104	34,359	35,760	35,760	38,410
42311	Health Insurance	33,519	24,988	34,840	34,840	34,840
42312	Life Insurance	75	72	80	80	120
42313	Accidental Death & Disab Insurance	10	10	20	20	30
42426	Workers Comp - Clerical (8810)	163	165	170	170	180
42432	Workers Comp - Municipal Class (9410)	9,657	2,247	3,010	3,010	4,000
TOTAL PERSONNEL SERVICES		\$ 316,170	\$ 308,854	\$ 326,740	\$ 327,880	\$ 345,160
43499	Contractual Services - Misc	1,441	1,222	700	700	700
44011	Travel & Training	225	534	-	-	2,000
44121	Telephone - Local	5,269	5,500	6,500	6,500	6,500
44134	Data Lines	10,022	10,096	10,500	10,500	10,500
44211	Postage	433	252	350	350	350
44311	Electric - City Facilities	29,927	30,989	33,000	33,000	33,000
44351	Water & Sewer - City	14,432	10,274	15,000	15,000	15,000
44373	Street Light Fee	616	-	630	630	630
44381	Stormwater Assessment	6,026	-	6,050	6,050	6,050
44481	Lease - Copier	2,789	5,402	2,000	2,000	2,400
44571	Notary Bond	-	-	150	150	150
44621	Maintenance & Repairs - Equipment	6,175	2,191	2,000	2,000	2,000
44631	Maintenance & Repairs - Central Garage	60	330	1,000	1,000	1,000
44799	Printing & Binding	-	-	-	-	3,000
45111	Office Supplies - General	1,384	1,151	2,000	2,000	2,000
45141	Small Tools & Implements	-	-	300	300	300
45211	Fuel	3,646	3,051	2,800	2,800	2,800
45225	Software License Support	620	883	2,000	3,000	2,000
45231	Clothing & Apparel	523	403	400	400	600
45243	Computer/Operating Supply	4,397	3,965	3,900	3,900	3,900
45247	First Aid Supplies	117	68	200	200	200
45289	Automotive Parts	31	1,167	1,000	1,500	1,000
45291	Operating Supplies - Disaster	-	1,559	500	500	500
45299	Operating Supplies - Misc	2,549	1,649	1,500	1,500	1,500
45411	Dues & Memberships	1,516	1,566	1,800	1,800	1,800
45461	Books & Publications	517	37	300	300	300
TOTAL OPERATING		\$ 92,715	\$ 82,289	\$ 94,580	\$ 96,080	\$ 100,180
46299	Building Improvements	2,385	-	-	-	-
46399	Imprv. Other Than Buildings	-	-	-	-	18,000
46413	Data Processing Equipment	2,414	-	-	-	-
46431	Special Purpose Equipment	17,302	-	-	-	-
TOTAL CAPITAL		\$ 22,101	\$ -	\$ -	\$ -	\$ 18,000
TOTAL EXPENDITURES		\$ 430,986	\$ 391,143	\$ 421,320	\$ 423,960	\$ 463,340

5-YEAR CAPITAL EQUIPMENT/IMPROVEMENT PROGRAM PUBLIC WORKS SUPERVISION

EXP CODE	CLASSIFICATION	FY 21-22	FY 22-23	FY 23-24	FY 24-25	FY 25-26
46299	<i>Building Improvements</i>					
	HVAC System (R&R)	-	10,000	10,000	10,000	10,000
	Generator (R&R)	-	5,000	5,000	5,000	5,000
	TOTAL	-	15,000	15,000	15,000	15,000
46399	<i>Improvements Other Than Buildings</i>					
	Cantilever Gate w/ Gate Opener	18,000	-	-	-	-
	TOTAL	18,000	-	-	-	-
46418	<i>Software</i>					
	ESRI Online Module	-	-	-	-	15,000
	TOTAL	-	-	-	-	15,000

DIVISION TOTAL \$ 18,000 \$ 15,000 \$ 15,000 \$ 15,000 \$ 30,000

PUBLIC WORKS – STREET & RIGHT OF WAY

IT IS THE MISSION OF PUBLIC WORKS – STREET & RIGHT OF WAY TO

repair, maintain, and eliminate hazards to all public streets, right of ways, and alleys making our City a safer place for residents and the general public. The Division also maintains all traffic signs, roadway markings, sidewalks, streetlights and performs the setup of all road closures and detours in association with special events and emergency situations.

DESCRIPTION

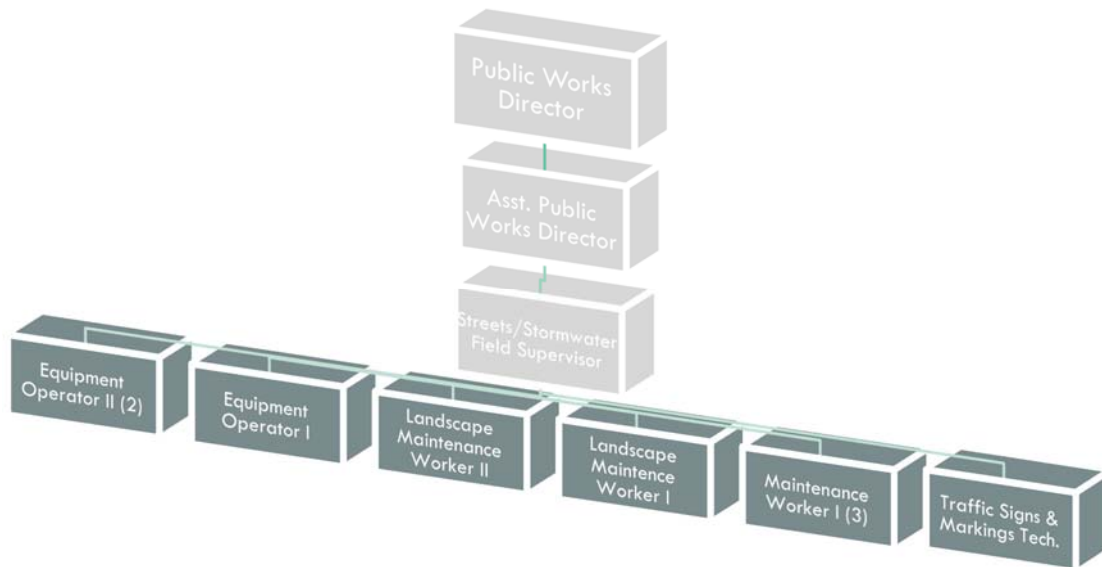
The Street & Right of Way Division is responsible for maintaining 35 miles of roadway marking, 40 acres of mowable land, 65 miles of paved road, and 80 miles of curbing. In addition, this Division also sets up all road closures, detours, and planning for special events.

ACCOMPLISHMENTS OF FY21

- Traffic Signs & Markings Upgrades:
 - Installed LED crosswalk system on Louisiana Ave. near Gulf Middle School
 - Replaced decorative sign on Madison Street
 - Applied sealant and scheduled regular pressure washing on downtown sidewalks
- Road Program:
 - Maintained all city owned roads, including performing pot hole repair and patch work
 - Started grading and leveling of alleys
 - Completed improvements to the Main St. Bridge
 - Installed solar powered speed feedback signs on Congress Street
- Tree Program:
 - Continued certification for Tree City USA - 30th Year Renewal
 - Trimmed tree branches blocking streetlights, as part of the LED Streetlight Dark Spot Project
 - Trimmed trees and bushes in alleyways for safer vehicle access
- Job Safety:
 - Completed State Stormwater Inspector class
 - Completed training for staff, which covered safety protocols and FEMA requirements

FY22 INITIATIVES

- Traffic Signs and Markings:
 - Continue to proactively inspect and replace stop signs, as needed
 - Continue to upgrade street name blades to meet MUTCD requirements
 - Continue to install decorative signs and sign posts in the downtown overlay area
- Road Program:
 - Continue to implement the City's Paving Management Plan
 - Conduct traffic studies in areas, as requested, and maintain all city right-of-ways
 - Maintain the City's Wayfinding Program
- Tree Program:
 - Continue certification for Tree City USA to renew certification for the 31st year
 - Continue to inspect and clear vision zones, as needed
 - Elevate tree canopies to meet the City's minimum overhead requirements
- Job Safety:
 - Continue staff training that covers safety protocols, policies, and expectations



Authorized Personnel – Full-time Equivalent			
Position/Title	FY19-20	FY20-21	FY21-22
Equipment Operator II	2	2	2
Equipment Operator I	1	1	1
Landscape Maintenance Worker II	1	1	1
Landscape Maintenance Worker I	1	1	1
Maintenance Worker I	3	3	3
Traffic Signs & Markings Technician	1	1	1
Total	9	9	9

STREET & RIGHT OF WAY MAINTENANCE

001102					AMENDED	BUDGET
EXP		ACTUAL	ACTUAL	ESTIMATE	BUDGET	AMOUNT
CODE	CLASSIFICATION	FY18-19	FY19-20	FY20-21	FY20-21	FY21-22
41299	Regular Full-Time Wages	161,270	184,322	185,000	236,330	259,940
41411	Overtime Wages	9,815	7,207	10,000	10,000	10,000
41527	Standby Time	3,559	4,567	4,500	4,500	4,500
41529	Meal Allowance	18	-	-	30	-
42111	Social Security Matching	12,718	14,585	17,000	19,710	21,660
42211	Florida Retirement System	14,452	17,552	20,000	21,820	25,760
42311	Health Insurance	28,600	30,267	50,000	74,240	78,390
42312	Life Insurance	104	119	130	510	540
42313	Accidental Death & Disab Insurance	13	16	100	260	210
42431	Workers Comp - Street Maint/Trash (5509)	16,132	20,281	25,000	26,300	27,880
TOTAL PERSONNEL SERVICES		\$ 246,681	\$ 278,916	\$ 311,730	\$ 393,700	\$ 428,880
43129	Engineering Services - Misc	-	-	4,500	4,500	4,500
43430	Parking Lot Maintenance	684	678	1,000	1,000	1,000
43438	Lab Test	-	-	250	250	250
43485	Trash Grinding Service	11,000	15,125	15,000	15,000	15,000
43499	Contractual Services - Misc	34,560	65,224	57,210	57,210	57,210
44011	Travel & Training	535	843	-	-	1,500
44121	Telephone - Local	-	-	-	1,000	-
44134	Data Lines	284	339	380	1,000	380
44211	Postage	259	168	50	50	50
44311	Electric - City Facilities	1,396	1,720	1,400	1,400	1,400
44312	Electric - Traffic Lights	4,207	3,922	5,000	5,000	5,000
44321	Eastbury Garden - Street Lights	2,418	2,431	2,500	2,500	2,500
44322	Hillandale - Street Lights	16,146	16,342	17,500	17,500	17,500
44323	Ridgewood - Street Lights	8,234	6,907	8,500	8,500	8,500
44324	Barbara Ann - Street Lights	777	673	900	900	900
44325	Orangewood - Street Lights	-	-	-	-	7,500
44331	Trash Removal	23,371	19,851	15,000	15,000	15,000
44351	Water & Sewer - City	32,598	28,299	35,000	35,000	35,000
44381	Stormwater Assessment	2,373	-	2,400	2,400	2,400
44419	Rent - Equipment/Software	590	-	1,000	1,000	1,000
44463	Automotive(s)	-	-	23,730	23,730	55,060
44481	Lease - Copier	-	-	750	750	750
44611	Maintenance & Repairs - Bldg & Grounds	5,868	7,296	10,000	10,000	10,000
44621	Maintenance & Repairs - Equipment	1,860	-	-	-	-
44631	Maintenance & Repairs - Central Garage	13,740	19,050	10,000	10,000	10,000
44799	Printing & Binding	-	-	350	200	400
45111	Office Supplies - General	182	91	200	200	200
45141	Small Tools & Implements	2,009	1,452	1,500	1,500	1,500
45211	Fuel	29,297	27,978	35,000	35,000	35,000
45231	Clothing & Apparel	1,637	2,416	2,700	2,700	2,700
45243	Computer/Operating Supply	549	1,413	500	500	500
45247	First Aid Supplies	141	66	100	100	100
45262	Trees	1,066	1,950	1,000	1,000	1,000
45289	Automotive Parts	30,105	55,455	20,000	30,000	20,000
45291	Operating Supplies - Disaster	-	13	200	200	500
45299	Operating Supplies - Misc	17,638	13,852	8,000	8,000	14,000
45321	Signs & Sign Material	16,298	24,277	26,450	24,000	30,000

STREET & RIGHT OF WAY MAINTENANCE

001102 EXP CODE	CLASSIFICATION	ACTUAL FY18-19	ACTUAL FY19-20	ESTIMATE FY20-21	AMENDED BUDGET FY20-21	BUDGET AMOUNT FY21-22
45341	Sod/Seed	2,321	1,067	1,600	1,600	1,600
45399	Road Materials - Misc	10,773	9,618	11,500	17,000	12,000
45411	Dues & Memberships	-	-	300	300	300
45461	Books & Publications	-	-	200	200	200
TOTAL OPERATING		\$ 272,916	\$ 328,516	\$ 321,670	\$ 336,190	\$ 372,400
46415	Trucks & Trailers	-	-	160,000	160,000	-
46416	Heavy Equipment	-	16,492	85,000	85,000	-
46431	Special Purpose Equipment	26,117	4,972	-	-	-
TOTAL CAPITAL		\$ 26,117	\$ 21,464	\$ 245,000	\$ 245,000	\$ -

TOTAL EXPENDITURES \$ 545,714 \$ 628,896 \$ 878,400 \$ 974,890 \$ 801,280

5-YEAR CAPITAL EQUIPMENT/IMPROVEMENT PROGRAM STREETS & RIGHT OF WAY MAINTENANCE

EXP CODE	CLASSIFICATION	FY 21-22	FY 22-23	FY 23-24	FY 24-25	FY 25-26
46416	<i>Heavy Equipment</i>					
	Pay Loader w/ Root Rake-#8 (R&R)	-	12,500	12,500	12,500	12,500
	Case INT Broom Tractor-#5 (R&R)	-	2,000	2,000	2,000	2,000
	Case Tractor c/s 570XLT-#3 (R&R)	-	5,000	5,000	69,000 (a)	6,900
	Kubota Tractor-#10 (R&R)	-	3,250	3,250	3,250	3,250
	JD244 Loader w/ Clam Shell-#12 (R&R)	-	8,750	8,750	8,750	8,750
	Ingersol Rand Steam Roller-#67 (R&R)	-	7,000	7,000	7,000	7,000
	Altec Bucket Truck -#138 (R&R)	-	8,000	8,000	8,000	8,000
	John Deere Loader w/ Clam Shell-#140 (R&R)	-	5,000	5,000	5,000	5,000
	TOTAL	-	51,500	51,500	102,125	53,400
46431	<i>Special Purpose Equipment</i>					
	Vermeer Stump Grinder SE9084 (R&R)	-	1,200	1,200	1,200	1,200
	TOTAL	-	1,200	1,200	1,200	1,200

DIVISION TOTAL \$ - \$ 52,700 \$ 52,700 \$ 103,325 \$ 54,600

(a) Year of Acquisition (\$10,000 from R&R)

PUBLIC WORKS – FACILITIES MAINTENANCE

IT IS THE MISSION OF PUBLIC WORKS – FACILITIES MAINTENANCE TO

maintain a safe, clean, and attractive environment for both employees and visitors to all facilities under the management of the City.

DESCRIPTION

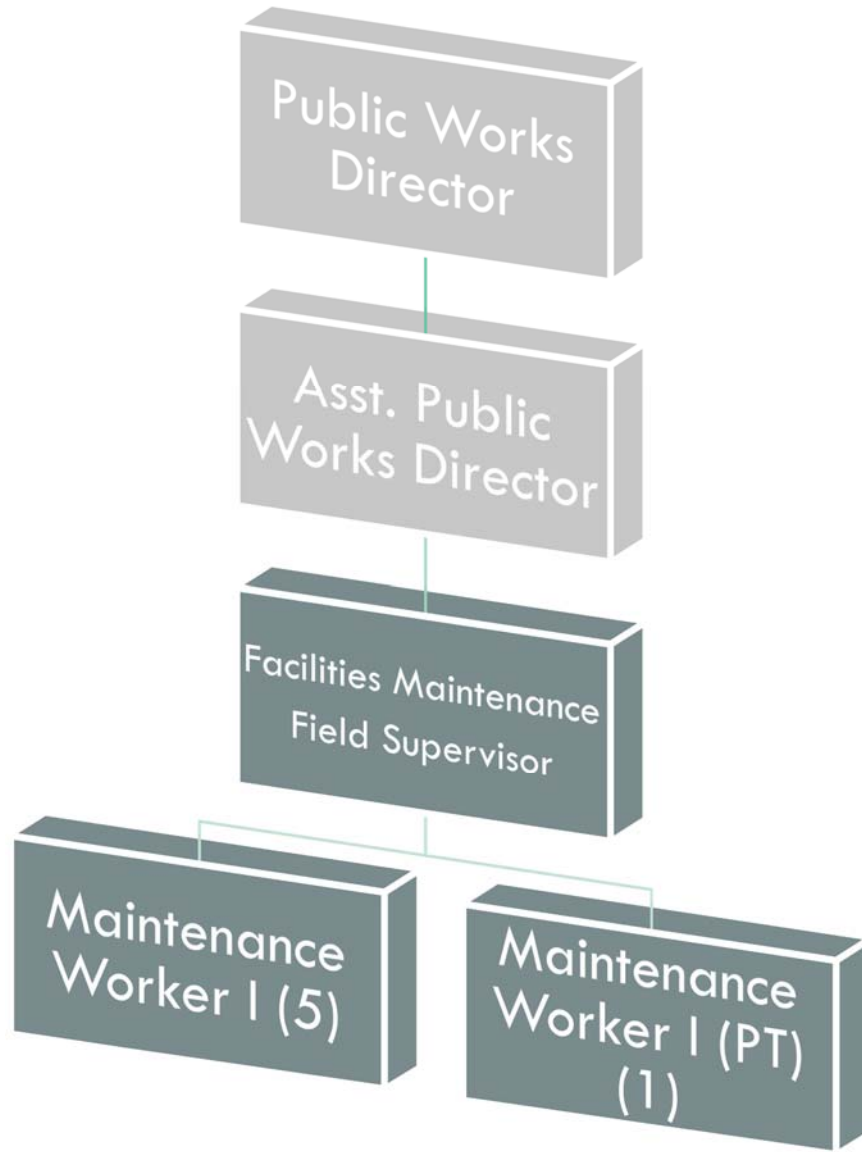
The Public Works – Facilities Maintenance Division is responsible for the maintenance and repair of New Port Richey's public buildings.

ACCOMPLISHMENTS OF FY21

- Facilities Management Program:
 - Created and implemented the City's Facility Maintenance Plan and standard operating procedures for facility inspections, preventative maintenance, and employee safety protocol
- LED Conversion Program:
 - Converted existing exterior lighting at the Public Works Complex to LED
 - Worked with FDOT to complete Phase 1 of the US Hwy 19 LED conversion project
 - Installed LED lighting at the overlook structure located at Sims Park
 - Installed solar LED lighting for the City's Wayfinding Monument Sign on Main Street
- Project Completions:
 - Installed 2 new EV charging stations in the City
 - Installed a new roofing system at the Claude Pepper Senior Center
 - Assisted the Streets and Right of Way Division with the installation of new crosswalk on Madison St.
- Personnel Efficiency Review:
 - Continued Janitor/Maintenance activity review and function adjustments
 - Identified maintenance activities to be performed in-house

FY22 INITIATIVES

- Recreation and Aquatic Center:
 - Replace state park equipment
 - Install new storage building at the Recreation & Aquatics Center
- Claude Pepper Senior Center:
 - Replace the 7-ton A/C unit
 - Implement Preventative Maintenance Program
- LED Lighting Upgrades:
 - Convert streetlights on US Hwy 19, between Trouble Creek Rd. and Lark Lane
 - Convert parking lot lighting around the Recreation & Aquatics Center
- City Hall:
 - Complete the installation of new HVAC controls and server upgrades
- Recycle Program:
 - Install permanent social distancing markers at all facilities
 - Continue to frequently disinfect high traffic areas at all facilities
 - Update critical inventory list



Authorized Personnel – Full-time Equivalent			
Position/Title	FY19-20	FY20-21	FY21-22
Facilities Maintenance Field Supervisor	1	1	1
Maintenance Worker I	5.46	5.46	5.72
Total	6.46	6.46	6.72

FACILITIES MAINTENANCE

001106					AMENDED	BUDGET
EXP		ACTUAL	ACTUAL	ESTIMATE	BUDGET	AMOUNT
CODE	CLASSIFICATION	FY18-19	FY19-20	FY20-21	FY20-21	FY21-22
41299	Regular Full-Time Wages	125,190	144,369	144,350	144,350	171,140
41311	Part-Time Wages	30,919	24,042	37,410	37,410	18,370
41411	Overtime Wages	12,151	7,652	10,000	10,000	10,000
42111	Social Security Matching	12,356	13,000	15,730	15,730	15,760
42211	Florida Retirement System	12,623	15,460	17,420	17,420	18,740
42311	Health Insurance	23,345	34,039	40,550	40,550	43,550
42312	Life Insurance	83	85	110	110	120
42313	Accidental Death & Disab Insurance	11	11	80	80	110
42427	Workers Comp - Building (NOC) (9015)	7,148	7,506	9,370	9,370	11,370
TOTAL PERSONNEL SERVICES		\$ 223,826	\$ 246,164	\$ 275,020	\$ 275,020	\$ 289,160
43411	Custodial/Janitorial Services	2,452	3,547	3,670	3,200	3,800
43412	Pest Control Services	5,550	5,200	7,000	7,000	7,000
43454	Contractual HVAC/Air	125,870	109,820	110,000	110,000	110,000
43455	Contractual Fire Monitoring	1,130	1,000	1,960	1,960	1,960
43474	Security Services	-	479	1,700	1,700	1,700
43499	Contractual Services - Misc	48,170	40,649	60,000	55,110	60,000
44011	Travel & Training	21	1,314	-	-	430
44121	Telephone - Local	2,169	2,352	2,300	2,300	2,300
44134	Data Lines	284	340	900	900	900
44311	Electric - City Facilities	52,094	53,587	53,000	53,000	53,000
44331	Trash Removal	18,769	20,358	23,950	20,600	25,000
44351	Water & Sewer - City	9,349	11,540	9,600	9,600	9,600
44373	Street Light Fee	1,017	-	1,020	1,020	1,020
44381	Stormwater Assessment	2,351	-	2,400	2,400	2,400
44419	Rent - Equipment/Software	92	394	1,000	1,000	1,000
44463	Automotive(s)	-	-	8,500	8,500	8,430
44611	Maintenance & Repairs - Bldg & Grounds	29,042	20,772	30,000	30,000	30,000
44631	Maintenance & Repairs - Central Garage	1,170	1,230	1,000	1,000	1,000
44655	Maintenance & Repairs - Senior Center	1,050	1,607	3,000	3,000	3,000
44983	Permit Fees	175	50	50	50	50
45111	Office Supplies - General	263	102	200	200	200
45141	Small Tools & Implements	5,084	3,030	3,500	3,500	3,500
45211	Fuel	5,155	7,292	5,000	5,000	5,000
45231	Clothing & Apparel	1,890	2,053	2,100	2,100	2,100
45243	Computer/Operating Supply	-	1,025	1,600	1,600	1,600
45247	First Aid Supplies	174	187	200	200	200
45251	Janitorial Supplies	30,674	25,358	28,000	28,000	28,000
45289	Automotive Parts	2,292	6,772	1,000	1,000	1,000
45291	Operating Supplies - Disaster	-	17,477	1,500	1,500	-
45299	Operating Supplies - Misc	5,228	3,993	1,500	1,500	4,000
TOTAL OPERATING		\$ 351,515	\$ 341,528	\$ 365,650	\$ 356,940	\$ 368,190
46399	Imp. Other Than Bldg-Misc	18,300	-	-	-	-
46415	Trucks & Trailers	25,405	-	-	-	-
46431	Special Purpose Equipment	3,850	-	1,700	1,810	-
TOTAL CAPITAL		\$ 47,555	\$ -	\$ 1,700	\$ 1,810	\$ -
TOTAL EXPENDITURES		\$ 622,896	\$ 587,692	\$ 642,370	\$ 633,770	\$ 657,350

PUBLIC WORKS – GROUNDS MAINTENANCE

IT IS THE MISSION OF PUBLIC WORKS – GROUNDS MAINTENANCE TO

create memorable recreational and park experiences that enhance the quality of life for residents and visitors of New Port Richey.

DESCRIPTION

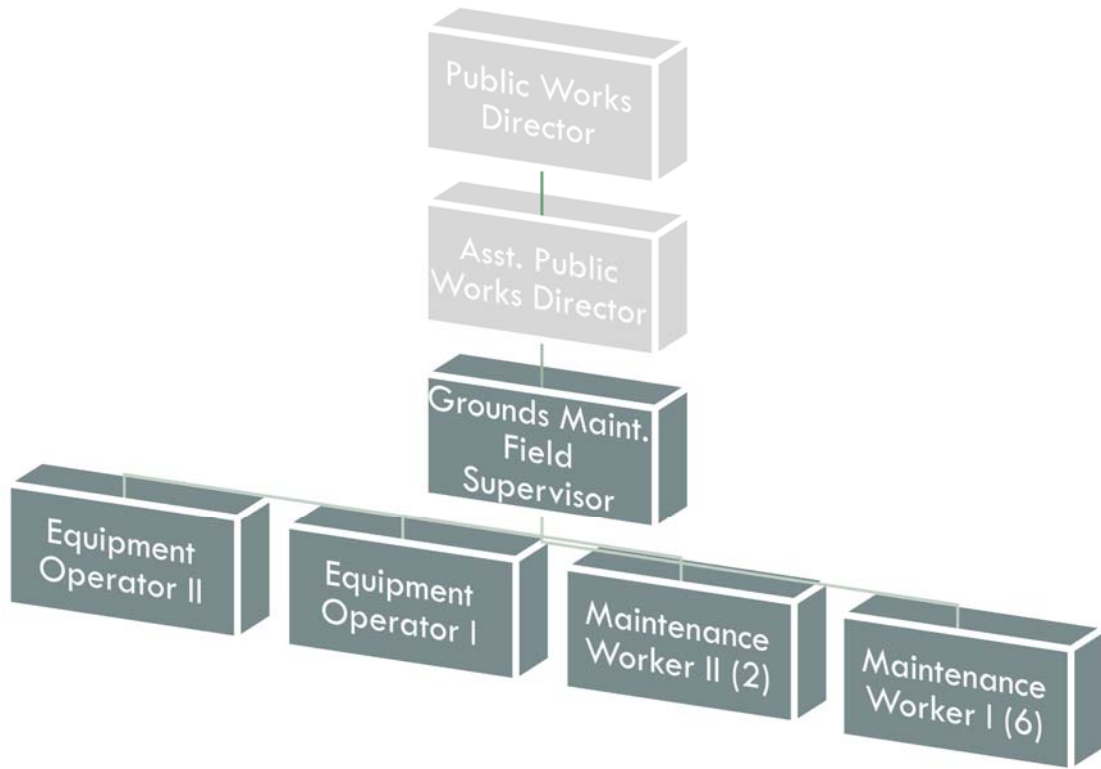
The Public Works – Grounds Maintenance Division performs routine and specialized grounds maintenance for all of the City's parks, preserves, and athletic fields.

ACCOMPLISHMENTS OF FY21

- Maintenance Programs:
 - Pressure washed playgrounds and sidewalks located in city parks
 - Identified pedestrian trip hazards in parks and performed remediation work
- Park Amenity Improvements:
 - Replaced playground equipment in Sims Park, Frances Park, and Meadows Park
- Replaced plants along Madison Streetscape, U.S. Hwy 19 median, and Marine Parkway
- Refurbished boards along boardwalks at Orange Lake

FY22 INITIATIVES

- Maintenance Programs:
 - Investigate electrical system at the splash pad
 - Maintain landscaping at Madison Streetscape, U.S. Hwy 19 median, Marine Parkway, and city parks
 - Maintain playground equipment and restrooms in city parks
- Park Amenity Improvements:
 - Re-landscape Sims Park, where needed
 - Replace playground equipment at the Meadows Park
 - Replace aging boardwalk wood slats at the James E. Grey Preserve
- Personnel Training:
 - Fertilizer and Herbicide Application Certification
 - Stormwater Operator Site Inspector Certification
 - FEMA certifications for all employees
 - Train all staff on the proper way for load in and load out for events



Authorized Personnel – Full-time Equivalent			
Position/Title	FY19-20	FY20-21	FY21-22
Grounds Maintenance Field Supervisor	1	1	1
Equipment Operator II	1	1	1
Equipment Operator I	1	1	1
Maintenance Worker II	2	2	2
Maintenance Worker I	6	6	6
Total	11	11	11

GROUNDS MAINTENANCE

001110					AMENDED	BUDGET
EXP		ACTUAL	ACTUAL	ESTIMATE	BUDGET	AMOUNT
CODE	CLASSIFICATION	FY18-19	FY19-20	FY20-21	FY20-21	FY21-22
41210	Regular Exempt Salaries	49,820	51,622	50,110	50,110	43,180
41299	Regular Full-Time Wages	137,331	188,884	200,000	241,660	272,040
41411	Overtime Wages	33,879	28,077	20,000	25,000	25,500
41527	Standby Time	76	74	-	-	170
42111	Social Security Matching	16,550	20,145	17,500	23,950	26,670
42211	Florida Retirement System	19,308	26,989	26,000	29,580	35,580
42311	Health Insurance	32,972	40,577	45,000	87,110	95,810
42312	Life Insurance	105	134	200	600	660
42313	Accidental Death & Disab Insurance	13	18	120	320	250
42428	Workers Comp - Parks (9102)	11,116	9,503	12,000	13,440	14,670
TOTAL PERSONNEL SERVICES		\$ 301,170	\$ 366,023	\$ 370,930	\$ 471,770	\$ 514,530
43430	Parking Lot Maintenance	-	933	2,000	2,000	2,000
43433	Lawn Maintenance	120,053	152,109	125,000	125,000	150,800
43499	Contractual Services - Misc	17,139	27,928	25,000	25,000	25,000
44011	Travel & Training	21	750	-	-	2,500
44121	Telephone - Local	1,079	588	600	600	600
44134	Data Lines	284	340	350	350	350
44311	Electric - City Facilities	19,657	16,969	20,000	20,000	20,000
44331	Trash Removal	2,166	2,734	5,000	5,000	5,000
44351	Water & Sewer - City	49,431	37,387	37,000	37,000	37,000
44373	Street Light Fee	137	-	140	140	140
44381	Stormwater Assessment	3,662	-	3,650	3,650	3,650
44419	Rent - Equipment/Software	1,641	-	1,000	1,000	1,000
44463	Automotive(s)	-	-	45,020	45,020	46,240
44611	Maintenance & Repairs - Bldg & Grounds	66,306	51,915	49,000	49,000	55,000
44631	Maintenance & Repairs - Central Garage	6,645	4,790	4,000	4,000	4,000
44997	Other Charges - Memorial Items	503	313	2,000	2,000	2,000
44999	Other Current Charges - Misc	145	145	500	500	500
45111	Office Supplies - General	284	432	100	100	100
45141	Small Tools & Implements	3,439	4,072	3,000	3,000	3,000
45211	Fuel	14,256	13,148	16,000	16,000	16,000
45221	Chemicals	1,746	1,123	3,000	3,000	3,000
45231	Clothing & Apparel	2,328	2,037	3,000	3,000	4,000
45243	Computer/Operating Supply	233	230	1,300	1,300	250
45247	First Aid Supplies	32	57	100	100	100
45251	Janitorial Supplies	19,361	13,203	18,000	18,000	18,000
45289	Automotive Parts	16,541	12,544	5,000	5,000	5,000
45291	Operating Supplies - Disaster	-	4,258	1,500	1,500	5,000
45299	Operating Supplies - Misc	5,777	12,670	7,000	7,000	10,000
45321	Signs & Sign Material	3,385	3,057	3,000	3,000	3,000
45341	Sod/Seed	7,029	30,584	27,000	27,000	27,000
45411	Dues & Memberships	1,608	1,680	1,680	1,680	2,200
TOTAL OPERATING		\$ 364,888	\$ 395,996	\$ 409,940	\$ 409,940	\$ 452,430
46399	Improvements Other than Buildings	-	8,524	15,000	15,000	-
46431	Special Purpose Equipment	4,508	12,498	-	-	-
TOTAL CAPITAL		\$ 4,508	\$ 21,022	\$ 15,000	\$ 15,000	\$ -
TOTAL EXPENDITURES		\$ 670,566	\$ 783,041	\$ 795,870	\$ 896,710	\$ 966,960

5-YEAR CAPITAL EQUIPMENT/IMPROVEMENT PROGRAM GROUNDS MAINTENANCE

EXP CODE	CLASSIFICATION	FY 21-22	FY 22-23	FY 23-24	FY 24-25	FY 25-26
46416	<i>Heavy Equipment</i>					
	John Deere Tractor-#34 (R&R)	-	3,200	3,200	3,200	3,200
	Kubota Clambucket Bush Hog-#33 (R&R)	-	3,350	3,350	3,350	3,350
	TOTAL	-	6,550	6,550	6,550	6,550
46431	<i>Special Purpose Equipment</i>					
	Case Scout 4x4 Utility Vehicle (R&R)	-	1,200	1,200	1,200	1,200
	Club Cart Utility (R&R)	-	2,600	2,600	2,600	2,600
	TOTAL	-	3,800	3,800	3,800	3,800

DIVISION TOTAL \$ - \$ 10,350 \$ 10,350 \$ 10,350 \$ 10,350

NON-EXPENDITURE DISBURSEMENTS

001581 EXP CODE CLASSIFICATION	ACTUAL FY18-19	ACTUAL FY19-20	ESTIMATE FY20-21	AMENDED BUDGET FY20-21	BUDGET AMOUNT FY21-22
581					
49161 Transfer to Street Improvement	300,000	325,000	325,000	325,000	330,000
49163 Transfer to CRA - Tax Increment	1,338,110	1,710,070	2,031,037	1,858,660	2,413,790
TOTAL TRANSFERS	\$ 1,638,110	\$ 2,035,070	\$ 2,356,037	\$ 2,183,660	\$ 2,743,790
584					
49421 Reserves - Contingency	57,000	59,450	94,120	100,000	100,000
49424 Reserves - Sick Leave	65,000	50,000	50,000	50,000	60,000
49495 Reserves - Public Art Fund	5,000	10,000	5,000	5,000	5,000
TOTAL RESERVES	\$ 127,000	\$ 119,450	\$ 149,120	\$ 155,000	\$ 165,000

TOTAL NON- EXPENDITURES \$ 1,765,110 \$ 2,154,520 \$ 2,505,157 \$ 2,338,660 \$ 2,908,790

TOTAL GENERAL FUND EXPENDITURE: \$ 22,360,547 \$ 21,799,722 \$ 23,243,021 \$ 23,919,860 \$ 25,732,690

PUBLIC WORKS - STORMWATER UTILITY

IT IS THE MISSION OF STORMWATER UTILITY TO

have a proactive inspection program that identifies flood prone areas, remediates those areas, expands or enlarges existing systems to eliminate the flood areas identified, and to improve water quality and quality of life for its residents, where applicable. This mission includes unfunded mandates and requirements of the Florida Department of Environmental Protection's National Pollution Discharge Elimination System Permit.

DESCRIPTION

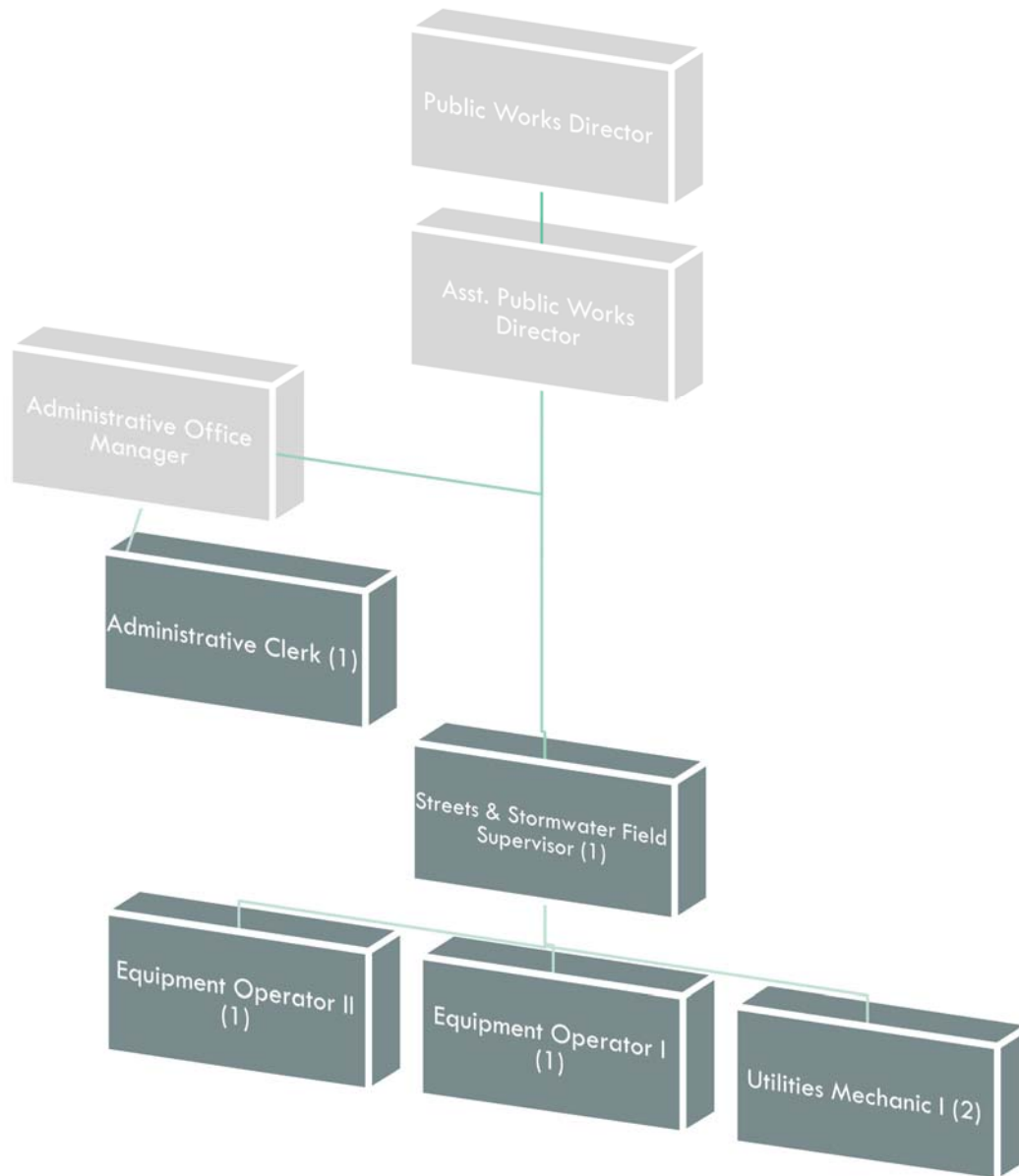
The Stormwater Utility Division is a special purpose service unit within city government that provides stormwater management, as required by the Environmental Protection Agency. This Division maintains 5 miles of ditches/ canals and 40 miles of stormwater pipes. In addition, this Division cleans and repairs catch basins, storm drain pipes, and ditches, while rebuilding or adding new structures, as needed.

ACCOMPLISHMENTS OF FY21

- Storm Pipe Maintenance:
 - Removed sediments from Maplewood retention pond and pond at Police Station
 - Removed and replaced storm drain lids and stormwater pipe failures
- NPDES Maintenance Activities:
 - Continued facility inspection and maintenance of CDS units, pipe, catch basins, and outfalls
 - Continued catch basin tag identification and "No Dumping" stencil installations
 - Continued street sweeping program on all curbed streets
 - Continued sediment removal and re-grading of stormwater ponds, existing ditches and swales
- Flood Control:
 - Continued to be proactive during heavy rain events, working safely and effectively during street and stormwater projects
- Job Safety:
 - Completed State Stormwater Inspector training
 - Conducted staff training on safety protocols and FEMA requirements

FY22 INITIATIVES

- Storm Pipe Maintenance:
 - Remove sediments from Pennsylvania Ave's detention pond
 - Inspect stormwater drainage systems in Zone #1
 - Tag and stencil all catch basins in Zone #2
- Stormwater Permit:
 - Continue stormwater inspections for our stormwater permit. Ex: ditches, swales, catch basins and pipes
 - Start regular route of stormwater drain cleaning and inspections
 - Make adjustments to City's stormwater infrastructure to be in compliance with stormwater permit
- Flood Control/Storm Situations:
 - Keeping all drain grates cleared and flowing during rain events
 - Continue working safely and being proactive during weather events like closing flooded streets and/or pedestrian safety concerns
 - Keep up with mowing and inspections of all detention ponds
- Job Safety:
 - Send employees to stormwater classes and CDL classes



Authorized Personnel – Full-time Equivalent			
Position/Title	FY19-20	FY20-21	FY21-22
Streets & Stormwater Field Supervisor	1	1	1
Administrative Clerk	1	1	1
Equipment Operator II	1	1	1
Equipment Operator I	1	1	1
Utilities Mechanic I	2	2	2
Total	6	6	6

STORMWATER UTILITY FUND

002 REV CODE	CLASSIFICATION	ACTUAL FY18-19	ACTUAL FY19-20	ESTIMATE FY20-21	AMENDED BUDGET FY20-21	BUDGET AMOUNT FY21-22
337310	SWFWMD Grant	30,000	-	-	-	-
343710	Stormwater Utility Fee	1,088,436	1,040,345	1,043,890	1,068,910	1,054,620
361100	Interest on Investments	21,385	14,833	5,000	5,000	5,000
361150	Interest-Stormwater Utility Fee	3,789	3,586	3,000	3,000	3,000
361250	Interest - FMIvT	11,719	14,634	7,500	7,500	7,500
389900	Prior Yr Fund Bal-Unassigned	-	-	-	38,090	348,390
STORMWATER UTILITY FUND REVENUES		\$ 1,155,329	\$ 1,073,398	\$ 1,059,390	\$ 1,122,500	\$ 1,418,510

STORMWATER UTILITY

002103					AMENDED	BUDGET
EXP		ACTUAL	ACTUAL	ESTIMATE	BUDGET	AMOUNT
CODE	CLASSIFICATION	FY18-19	FY19-20	FY20-21	FY20-21	FY21-22
41299	Regular Full-Time Wages	91,471	177,747	150,000	184,000	189,610
41311	Part-Time Wages	20,476	2,399	-	-	-
41411	Overtime Wages	14,037	12,788	10,000	20,000	15,000
41527	Standby Time	7,085	7,220	6,720	7,000	6,720
41529	Meal Allowance	-	30	-	-	-
42111	Social Security Matching	9,711	14,889	14,500	17,010	17,580
42211	Florida Retirement System	9,355	13,758	12,000	14,620	16,130
42214	Defined Contribution Plan	5,890	4,378	4,200	4,970	5,240
42311	Health Insurance	13,299	34,993	20,000	51,980	51,980
42312	Life Insurance	54	99	120	360	360
42313	Accidental Death & Disab Insurance	7	13	110	120	140
42426	Workers Comp - Clerical (8810)	30	52	50	60	70
42433	Workers Comp - Irrigation Workers/Oper/Drivers (0251)	8,062	8,444	8,000	9,330	10,700
TOTAL PERSONNEL SERVICES		\$ 179,477	\$ 276,810	\$ 225,700	\$ 309,450	\$ 313,530
43129	Engineering Services - Misc	3,433	4,646	15,000	15,000	40,000
43199	Professional Services - Misc	3,278	3,748	15,000	15,000	15,000
43433	Lawn Maintenance	4,270	6,208	43,000	43,000	43,000
43438	Lab Test	-	556	5,000	5,000	5,000
43498	Administrative Fees	20,829	20,722	22,000	22,000	22,000
43499	Contractual Services - Misc	15,525	23,472	35,000	35,000	35,000
44011	Travel & Training	-	1,367	1,850	1,850	1,740
44121	Telephone - Local	525	1,864	1,800	1,800	1,800
44134	Data Lines	284	339	350	350	350
44141	Pager Services	70	58	-	50	-
44211	Postage	432	180	50	50	50
44311	Electric - City Facilities	13,219	15,660	12,000	12,000	12,000
44331	Trash Removal	14,053	18,146	13,000	13,000	13,000
44373	Street Light Fee	126	-	140	140	140
44381	Stormwater Assessment	357	748	1,100	1,100	1,100
44419	Rent - Equipment/Software	-	-	5,000	5,000	5,000
44463	Automotive(s)	-	-	20,000	20,000	33,720
44481	Lease - Copier	-	-	600	600	600
44511	Liability Insurance - Comp. General	8,529	7,180	9,000	9,000	9,000
44521	Building & Contents Insurance	3,095	3,629	3,100	3,100	3,380
44522	Pollution Insurance	4,405	4,413	4,400	4,400	4,400
44523	Automobile & Truck Insurance	759	746	750	750	750
44611	Maintenance & Repairs - Bldg & Grounds	13,130	5,070	13,000	13,000	13,000
44621	Maintenance & Repairs - Equipment	1,595	-	400	400	-
44631	Maintenance & Repairs - Central Garage	2,850	7,050	5,000	5,000	5,000
44799	Printing & Binding	-	-	400	400	400
44983	Permit Fees	1,006	1,006	2,500	2,500	2,500
44999	Other Current Charges - Misc	1,374	72	2,000	2,000	1,000
45111	Office Supplies - General	476	499	1,000	1,000	1,000
45121	Maps & Charts	287	-	300	300	300
45141	Small Tools & Implements	6,618	7,096	5,000	5,000	5,000
45211	Fuel	31,876	19,946	20,000	20,000	20,000
45225	Software License Support	-	295	300	300	300

STORMWATER UTILITY

002103		AMENDED				BUDGET
EXP		ACTUAL	ACTUAL	ESTIMATE	BUDGET	AMOUNT
CODE	CLASSIFICATION	FY18-19	FY19-20	FY20-21	FY20-21	FY21-22
45231	Clothing & Apparel	791	2,092	1,600	1,600	1,600
45243	Computer/Operating Supply	3,898	2,229	4,300	4,300	4,300
45247	First Aid Supplies	119	75	200	200	200
45289	Automotive Parts	20,036	19,539	15,000	15,000	15,000
45291	Operating Supplies - Disaster	-	128	500	500	500
45299	Operating Supplies - Misc	8,963	10,088	9,000	9,000	9,000
45321	Signs & Sign Material	2,873	4,306	4,000	4,000	4,000
45331	Pipe/Culvert Material	974	16,712	10,000	10,000	10,000
45341	Sod/Seed	1,003	2,294	5,000	5,000	5,000
45399	Road Materials - Misc	3,812	3,118	7,500	7,500	5,000
45411	Dues & Memberships	95	1,203	650	650	650
45461	Books & Publications	-	-	200	200	200
TOTAL OPERATING		\$ 194,965	\$ 216,500	\$ 315,990	\$ 316,040	\$ 350,980
46399	Improvements Other Than Bldg - Misc	-	-	293,730	293,730	606,000
46431	Special Purpose Equipment	-	-	73,000	73,000	18,000
TOTAL CAPITAL		\$ -	\$ -	\$ 366,730	\$ 366,730	\$ 624,000
581						
49151	Transfer to General Fund	130,000	130,000	130,000	130,000	130,000
49153	Transfer to Capital Improvement Fund	353,000	-	-	-	-
49157	Transfer to W&S Construction Fund	-	30,900	-	-	-
TOTAL TRANSFERS		\$ 483,000	\$ 160,900	\$ 130,000	\$ 130,000	\$ 130,000
TOTAL EXPENDITURES		\$ 857,442	\$ 654,210	\$ 1,038,420	\$ 1,122,220	\$ 1,418,510

5-YEAR CAPITAL EQUIPMENT/IMPROVEMENT PROGRAM STORMWATER UTILITY

EXP CODE	CLASSIFICATION	FY 21-22	FY 22-23	FY 23-24	FY 24-25	FY 25-26
46399	<i>Improvements Other than Buildings - Misc.</i>					
	Misc. Flood Control/Water Quality Projects	100,000	100,000	100,000	100,000	100,000
	2018 Beach St. Stormwater Improv. (Engineering)	6,000	3,000	-	-	-
	2018 Beach St. Stormwater Improv. (Construction)	500,000	500,000	-	-	-
	2023 Carlton Rd., Dartmouth Rd., Berkley Ave. Drainage Improv. (Engineering)	-	4,000	30,000	10,000	-
	2023 Carlton Rd., Dartmouth Rd., Berkley Ave. Drainage Improv. (Construction)	-	-	-	250,000	200,000
	2024 Downtown Resiliency Improvements - Phase I (Engineering)	-	-	30,000	-	-
	2024 Downtown Resiliency Improvements - Phase I (Construction)	-	-	-	150,000	150,000
	2025 Aspen St. Drainage Project (Engineering)	-	-	-	3,000	63,000
	2025 Aspen St. Drainage Project (Construction)	-	-	-	-	200,000
	TOTAL	606,000	607,000	160,000	513,000	713,000
46413	<i>Data Processing Equipment</i>					
	Computer	-	-	2,800	-	-
	Laptop	-	2,400	-	-	2,400
	TOTAL	-	2,400	2,800	-	2,400
46415	<i>Trucks and Trailers</i>					
	Vacuum Line Cleaning Truck (R&R)	-	50,000	50,000	50,000	50,000
	GMC C6500 Water Tanker Truck #69	-	25,000	80,000 (a)	7,000	7,000
	TOTAL	-	75,000	130,000	57,000	57,000
46416	<i>Heavy Equipment</i>					
	New Holland Flail Mower #11 (R&R)	-	5,000	5,000	5,000	5,000
	John Deere Slope Mower #41 (R&R)	-	2,500	2,500	2,500	2,500
	TYMCO 600 Street Sweeper #102 (R&R)	-	17,500	17,500	17,500	17,500
	Slope Mower Attachment	15,000	-	-	-	-
	TOTAL	15,000	25,000	25,000	25,000	25,000
46431	<i>Special Purpose Equipment</i>					
	S30 Mid-Size Rider Sweeper (R&R)	-	2,000	2,000	2,000	2,000
	Portable Pumping System (R&R)	3,000	3,000	3,000	3,000	3,000
	Sandbagger Machine	-	15,000	-	-	-
	TOTAL	3,000	20,000	5,000	5,000	5,000

DIVISION TOTAL \$ 624,000 \$ 729,400 \$ 322,800 \$ 600,000 \$ 802,400

(a) Year of Acquisition (\$25,000 in R&R)

PUBLIC WORKS - STREET LIGHTING FUND

IT IS THE MISSION OF THE STREET LIGHTING FUND TO

administer the City's street lighting assessment program within the guidelines of Ordinance No. 1704, Street Lighting Assessment Act.

DESCRIPTION

On August 21, 2003, the City Council approved the implementation of a street lighting assessment as a way to fund the costs of street lighting services for residential and commercial properties within the City of New Port Richey. This assessment is becoming more common in local municipalities as it is a more equitable way to pay for street lighting services.

STREET LIGHTING FUND

121 REV CODE	CLASSIFICATION	ACTUAL FY18-19	ACTUAL FY19-20	ESTIMATE FY20-21	AMENDED BUDGET FY20-21	BUDGET AMOUNT FY21-22
334500	St Hwy Lighting & Maint Agreement	38,951	40,120	41,235	41,000	42,000
343910	Street Light Assessment	411,735	409,708	410,920	414,880	414,860
361150	Interest-Street Lighting	1,524	1,300	1,000	1,000	1,000
364-42	Insurance Proceeds	7,006	-	-	-	-
389900	Prior Yr Fund Bal-Unassigned	-	-	84,496	110,460	-
STREET LIGHTING FUND REVENUES		\$ 459,216	\$ 451,128	\$ 537,651	\$ 567,340	\$ 457,860

STREET LIGHTING

121104 EXP CODE	CLASSIFICATION	ACTUAL FY18-19	ACTUAL FY19-20	ESTIMATE FY20-21	AMENDED BUDGET FY20-21	BUDGET AMOUNT FY21-22
43129	Engineering Services	-	-	-	500	500
43199	Professional Services	-	-	-	500	500
43498	Administrative Fees	8,133	8,143	9,000	9,000	9,000
44211	Postage	74	71	100	100	100
44371	Electric - City Facilities	36,814	33,183	50,000	50,000	55,000
44372	Street Light Rental & Maint	329,280	306,956	300,000	300,000	300,000
44374	US-19 Street Lighting O & M	50,903	32,734	55,000	55,000	60,000
44999	Miscellaneous Expenses	262	45	3,100	3,000	5,000
45252	Operating Supplies	7,160	3,640	10,000	10,000	15,000
TOTAL OPERATING		\$ 432,626	\$ 384,772	\$ 427,200	\$ 428,100	\$ 445,100
46399-3004	Duke Energy Underground Conversio	-	-	110,451	110,460	-
TOTAL CAPITAL		\$ -	\$ -	\$ 110,451	\$ 110,460	\$ -
49421	Reserves - Contingency	-	-	-	28,780	12,760
TOTAL RESERVES		\$ -	\$ -	\$ -	\$ 28,780	\$ 12,760

TOTAL EXPENDITURES \$ 432,626 \$ 384,772 \$ 537,651 \$ 567,340 \$ 457,860

GENERAL DEBT SERVICE

DESCRIPTION

The General Debt Service Fund is used to accumulate financial resources for the payment of interest and principal on all general obligation debt of the City. Currently, the City has 1 general debt obligation that is reported in this fund – Redevelopment Revenue Note, Series 2016.

Currently, the largest revenue source for the General Debt Service Fund is the Community Redevelopment Fund, which transfers a portion of Tax Increment Funds (TIF) to cover debt service requirements.

GENERAL DEBT SERVICE FUND

201 REV CODE	CLASSIFICATION	ACTUAL FY18-19	ACTUAL FY19-20	ESTIMATE FY20-21	AMENDED BUDGET FY20-21	BUDGET AMOUNT FY21-22
381600	Transfer from Capital Improv. Fund	-	-	-	-	138,020
381731	Transfer from CRA Fund	886,890	887,640	1,575,680	1,575,680	1,904,810
384300	Net Proceeds from Loan Issuance	-	890,000	-	-	-
GENERAL DEBT SERVICE REVENUES		\$ 886,890	\$ 1,777,640	\$ 1,575,680	\$ 1,575,680	\$ 2,042,830

GENERAL DEBT SERVICE

201201 EXP CODE	CLASSIFICATION	ACTUAL FY18-19	ACTUAL FY19-20	ESTIMATE FY20-21	AMENDED BUDGET FY20-21	BUDGET AMOUNT FY21-22
201201						
47138	Principal - 2016 Note	640,000	657,000	673,000	673,000	691,000
47140	Principal - Fire Truck	-	-	49,942	-	51,150
47143	Principal - 2020 Note	-	-	-	590,000	931,310
47238	Interest - 2016 Note	247,417	230,858	214,130	213,950	196,850
47242	Interest - Fire Truck	-	-	21,062	-	19,960
47243	Interest - 2020 Note	-	-	61,775	98,730	152,560
47341	Debt Service Issuance Costs	-	-	58,512	-	-
	TOTAL DEBT SERVICE	\$ 887,417	\$ 887,858	\$ 1,078,421	\$ 1,575,680	\$ 2,042,830
201581						
49151	Transfer to General Fund	-	890,000	-	-	-
	TOTAL TRANSFERS	-	890,000	-	-	-

TOTAL EXPENDITURES **\$ 887,417** **\$ 1,777,858** **\$ 1,078,421** **\$ 1,575,680** **\$ 2,042,830**

CAPITAL IMPROVEMENT

DESCRIPTION

The Capital Improvement Fund is used to account for all the governmental capital projects throughout the City. The fund's primary revenue source is the "Penny for Pasco" local discretionary sales surtax. These funds may be used for the following:

1. Finance, plan, and construct infrastructure
2. Acquire land for public recreation, conservation, or protection of natural resources
3. To finance the closure of county or municipal-owned solid waste landfills that have been closed or are required to be closed by order of the DEP.

Capital projects budgeted for in the Capital Improvement Fund are included in the City's Capital Improvement Program (CIP).

CAPITAL IMPROVEMENT FUND

301 REV CODE	CLASSIFICATION	ACTUAL FY18-19	ACTUAL FY19-20	ESTIMATE FY20-21	AMENDED BUDGET FY20-21	BUDGET AMOUNT FY21-22
312610	1-Cent Infrastructure Surtax	2,632,026	2,722,954	2,278,720	2,278,720	3,145,930
331540	Community Development Block Grant	-	-	-	-	572,000
334740	FDEP Recreation Trails Grant	-	-	-	50,000	200,000
361100	Interest On Investments	42,770	29,660	2,500	2,500	5,000
361200	Interest - S.B.A.	38,829	18,504	5,000	5,000	10,000
361250	Interest - FMIvT	46,877	24,390	7,500	7,500	10,000
381330	Transfer from Stormwater Utility Fund	353,000	-	-	-	-
384500	Bond Proceeds	-	-	4,455,101	4,000,000	-
389900	Prior Yr Fund Bal-Unassigned	-	264,614	-	1,759,570	4,270,520
CAPITAL IMPROVEMENT FUND REVENUES		\$ 3,113,502	\$ 3,060,122	\$ 6,748,821	\$ 8,103,290	\$ 8,213,450

CAPITAL IMPROVEMENT

301301 EXP CODE	CLASSIFICATION	ACTUAL FY18-19	ACTUAL FY19-20	ESTIMATE FY20-21	AMENDED BUDGET FY20-21	BUDGET AMOUNT FY21-22
301519						
46299	City Hall Improvements	302,179	-	-	-	220,000
46299-5001	Library Upgrades	43,585	483,467	950,000	1,500,000	550,000
46299-5002	2020 HVAC Control System & Server Upgrades	-	57,471	-	-	-
46299-5003	ITC Standby Generator Project	-	39,505	-	-	-
46299-5005	2021 HVAC Control System & Server Upgrades - Police	-	-	33,505	50,000	15,000
TOTAL OTHER GENERAL GOVERNMENT		\$ 345,764	\$ 580,443	\$ 983,505	\$ 1,550,000	\$ 785,000
301522						
46299	Fire Stations Improvements	1,588	95,625	120,770	2,700,000	2,775,000
46299-7001	Fire Station No. 1 Renovations	37,650	-	-	-	969,500
TOTAL FIRE CONTROL		\$ 39,238	\$ 95,625	\$ 120,770	\$ 2,700,000	\$ 3,744,500
301541						
46,321	Streetscape Improvements	-	25,194	-	-	-
46322	Grand Blvd. Bridge Replacement	-	-	-	-	165,000
46327	Downtown Parking Lot Improv.	53,555	-	-	-	-
46332	Main Street Bridge Improvements	191,650	-	-	-	-
46342	Way Finding Signage Upgrades	238,614	294,621	-	-	-
46354	Seawall Stabilization Project, Phase I-IV	189,587	106,525	-	-	-
46360	Grand Blvd. Multi-Use Path Phase I	4,500	-	50,000	250,000	300,000
46399-2001	Parking Lot Imprv.- Gloria Swanson	6,654	917,604	225,910	-	-
46399-2003	Parking Lot Imprv.-Nebraska Ave. 2018 Central Ave. Median & ROW	-	-	875,000	1,025,000	-
46399-3001	Improv.	-	92,625	-	-	-
46399-3002	Marine Prkwy Pedestrian Bridge Project	10,659	-	-	100,000	-
46399-3003	Seawall Stabilization Project, Phase V	-	24,750	360,000	360,000	-
TOTAL ROAD AND STREET		\$ 695,219	\$ 1,461,319	\$ 1,510,910	\$ 1,735,000	\$ 465,000
301572						
46320	James Grey Preserve Phase I- West Entrance	2,500	21,997	1,490	110,000	400,000
46321	James Grey Preserve Phase II- Restrooms	-	-	-	-	40,000
46324	Peace Hall Window & Door Upgrades	2,550	-	-	-	-
46325	Frances Ave. Park Restroom Upgrades	12,191	-	-	-	-
46326	Russ Park Upgrades	-	-	-	-	35,000
46349	Orange Lake Restoration Project	850,175	-	-	-	-
46359	Jasmin Park Improvements	20,424	-	-	-	-
46361	Meadows Dog Park Upgrades	-	-	50,000	50,000	430,000

CAPITAL IMPROVEMENT

301301 EXP CODE	CLASSIFICATION	ACTUAL FY18-19	ACTUAL FY19-20	ESTIMATE FY20-21	AMENDED BUDGET FY20-21	BUDGET AMOUNT FY21-22
46399-9001	Frances Ave. Park Improvements, Phase I	-	10,089	12,908	-	390,000
46431-9002	Sims Park Toddler Swing Set	20,017	-	-	-	-
46399-9003	Rec Center Tennis Court Improv.	6,376	1,809	510,000	510,000	-
46399-9004	Sims Park Boat Ramp Improv.	-	-	-	600,000	650,000
46399-9005	Grand Blvd. Park Improvements	-	-	-	-	15,000
46399-9006	Cotee River Park Improvements	-	-	-	50,000	-
46399-9007	Skate Park Project	-	-	25,000	25,000	40,000
TOTAL PARKS AND RECREATION		\$ 914,233	\$ 33,895	\$ 599,398	\$ 1,345,000	\$ 2,000,000
301581						
49151	Transfer to General Fund	875,198	688,840	573,290	573,290	880,930
49152	Transfer to General Debt Service Fund	-	-	55,101	-	138,020
49161	Transfer to Street Improv. Fund	200,000	200,000	200,000	200,000	200,000
TOTAL TRANSFERS		\$ 1,075,198	\$ 888,840	\$ 828,391	\$ 773,290	\$ 1,218,950

TOTAL EXPENDITURES \$ 3,069,652 \$ 3,060,122 \$ 4,042,974 \$ 8,103,290 \$ 8,213,450

5-YEAR CAPITAL EQUIPMENT/IMPROVEMENT PROGRAM CAPITAL IMPROVEMENT

CLASSIFICATION	FY 21-22	FY 22-23	FY 23-24	FY 24-25	FY 25-26
<i>Parks & Recreation Facilities</i>					
2019/2020 The Meadows Dog Park Upgrades	430,000	260,000	255,000	-	-
James E. Grey Preserve Imprv. - Phase I	400,000	-	-	-	-
Frances Ave. Park Improvements-Phase I	390,000	-	-	-	-
James E. Grey Preserve Imprv. - Phase II	40,000	200,000	-	-	-
James E. Grey Preserve Imprv. - Phase III	-	-	400,000	-	-
James E. Grey Preserve Imprv. - Phase IV	-	-	-	400,000	-
Skate Park Project	40,000	310,000	310,000	-	-
Pickleball Courts Upgrades	-	-	15,000	85,000	-
2020 Russ Park Upgrades	35,000	-	-	-	-
Frances Park Imprv. - Phase II	-	60,000	250,000	250,000	-
Frances Park Imprv. - Phase III	-	-	-	50,000	150,000
Grand Blvd. Park Renovations	15,000	150,000	-	-	-
TOTAL	1,350,000	980,000	1,230,000	785,000	150,000
<i>Public Safety/Public Facilities</i>					
Fire Stations Improvements	2,775,000	-	-	-	-
HVAC Control System & Server Upgrades - RAC	15,000	70,000	-	-	-
Sims Park Boat Ramp Improvements	650,000	200,000	620,000	310,000	300,000
City Hall Facility Renovations	220,000	220,000	220,000	220,000	-
Fire Station #1 Renovations	969,500	-	-	-	-
Library Facility Improvements	550,000	-	-	-	-
City Hall Campus Building Resiliency - Phase I	-	-	20,000	400,000	-
TOTAL	5,179,500	490,000	860,000	930,000	300,000
<i>Transportation</i>					
Grand Blvd. Bridge Replacement/UT Regrade	165,000	375,000	375,000	250,000	-
Grand Blvd. Multi-Use Path Project-Phase I-South	250,000	750,000	-	-	-
Grand Blvd. Multi-Use Path Project-Phase II-South	-	400,000	375,000	-	-
Grand Blvd. Multi-Use Path Project-Phase III-South	-	-	25,000	500,000	500,000
Grand Blvd. Multi-Use Path Project - Feasability Study (North)	50,000	-	-	-	-
TOTAL	465,000	1,525,000	775,000	750,000	500,000
TOTAL	\$ 6,994,500	\$ 2,995,000	\$ 2,865,000	\$ 2,465,000	\$ 950,000

WATER & SEWER FUND

401 REV CODE	CLASSIFICATION	ACTUAL FY18-19	ACTUAL FY19-20	ESTIMATE FY20-21	AMENDED BUDGET FY20-21	BUDGET AMOUNT FY21-22
329500	Sewer Permits	103	152	400	400	400
337310	SWFWMD Grant-Rebate Program	6,306	1,040	-	2,500	-
TOTAL PERMIT/INTERGOVERNMENTAL		6,409	1,192	400	2,900	400
343310	Water Sales - Retail	5,875,156	6,084,873	6,289,234	6,297,050	6,590,800
343330	Water Sales - Reclaimed Water	260,737	274,990	292,035	291,200	303,710
343340	Bulk Water - Lindrick	68,608	18,835	31,916	41,600	33,190
343350	Bulk Water - Port Richey	15,448	50,977	50,978	50,000	53,010
343360	Surplus Water - TBW	453,290	463,130	474,621	481,350	493,600
343510	Sewer Sales - Retail	5,268,015	5,835,919	5,985,165	5,735,600	6,275,070
343530	Bulk Sewer - Port Richey	294,186	119,290	185,000	208,000	185,000
343560	Bulk Sewer - Lindrick	1,144,796	1,149,373	1,135,000	1,188,720	1,150,000
349600	Water Connection Fees	11,130	9,840	9,935	12,480	10,000
349610	Reclaimed Water Connection Fee	150	150	150	1,820	150
349700	Meter Turn On/Off Fee	43,025	10,285	35,991	40,000	40,000
349710	Sprinkler Charge	48,433	70,381	57,151	50,000	50,000
TOTAL CHARGES FOR SERVICES		13,482,974	14,088,043	14,547,176	14,397,820	15,184,530
361100	Interest On Investments	3	-	100	100	100
361110	Interest - Note Receivable	328,723	302,625	275,220	275,220	246,420
361200	Interest - S.B.A.	19,415	23,130	15,000	15,000	15,000
361250	Interest - FMLvT	11,719	14,634	10,000	10,000	10,000
364410	Surplus Furn., Fix., Equip. Sales	-	-	25,000	25,000	25,000
364420	Insurance Proceeds	-	6,401	13,000	-	-
369300	Refund of Prior Year Expense	1,162	-	-	500	500
369700	Late Payment Penalties	244,617	38,428	119,754	260,000	125,000
369710	Return Check Charge	4,560	4,845	3,500	3,500	3,500
369720	Other Miscellaneous Revenue	6,546	-	10,000	10,000	10,000
369730	County Share of Operations	830,754	973,343	990,000	890,000	890,000
369940	County Share of Reclaimed Water	302,535	300,860	310,000	285,000	285,000
369950	Water Impact Fees	68,322	52,110	25,000	75,000	25,000
369970	Sewer Impact Fees	135,720	97,191	25,000	75,000	25,000
369990	Sewer Impact Fees - Port Richey	23,735	-	-	30,000	30,000
369991	Sewer Impact Fees - Lindrick	193,288	193,288	193,280	193,280	193,280
TOTAL MISCELLANEOUS REVENUE		2,171,099	2,006,855	2,014,854	2,147,600	1,883,800
381340	Transfer from CRA	389,880	1,750,000	-	-	-
389900	Prior Yr Fund Bal-Unassigned	-	-	242,702	692,750	-
TOTAL TRANSFERS AND FUND BALANCE		389,880	1,750,000	242,702	692,750	-
TOTAL WATER & SEWER FUND REVENUES		\$ 16,050,362	\$ 17,846,090	\$ 16,805,133	\$ 17,241,070	\$ 17,068,730

PUBLIC WORKS – WATER PRODUCTION

IT IS THE MISSION OF WATER PRODUCTION TO

operate, maintain, and manage the City of New Port Richey's Joseph A. Maytum Water Treatment Plant in the professional manner required to deliver a reliable and adequate supply of safe drinking water, at a pressure that meets the safety and needs of all our customers throughout the distribution system.

DESCRIPTION

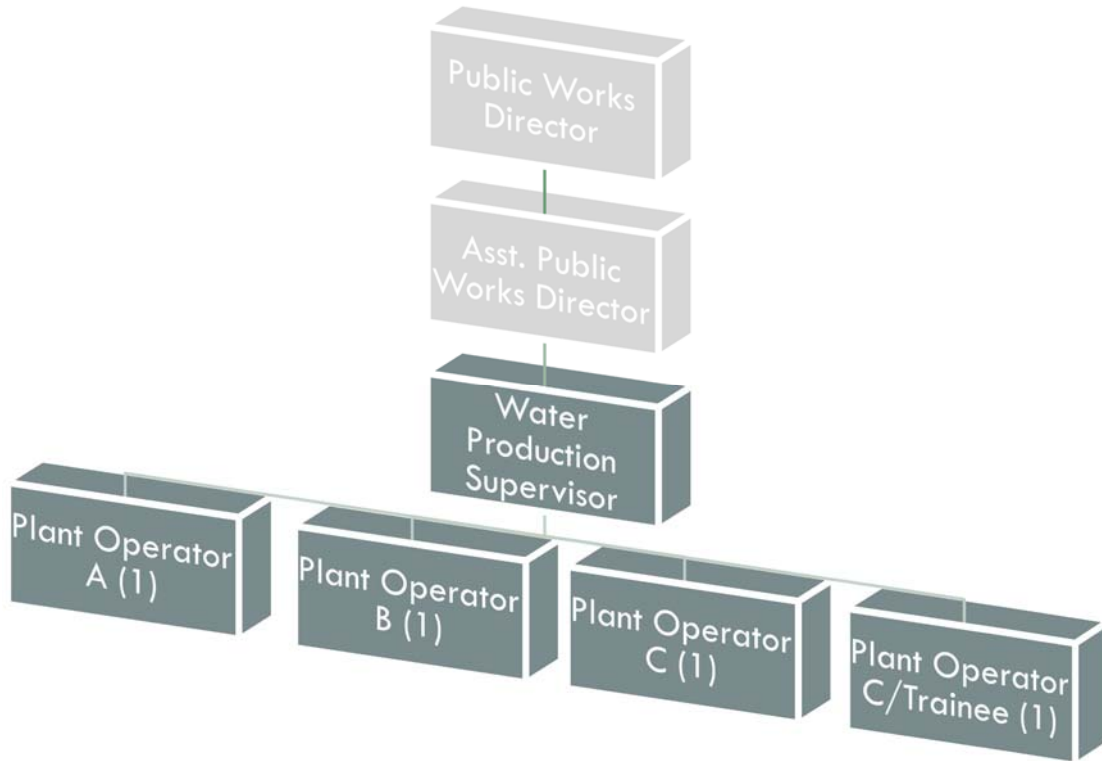
The Water Production Division is responsible for providing residents with water that meets or is better than standards set by the Environmental Protection Agency (EPA).

ACCOMPLISHMENTS OF FY21

- Produced a quality drinking water for delivery to City and Region on a consistent basis
- Maintained proper system pressure and disinfectant and fluoride levels throughout the distribution system
- Replaced Bleach Bulk Tank #2
- Rehabilitated Well #5 and replaced old piping
- Inspected and cleaned ground storage reservoirs and Elevated Storage Tank
- Hired and trained one "A" Licensed Operator and one "Trainee Operator"
- Replaced UPS's throughout Plant
- Installed new transfer switch and integrated generator controls into SCADA system
- Replaced Amperometric Titrator

FY22 INITIATIVES

- Monitor legislation impacting the rules and regulations of the water treatment industry
- Repair and paint Elevated Storage Tank
- Complete engineering study and begin work on HSP for Elevated Storage Tank
- Continue SCADA improvements at Water Plant
- Purchase and install new on-line free ammonia analyzer at Water Plant
- Replace Ammonia Bulk Storage Tanks and ammonia feed line
- Replace roof at Pump Room
- Replace Check Valve on HSP's #2 & #3



Authorized Personnel – Full-time Equivalent			
Position/Title	FY19-20	FY20-21	FY21-22
Water Productions Supervisor	1	1	1
Lead Plant Operator B	1	1	1
Plant Operator B	1	1	1
Plant Operator C	2	1	1
Plant Operator C/Trainee	0	1	1
Total	5	5	5

W&S WATER PRODUCTION

401105		AMENDED				BUDGET
EXP		ACTUAL	ACTUAL	ESTIMATE	BUDGET	AMOUNT
CODE	CLASSIFICATION	FY18-19	FY19-20	FY20-21	FY20-21	FY21-22
41112	Division Head Salaries	59,129	59,353	59,700	59,700	60,970
41299	Regular Full-Time Wages	151,245	137,816	125,000	158,620	164,740
41411	Overtime Wages	4,565	4,362	5,720	5,720	5,940
41527	Standby Time	16,728	18,294	16,730	16,730	17,400
42111	Social Security Matching	16,992	18,294	17,750	18,430	19,060
42211	Florida Retirement System	21,326	20,302	18,500	20,400	22,660
42311	Health Insurance	18,125	16,099	17,000	43,550	43,550
42312	Life Insurance	91	77	150	300	300
42313	Accidental Death & Disab Insurance	12	10	80	150	120
42421	Workers Comp - Waterworks Oper/SLSMN Drivers (7520)	19,818	9,271	9,500	12,140	9,790
TOTAL PERSONNEL SERVICES		\$ 308,031	\$ 283,878	\$ 270,130	\$ 335,740	\$ 344,530
43129	Engineering Services - Misc	3,457	230	10,000	10,000	10,000
43199	Professional Services - Misc.	-	-	50,000	60,000	100,000
43412	Pest Control Services	440	520	440	440	440
43438	Lab Test	2,052	7,922	6,000	6,000	15,000
43474	Security Services	2,552	2,743	3,000	3,000	3,300
43499	Contractual Services - Misc	18,410	9,914	35,000	35,000	45,000
44011	Travel & Training	820	341	1,640	1,640	1,640
44121	Telephone - Local	1,771	2,229	3,000	3,000	3,000
44134	Data Lines	4,869	4,878	6,000	6,000	6,000
44141	Pager Services	46	96	-	-	-
44211	Postage	2,536	2,410	4,000	4,000	3,000
44221	Freight Express Charges	-	-	-	30	-
44311	Electric - City Facilities	98,355	96,859	124,290	124,290	124,290
44331	Trash Removal	817	1,094	1,500	1,500	1,500
44373	Street Light Fee	38	53	60	60	60
44381	Stormwater Assessment	284	328	330	330	330
44611	Maintenance & Repairs - Bldg & Grounds	30,700	16,992	35,000	35,000	35,000
44621	Maintenance & Repairs - Equipment	1,484	2,411	2,000	2,000	2,000
44631	Maintenance & Repairs - Central Garage	791	240	2,000	2,000	2,000
44983	Permit Fees	6,025	6,025	6,030	6,030	6,030
44999	Other Current Charges - Misc	-	1,139	1,100	1,100	1,300
45111	Office Supplies - General	966	7,190	500	500	500
45121	Maps & Charts	-	-	-	250	-
45141	Small Tools & Implements	503	344	750	750	750
45211	Fuel	5,531	5,189	10,000	10,000	10,000
45221	Chemicals	73,011	103,743	129,170	129,170	129,170
45222	Laboratory Supplies	6,793	7,092	7,000	7,000	8,000
45231	Clothing & Apparel	1,313	1,283	1,500	1,500	1,500
45243	Computer/Operating Supply	3,319	471	1,500	1,500	1,500
45247	First Aid Supplies	56	154	250	250	250
45251	Janitorial Supplies	505	383	800	800	800
45261	Raw Water	2,880,261	2,773,714	2,900,000	3,050,000	3,050,000
45289	Automotive Parts	276	787	2,000	2,000	2,000
45291	Operating Supplies - Disaster	-	617	-	-	500
45294	Conservation Kits & Materials	19,499	2,240	12,000	12,000	6,000
45299	Operating Supplies - Misc	2,132	1,945	2,500	2,500	2,500

W&S WATER PRODUCTION

401105 EXP CODE	CLASSIFICATION	ACTUAL FY18-19	ACTUAL FY19-20	ESTIMATE FY20-21	AMENDED BUDGET FY20-21	BUDGET AMOUNT FY21-22
45411	Dues & Memberships	645	270	840	840	840
45461	Books & Publications	-	-	200	200	200
TOTAL OPERATING		\$ 3,170,257	\$ 3,061,846	\$ 3,360,400	\$ 3,520,680	\$ 3,574,400
46341	Elevated Storage Tank	-	-	500,000	155,000	210,000
46345	Ground Storage Reservoirs	-	-	10,000	10,000	-
46399	Improvements Other Than Bldg - Misc	-	-	50,000	50,000	-
46417	Communication Equipment	-	-	50,000	50,000	50,000
46431	Special Purpose Equipment	-	-	25,800	25,800	156,000
TOTAL CAPITAL		\$ -	\$ -	\$ 635,800	\$ 290,800	\$ 416,000

TOTAL EXPENDITURES **\$ 3,478,288** **\$ 3,345,724** **\$ 4,266,330** **\$ 4,147,220** **\$ 4,334,930**

5-YEAR CAPITAL EQUIPMENT/IMPROVEMENT PROGRAM W&S WATER PRODUCTION

EXP CODE	CLASSIFICATION	FY 21-22	FY 22-23	FY 23-24	FY 24-25	FY 25-26
46341	<i>Elevated Storage Tank</i>					
	Clean/Paint Elevated Storage Tank	170,000	-	-	-	-
	Elevated Storage Tank (R&R)	-	30,000	20,000	20,000	20,000
	Pax Mixer	40,000	-	-	-	-
	TOTAL	210,000	30,000	20,000	20,000	20,000
46344	<i>City Well Repairs</i>					
	City Well Repairs (R&R)	-	10,000	10,000	10,000	10,000
	TOTAL	-	10,000	10,000	10,000	10,000
46345	<i>Ground Storage Reservoirs</i>					
	Ground Storage Reservoirs (R&R)	-	60,000 (a)	10,000	10,000	10,000
	TOTAL	-	60,000	10,000	10,000	10,000
43699	<i>Improvements Other than Buildings</i>					
	Stand-by Power Equipment (R&R)	-	10,000	10,000	10,000	10,000
	Process Equipment (R&R)	-	10,000	10,000	10,000	10,000
	High Service Pump at Elevated Storage Tank (R&R)	-	300,000	10,000	10,000	10,000
	TOTAL	-	320,000	30,000	205,000	30,000
46417	<i>Communication Equipment</i>					
	SCADA Improvements, Phase III	50,000	-	-	-	-
	TOTAL	50,000	-	-	-	-
46434	<i>Special Purpose Equipment</i>					
	Chlorine Bulk Storage Tank #1	-	-	-	21,000	-
	Chlorine Bulk Storage Tank #2	-	-	-	-	22,000
	Replacement of Ammonia Line	12,000	-	-	-	-
	Check Valves on HSP's 2 & 3	65,000	-	-	-	-
	On-line Free Ammonia Analyzer	38,000	42,000	-	-	-
	Bleach and Ammonia Transfer Pumps	-	-	-	12,000	-
	Ammonia Bulk Storage Tank (2)	16,000	-	-	-	-
	Roof on Pump Room	25,000	-	-	-	-
	Commercial Lawn Tractor	-	-	15,000	-	-
	Chlorine Day Storage Tank #3	-	-	20,000	-	-
	Variable Frequency Drive	-	16,000	-	-	-
	Depoloxes (3)	-	25,000	-	-	-
	Bleach and Ammonia Metering Pumps	-	-	12,000	-	-
	Laboratory Analytical Equipment	-	15,000	-	-	-
	TOTAL	156,000	98,000	47,000	33,000	22,000
DIVISION TOTAL		\$ 416,000	\$ 518,000	\$ 117,000	\$ 278,000	\$ 92,000

PUBLIC WORKS – WATER & RECLAIMED WATER DISTRIBUTION

IT IS THE MISSION OF WATER & RECLAIMED WATER DISTRIBUTION TO

maintain and upgrade the City's potable water system. To demonstrate a high level of service that includes, but is not limited to, proactive maintenance activities, expansion of the water system where possible monitor and evaluate all current regulatory requirements, a one hour response to emergency water breaks, a 24 hour response to all internal and external inquiries, and finally to demonstrate a high level of professionalism to all City residents and Utility customers.

DESCRIPTION

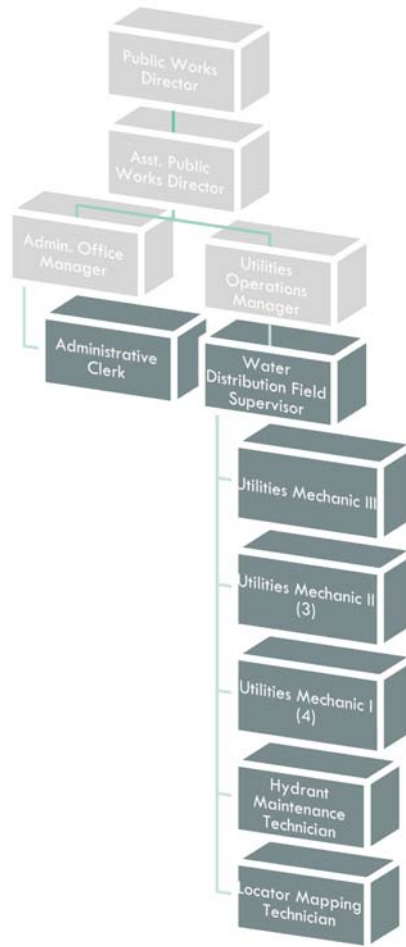
The City of New Port Richey has in excess of 11,000 water services, ranging in meter size from 3/4 inch to 10 inches. These services provide water to businesses, trailer parks, offices, restaurants, medical facilities, and individual and bulk customers. The Water Distribution Division oversees these water lines, which total over 131 miles, and range in size from 1 1/2 inches to 30 inches in diameter.

ACCOMPLISHMENTS OF FY21

- Added 20 new residential potable water service connections, 2 new larger commercial potable water connections for new construction, and 9 new reclaimed water service connections for irrigation
- Installed 3 new fire hydrants and repaired 6 existing fire hydrants within the distribution system
- Continued asbestos, equipment, and machinery training for all personnel

FY22 INITIATIVES

- Potable Water Meters/Reclaimed Water Meters:
 - Change out or upgrade all bulk meters within the water distribution system
 - Continue to replace all retrofit SR11 potable water meters with Ipearl water meters
 - Revive the reclaimed water site inspection program
- Watermain Valves:
 - Implement new valve locating, exercising, and maintenance program
 - Test valves in pre-planned areas throughout the city to see which need replacement
 - Begin replacing all gate valves with resilient wedge valves
- Fire Hydrant Technician / Backflow Testing:
 - Send appropriate staff to backflow assembly testing and/or hydrant testing courses
 - Revive the cross-connection control program
 - Modify the Hydrant Tester's job description to include cross-connection control work



Authorized Personnel – Full-time Equivalent			
Position/Title	FY19-20	FY20-21	FY21-22
Utilities Manager	0	0	1
Water Distribution Section Leader	1	1	1
Utilities Mechanic III	0	0	1
Utilities Mechanic II	0	0	3
Utilities Mechanic I	8	8	4
Hydrant Maintenance Technician	1	1	1
Administrative Assistant	1	1	1
Locator Mapping Technician	1	1	1
Total	12	12	13

W&S WATER & RECLAIMED WATER DISTRIBUTION

401107		AMENDED				BUDGET
EXP		ACTUAL	ACTUAL	ESTIMATE	BUDGET	AMOUNT
CODE	CLASSIFICATION	FY18-19	FY19-20	FY20-21	FY20-21	FY21-22
41112	Division Head Salaries	-	-	-	-	65,230
41299	Regular Full-Time Wages	191,851	240,528	250,000	351,730	359,970
41411	Overtime Wages	35,828	3,202	45,000	53,540	54,830
41527	Standby Time	10,807	12,019	10,000	11,990	12,280
41529	Meal Allowance	150	-	-	300	-
42111	Social Security Matching	17,722	21,201	25,000	32,700	33,450
42211	Florida Retirement System	20,544	25,172	28,000	35,340	38,860
42311	Health Insurance	32,471	38,763	45,000	95,810	95,810
42312	Life Insurance	112	123	160	500	720
42313	Accidental Death & Disab Insurance	16	18	60	200	280
42421	Workers Comp - Waterworks Oper/SLSMN Drivers (7520)	10,757	11,998	13,500	15,090	16,030
42426	Workers Comp - Clerical (8810)	63	30	40	40	50
TOTAL PERSONNEL SERVICES		\$ 320,321	\$ 353,054	\$ 416,760	\$ 597,240	\$ 677,510
43199	Professional Services - Misc	10,335	43,754	100,000	100,000	100,000
43442	Call Candy Services	2,221	2,149	3,000	3,000	3,000
43499	Contractual Services - Misc	11,588	73,953	30,000	30,000	35,000
44011	Travel & Training	615	974	4,570	4,570	4,500
44121	Telephone - Local	1,595	1,816	4,000	4,000	4,000
44134	Data Lines	1,051	1,106	2,000	2,000	2,000
44141	Pager Services	131	140	-	-	-
44211	Postage	627	316	750	750	750
44331	Trash Removal	9,126	13,820	10,000	10,000	13,000
44419	Rent - Equipment/Software	240	-	500	500	500
44463	Automotive(s)	-	793	52,430	52,430	58,090
44481	Lease - Copier	-	160	600	600	600
44571	Notary Bond	-	-	-	150	-
44611	Maintenance & Repairs - Bldg & Grounds	1,087	3,820	5,000	5,000	5,000
44621	Maintenance & Repairs - Equipment	2,923	567	2,000	2,000	2,000
44631	Maintenance & Repairs - Central Garage	10,935	12,480	10,000	10,000	10,000
44799	Printing & Binding - Misc	-	34	-	-	300
44999	Other Current Charges - Misc.	-	125	-	-	100
45111	Office Supplies - General	517	717	800	800	800
45141	Small Tools & Implements	5,856	3,944	7,700	7,700	7,700
45211	Fuel	48,356	45,066	45,000	45,000	45,000
45225	Software License Support	22,770	25,860	26,000	26,000	32,000
45231	Clothing & Apparel	2,497	3,322	3,400	3,400	3,400
45243	Computer/Operating Supply	1,156	288	3,400	3,400	3,400
45247	First Aid Supplies	67	357	200	200	200
45271	Meters	98,554	54,237	33,000	33,000	70,000
45272	Pipe	7,307	3,922	10,000	10,000	12,000
45273	Hydrants	3,477	14,579	10,000	10,000	10,000
45274	Valves & Clamps	49,029	47,809	70,000	70,000	70,000
45279	Water & Sewer Supplies - Misc	207	112	5,000	5,000	5,000
45289	Automotive Parts	24,113	32,343	30,000	30,000	25,000
45291	Operating Supplies - Disaster	-	9	100	100	1,500
45299	Operating Supplies - Misc	21,021	32,845	15,000	15,000	15,000
45311	Asphalt/Concrete	202	448	-	-	-

W&S WATER & RECLAIMED WATER DISTRIBUTION

401107 EXP CODE	CLASSIFICATION	ACTUAL FY18-19	ACTUAL FY19-20	ESTIMATE FY20-21	AMENDED BUDGET FY20-21	BUDGET AMOUNT FY21-22
45341	Sod/Seed	258	902	4,000	4,000	4,000
45399	Road Materials - Misc	2,857	2,900	8,000	8,000	8,000
45411	Dues & Memberships	125	-	400	400	400
45461	Books & Publications	-	299	240	240	240
TOTAL OPERATING		\$ 340,843	\$ 425,966	\$ 497,090	\$ 497,240	\$ 552,480
46399	Improvements Other Than Bldg - Misc	-	-	10,000	10,000	15,000
46415	Trucks & Trailers	-	-	120,000	120,000	8,000
46416	Heavy Equipment	-	-	1,500	1,500	-
TOTAL CAPITAL		\$ -	\$ -	\$ 131,500	\$ 131,500	\$ 23,000

TOTAL EXPENDITURES \$ 661,164 \$ 779,020 \$ 1,045,350 \$ 1,225,980 \$ 1,252,990

5-YEAR CAPITAL EQUIPMENT/IMPROVEMENT PROGRAM W&S WATER & RECLAIMED WATER DISTRIBUTION

EXP CODE	CLASSIFICATION	FY 21-22	FY 22-23	FY 23-24	FY 24-25	FY 25-26
46399	<i>Improvements Other Than Buildings - Misc.</i>					
	Equipment Maintenance & Repair	15,000	15,000	15,000	15,000	15,000
	TOTAL	15,000	15,000	15,000	15,000	15,000
46415	<i>Trucks and Trailers</i>					
	#356 2021 VacTron Trailer	8,000	8,000	8,000	8,000	8,000
	TOTAL	8,000	8,000	8,000	8,000	8,000
46416	<i>Heavy Equipment</i>					
	Pipe Hunter Vac Truck Mounted #77 (R&R)	-	5,000	5,000	5,000	5,000
	John Deere Payloader #7 (R&R)	-	150,000 (a)	10,000	10,000	10,000
	CAT Backhoe #14 (R&R)	-	16,000	80,000 (b)	10,000	10,000
	Bobcat Track Loader T-190 #70 (R&R)	-	8,000	8,000	8,000	8,000
	TOTAL	-	179,000	103,000	33,000	33,000

DIVISION TOTAL \$ 23,000 \$ 202,000 \$ 126,000 \$ 56,000 \$ 56,000

(a) Year of Acquisition

(b) Year of Acquisition (\$16,000 in R&R)

W&S NON-CLASSIFIED

401108					AMENDED	BUDGET
EXP		ACTUAL	ACTUAL	ESTIMATE	BUDGET	AMOUNT
CODE	CLASSIFICATION	FY18-19	FY19-20	FY20-21	FY20-21	FY21-22
43111	City Attorney Services	-	-	-	5,000	5,000
43199	Professional Services - Misc	10,625	6,546	10,000	10,000	10,000
43211	Annual Audit Services	32,788	16,250	15,000	20,000	20,000
44511	Liability Insurance - Comp. General	76,598	52,140	50,000	50,000	50,000
44521	Buildings & Contents Insurance	30,074	34,390	53,103	40,000	54,000
44522	Pollution Insurance	1,001	1,003	1,000	1,000	1,000
44523	Automobile and Truck Insurance	30,655	35,378	35,000	35,000	35,000
44590	Insurance - Misc	-	-	-	1,000	1,000
44999	Other Current Charges - Misc	13,625	3,325	100	10,000	5,000
TOTAL OPERATING		\$195,366	\$ 149,032	\$ 164,203	\$ 172,000	\$ 181,000

TOTAL EXPENDITURES **\$195,366** **\$ 149,032** **\$ 164,203** **\$ 172,000** **\$ 181,000**

PUBLIC WORKS – CONSTRUCTION SERVICES

IT IS THE MISSION OF CONSTRUCTION SERVICES TO

to design and construct capital projects in accordance with Capital Improvement Programs and Master Plans; to support the City with all private project construction; to display a high level of professionalism and transparency and finally, to keep current on design and construction practices with an emphasis on environmental best management practices.

DESCRIPTION

It is the responsibility of the Construction Services Division to design and construct capital projects, in accordance with the City's Capital Improvement Program and master plans.

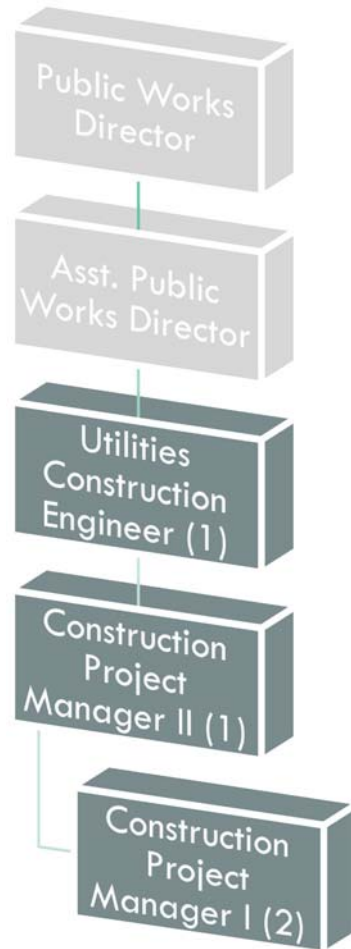
ACCOMPLISHMENTS OF FY20

- Projects:
 - 2019 Fleet Warehouse & Storage Improvement, Design Phase
 - 2018-2019 Sewer System Improvements, Construction Phase
 - 2017 Grand Blvd. Stormwater Improvement, Construction Phase
 - 2020 Fire Station No. 2, Design Phase
 - 2020 Frances Ave. Park Shelter Improvements, Design Phase
 - 2018 Grand Blvd. MUP, Design Phase
 - 2020 Sims Park Boat Ramp Improvements, Design Phase
 - 2019 Gloria Swanson Parking Lot Improvements, Construction Phase
 - 2019 Nebraska Ave Parking Lot Improvements, Construction Phase
 - 2019 Orangewood Lift Station & FM, Construction Phase
 - 2020 Orangewood Water System Improvements, Design Phase
 - 2020 Seawall Repair at Jasmin Park
 - 2020 Sims Park Boat Ramp Improvements, Design Phase
 - 2020 WWTP Headworks Containment Berm, Design and Construction Phase
 - 2020 WWTP Process Piping Condition Assessment, Phase II Design and Construction
- Development Review Committee:
 - Develop and implement standard operating procedures for utility reviews
 - Process all Development Department's permit applications for the City

FY22 INITIATIVES

- Provide Construction Management Support for the following City CIP Projects:
 - 2019 Fleet Warehouse Storage Improvement, Design & Construction Project
 - 2020 James Grey Preserve Improvements (Phase 1), Design Phase
 - 2020-Fire Station No. 2, Construction Phase
 - 2020-Orangewood Water System Improvements, Construction Phase
 - 2020 Sims Park Boat Ramp Improvements, Construction Phase
 - 2020-WWTP Headworks Containment Berm, Design & Construction Phases
 - 2020-WWTP Process Piping Condition Assessment (Phase II), Design & Construction Phases
 - 2020 Frances Ave. Park Shelter Improvements, Construction Phase
 - 2020 Beach St. Stormwater Improvements, Design & Construction Phases
 - 2020 Russ Park Upgrades
 - 2020 Library Facility Improvements, Construction Phase
 - 2021 Sims Park Boat Improvements, Engineering Phase

- 2021 City Hall Facility Renovations
- 2021 Grand Blvd. Multi-Use Path, South & North sides, Design & Construction Phases
- 2022 Fire Station #1 Upgrades, Design Phase
- Provide Construction Management Support for the following private projects:
 - 2020-Ozanum II Wastewater FM
 - 2020-Dollar General Wastewater FM
- Update the City's Construction Standards and Details:
 - Continue with meeting Public Works Staff for information reviews and updates
 - Continue to update City's Construction Standards and Materials Specification
 - Continue to update the City's Details using AutoCAD



Authorized Personnel – Full-time Equivalent			
Position/Title	FY19-20	FY20-21	FY21-22
Utilities Construction Engineer	0	1	1
Construction Engineer Inspection Manager	1	0	0
Construction Project Manager II	1	1	1
Construction Project Manager I	2	2	2
Total	4	4	4

W&S CONSTRUCTION SERVICES

401109		AMENDED				BUDGET
EXP		ACTUAL	ACTUAL	ESTIMATE	BUDGET	AMOUNT
CODE	CLASSIFICATION	FY18-19	FY19-20	FY20-21	FY20-21	FY21-22
41210	Regular Exempt Salaries	58,760	44,735	68,700	68,700	70,010
41299	Regular Full-Time Wages	132,714	134,324	137,980	137,980	139,050
41411	Overtime Wages	12,891	2,622	7,500	11,900	10,000
42111	Social Security Matching	14,210	15,580	16,270	16,270	16,960
42211	Florida Retirement System	17,636	17,773	18,010	18,010	20,170
42311	Health Insurance	39,479	40,054	34,840	34,840	34,840
42312	Life Insurance	69	57	80	80	120
42313	Accidental Death & Disab Insurance	10	8	50	50	90
42432	Workers Comp - Municipal Class (9410)	13,579	12,981	8,600	8,600	9,410
TOTAL PERSONNEL SERVICES		\$ 289,348	\$ 268,134	\$ 292,030	\$ 296,430	\$ 300,650
43199	Professional Services - Misc.	-	36,090	-	-	-
43499	Contractual Services - Misc	1,385	1,385	1,500	1,500	1,500
44011	Travel & Training	42	-	1,960	1,960	1,910
44121	Telephone - Local	2,336	2,145	2,200	2,200	2,200
44134	Data Lines	284	340	500	800	500
44211	Postage	247	-	150	150	150
44463	Automotive(s)	-	-	12,500	26,220	14,800
44481	Lease - Copier	348	289	1,000	1,000	1,000
44611	Maintenance & Repairs - Bldg & Grounds	-	-	500	500	800
44631	Maintenance & Repairs - Central Garage	570	420	1,000	1,000	1,000
47-99	Printing & Binding - Misc	-	183	800	800	800
45111	Office Supplies - General	411	386	400	400	600
45141	Small Tools & Implements	269	25	300	300	300
45211	Fuel	6,269	4,275	7,000	7,000	7,000
45225	Software License Support	295	1,491	6,000	6,000	6,000
45231	Clothing & Apparel	321	485	400	400	500
45243	Computer/Operating Supply	-	2,143	6,000	6,000	1,000
45289	Automotive Parts	3,395	1,105	3,000	3,000	2,000
45291	Operating Supplies - Disaster	-	12	-	-	500
45299	Operating Supplies - Misc	845	1,797	1,000	1,000	1,200
45411	Dues & Memberships	148	-	200	200	200
TOTAL OPERATING		\$ 17,165	\$ 52,571	\$ 46,410	\$ 60,430	\$ 43,960
TOTAL EXPENDITURES		\$ 306,513	\$ 320,705	\$ 338,440	\$ 356,860	\$ 344,610

PUBLIC WORKS – RECLAIMED WATER PRODUCTION

IT IS THE MISSION OF RECLAIMED WATER PRODUCTION TO

protect health and the environment by operating and maintaining the reclaim water production facility at its highest efficiency. Comply with regulatory requirements and produce high quality water for beneficial reuse. Be innovative and creative to hold cost to a minimum.

DESCRIPTION

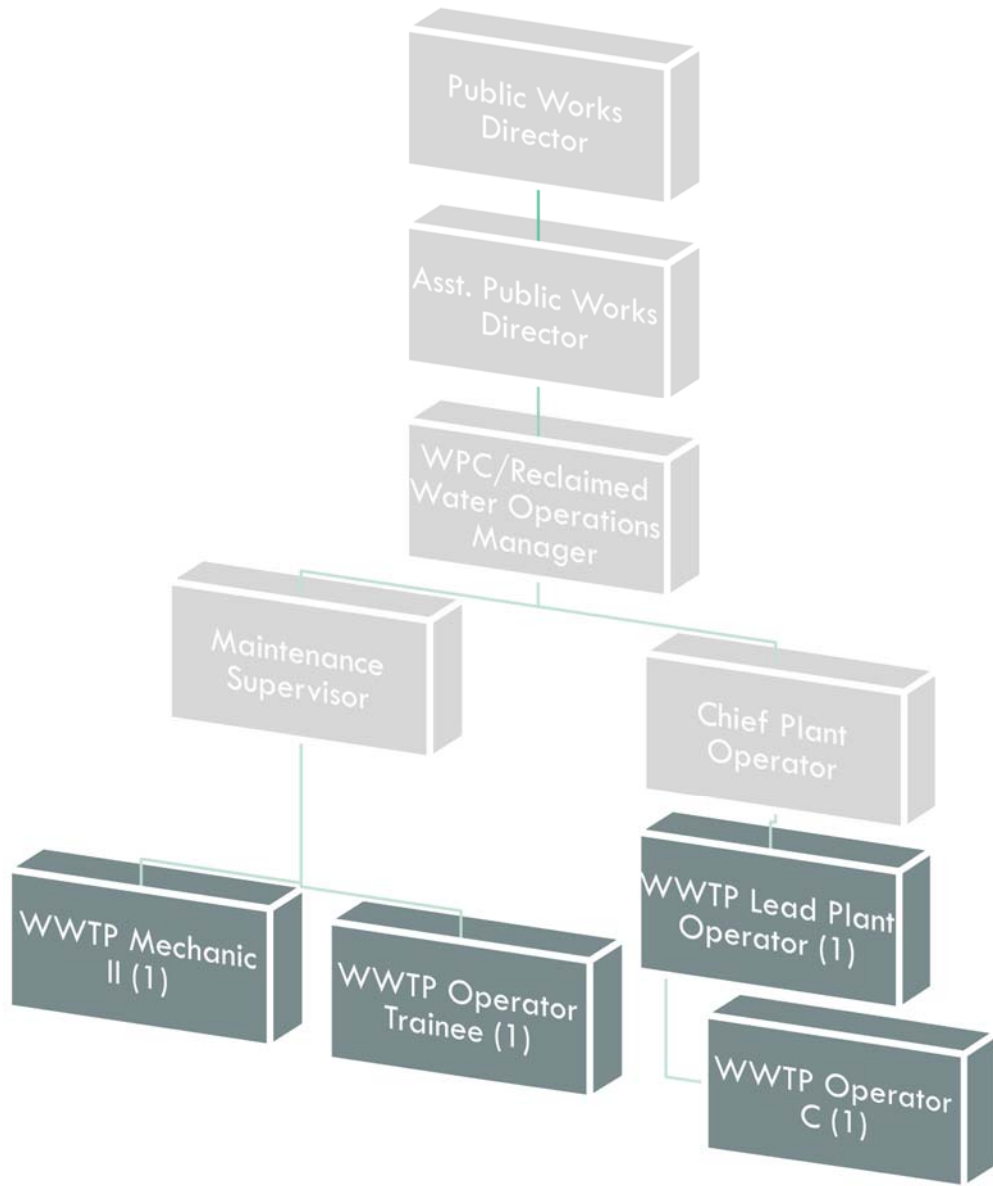
The Reclaimed Water Production Division is responsible for the operation of the wastewater treatment plant and producing and providing reclaimed water for beneficial reuse.

ACCOMPLISHMENTS OF FY21

- Produced and distributed 1.9 billion gallons for beneficial reuse
- Continued to seek out ways to be more energy efficient
- Painted 2 Reuse tank and 4 Aeration tanks
- Rebuilt and installed 3 Reclaim Transfer Pump

FY22 INITIATIVES

- Continue to provide high quality reuse water for beneficial reuse
- Continue to seek out ways to be more energy efficient
- Install 2 Aluminum Sulfate Chemical Pump
- Install 1 Sodium Hypochlorite Chemical Pump
- Install and rebuild assembly for Sand Filter #1 drive mechanism
- Capital Projects:
 - Rebuild 2 Reclaim Transfer Pump
 - Install 3 Reclaim Transfer Pump VFD



Authorized Personnel – Full-time Equivalent			
Position/Title	FY19-20	FY20-21	FY21-22
WWTP Lead Plant Operator	1	1	1
WWTP Operator C	1	1	1
WWTP Mechanic II	1	1	1
WWTP Operator Trainee	1	1	1
Total	4	4	4

W&S RECLAIMED WATER PRODUCTION

401111					AMENDED	BUDGET
EXP		ACTUAL	ACTUAL	ESTIMATE	BUDGET	AMOUNT
CODE	CLASSIFICATION	FY18-19	FY19-20	FY20-21	FY20-21	FY21-22
41299	Regular Full-Time Wages	156,294	160,546	162,050	162,050	164,490
41411	Overtime Wages	8,247	8,634	6,920	6,920	7,020
41527	Standby Time	9,999	10,963	10,800	10,800	10,960
41529	Meal Allowance	-	-	-	150	-
42111	Social Security Matching	12,452	13,738	13,770	13,770	13,960
42211	Florida Retirement System	14,844	16,342	15,230	15,230	16,600
42311	Health Insurance	44,378	46,387	28,840	28,840	34,840
42312	Life Insurance	75	72	90	90	140
42313	Accidental Death & Disab Insurance	10	10	60	60	90
42422	Workers Comp - Sewage					
	Disp/Plant/Oper/Drivers (7580)	5,435	6,972	7,090	7,090	7,840
TOTAL PERSONNEL SERVICES		\$ 251,734	\$ 263,664	\$ 244,850	\$ 245,000	\$ 255,940
43438	Lab Test	82,624	89,040	20,000	60,000	20,000
43499	Contractual Services - Misc	42	285	270	270	270
44011	Travel & Training	135	755	1,790	1,790	2,200
44211	Postage	244	-	30	30	30
44311	Electric - City Facilities	258,552	337,035	275,000	275,000	280,000
44599	Insurance	-	-	1,000	1,000	1,000
44611	Maintenance & Repairs - Bldg & Grounds	28,381	13,273	41,000	41,000	41,000
44621	Maintenance & Repairs - Equipment	3,234	3,448	3,800	3,800	5,200
45111	Office Supplies - General	-	90	100	100	100
45221	Chemicals	94,494	85,534	90,640	90,640	115,000
45222	Laboratory Supplies	234	212	200	200	200
45231	Clothing & Apparel	1,027	1,219	1,450	1,450	1,450
45251	Janitorial Supplies	-	189	220	220	220
45299	Operating Supplies - Misc	10	-	500	500	500
45411	Dues & Memberships	150	-	300	300	300
TOTAL OPERATING		\$ 469,127	\$ 531,080	\$ 436,300	\$ 476,300	\$ 467,470
46399	Improvements Other than Buildings	-	-	76,000	76,000	48,000
TOTAL CAPITAL		\$ -	\$ -	\$ 76,000	\$ 76,000	\$ 48,000

TOTAL EXPENDITURES \$ 720,861 \$ 794,744 \$ 757,150 \$ 797,300 \$ 771,410

5-YEAR CAPITAL EQUIPMENT/IMPROVEMENT PROGRAM W&S RECLAIMED WATER PRODUCTION

EXP CODE	CLASSIFICATION	FY 21-22	FY 22-23	FY 23-24	FY 24-25	FY 25-26
46299	<i>Building Improvements</i>					
	Structural Maintenance & Repair (R&R)	-	10,000	10,000	10,000	10,000
	TOTAL	-	10,000	10,000	10,000	10,000
46399	<i>Improvements Other than Buildings</i>					
	Equipment Maintenance & Repair	10,000	10,000	10,000	10,000	10,000
	Equipment Upgrades (R&R)	-	10,000	10,000	10,000	10,000
	24" Reject Valve Rebuild	21,000	-	-	-	-
	Rebuild Sand Filter #1 Drive	17,000	-	-	-	-
	TOTAL	48,000	20,000	20,000	20,000	20,000

DIVISION TOTAL \$ 48,000 \$ 30,000 \$ 30,000 \$ 30,000 \$ 30,000

PUBLIC WORKS – WATER POLLUTION CONTROL

IT IS THE MISSION OF WATER POLLUTION CONTROL TO

protect public health and the environment by operating and maintaining the wastewater treatment plant at its highest efficiency. Comply with regulatory requirements and produce high quality water for beneficial reuse. Be innovative and creative to hold cost to a minimum.

DESCRIPTION

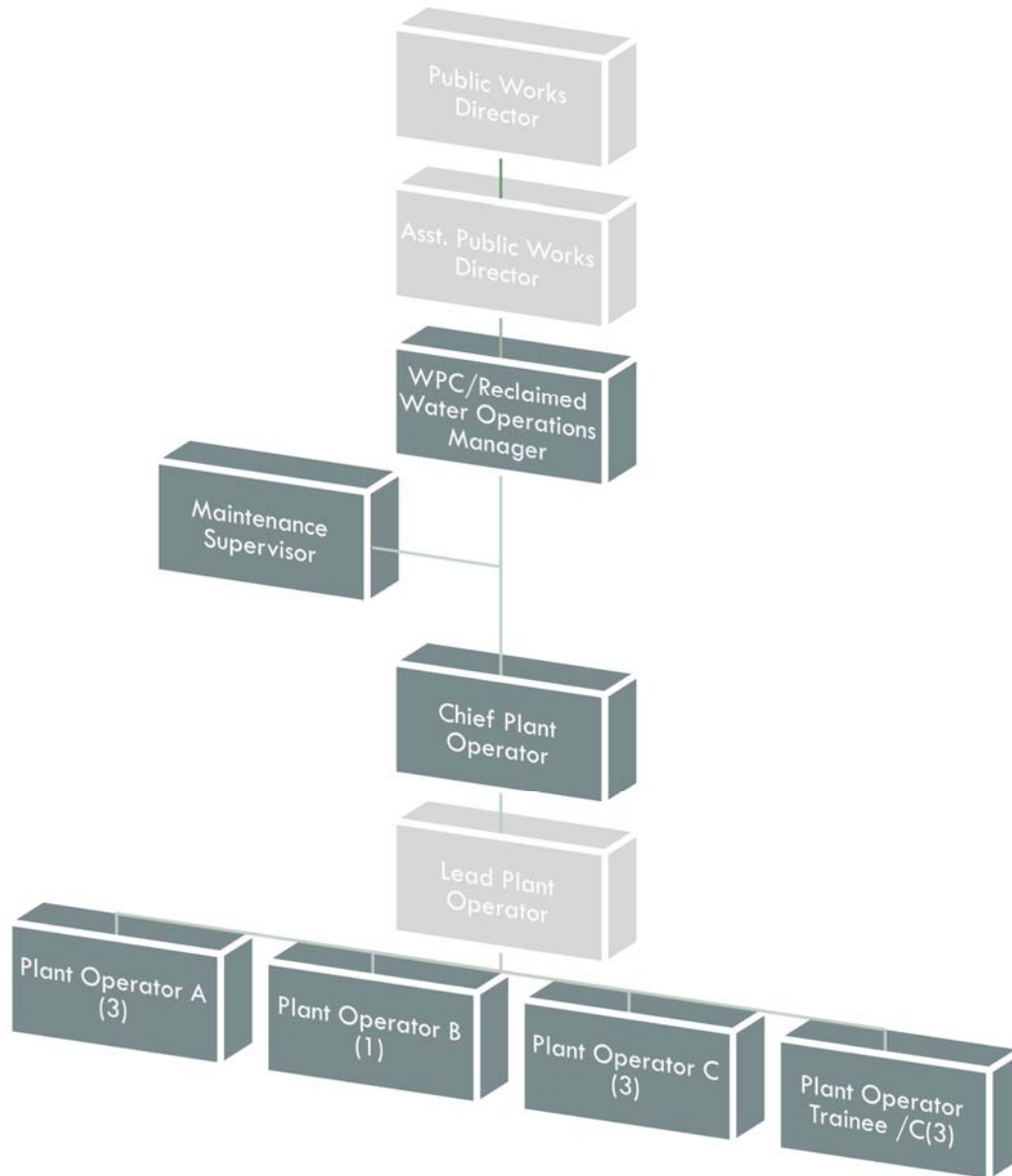
The Reclaimed Water Production Division is responsible for the operation of the wastewater treatment plant and producing and providing reclaimed water for beneficial reuse.

ACCOMPLISHMENTS OF FY21

- Staff completed numerous CIP projects and upgrades to improve plant performance and reliability
- Treated 1.9 billion gallons of wastewater to near drinking water standards for beneficial reuse
- Over 99% efficiency with no permit violations
- Completed over 3,500 work orders
- Replace #1 Clarifiers top rake structure
- Set up emergency 6" pump for multi-use applications

FY22 INITIATIVES

- To supply and produce high quality reclaimed water for beneficial reuse in accordance with DEP rules:
 - Continue to seek out energy saving technologies
 - Be creative and innovative in implementing process improvements
 - Complete weekly work orders to maintain equipment that is vital to the process and DEP compliance
- Permits:
 - Compliance with the Administrative Order in accordance with our DEP Operating permit
 - Permit renewal for operating the WWTP
- Capital Projects:
 - Install motor and gear box on Aeration Equipment #1-#4
 - Install Waste Activated Sludge Pump #2
 - New Storage building install
 - Remove and replace 8,800 lb. of Activated Granular Carbon



Authorized Personnel – Full-time Equivalent			
Position/Title	FY19-20	FY20-21	FY21-22
WPC/Reclaimed Water Operations Manager	1	1	1
Chief Plant Operator	1	1	1
Plant Operator A	1	2	3
Plant Operator B	2	1	1
Plant Operator C	3	3	3
Plant Operator Trainee	4	4	3
Maintenance Supervisor	1	1	1
Total	13	13	13

W&S WATER POLLUTION CONTROL

401112		AMENDED				BUDGET
EXP		ACTUAL	ACTUAL	ESTIMATE	BUDGET	AMOUNT
CODE	CLASSIFICATION	FY18-19	FY19-20	FY20-21	FY20-21	FY21-22
41112	Division Head Salaries	71,412	72,739	68,010	68,010	70,600
41299	Regular Full-Time Wages	466,223	479,452	475,000	488,030	497,250
41411	Overtime Wages	42,177	44,753	26,750	26,750	27,250
41522	Education Incentive Pay	600	607	600	600	600
41527	Standby Time	12,255	12,344	12,800	12,800	11,780
41529	Meal Allowance	87	-	-	630	-
42111	Social Security Matching	43,413	45,845	43,000	46,040	46,500
42211	Florida Retirement System	43,527	49,190	40,000	42,870	46,500
42214	Defined Contribution Plan	8,985	9,253	9,000	9,450	9,590
42311	Health Insurance	98,128	104,432	105,000	113,230	113,230
42312	Life Insurance	234	222	300	780	780
42313	Accidental Death & Disab Insurance	30	29	100	390	300
42422	Workers Comp - Sewage Disp/Plant/Oper/Drivers (7580)	16,877	17,779	19,640	19,640	20,220
42432	Workers Comp - Municipal Class (9410)	4,747	1,541	1,620	1,620	1,740
TOTAL PERSONNEL SERVICES		\$ 808,695	\$ 838,186	\$ 801,820	\$ 830,840	\$ 846,340
43129	Engineering Services - Misc	19,679	460	50,000	50,000	85,000
43199	Professional Services - Misc	-	-	5,000	5,000	5,000
43412	Pest Control Services	935	1,105	950	950	1,000
43438	Lab Test	560	1,098	12,000	12,000	5,000
43497	Contractual Services - Orangewood	17,590	42,576	40,000	40,000	40,000
43499	Contractual Services - Misc	13,202	17,097	6,500	6,500	10,000
44011	Travel & Training	2,440	1,568	4,000	4,000	6,200
44121	Telephone - Local	1,619	1,840	1,620	1,620	3,500
44134	Data Lines	4,869	4,878	5,000	5,000	5,000
44141	Pager Services	140	187	-	-	-
44211	Postage	314	65	130	130	130
44221	Freight Express Charges	-	-	-	300	-
44311	Electric - City Facilities	223,304	153,422	315,000	315,000	300,000
44316	Electric - Orangewood	4,491	9,955	9,000	9,000	9,000
44331	Trash Removal	8,119	2,971	10,000	10,000	10,000
44351	Water & Sewer - City	44,533	46,144	43,000	43,000	48,000
44361	Sludge Removal	455,569	466,224	430,000	430,000	475,000
44362	Sludge Removal - Orangewood	5,762	13,920	14,000	14,000	14,000
44373	Street Light Fee	273	273	280	280	280
44381	Stormwater Assessment	2,749	2,749	2,750	2,750	2,750
44419	Rent - Equipment/Software	1,735	1,050	2,000	2,000	2,000
44463	Automotive(s)	-	-	-	-	8,520
44481	Lease - Copier	365	850	510	510	510
44511	Liability Insurance - Comp. General	9,909	8,656	10,850	10,850	10,850
44521	Building & Contents Insurance	138,130	168,336	138,340	138,340	138,340
44522	Pollution Insurance	7,008	7,021	7,000	7,000	7,000
44523	Automobile & Truck Insurance	3,238	6,773	3,200	3,200	3,200
44525	Flood Insurance	12,208	12,730	13,900	13,900	13,900
44611	Maintenance & Repairs - Bldg & Grounds	84,732	93,236	98,250	98,250	103,000
44621	Maintenance & Repairs - Equipment	10,851	25,335	12,280	12,280	12,280
44631	Maintenance & Repairs - Central Garage	3,480	780	4,700	4,700	4,700
44799	Printing & Binding	-	-	100	100	100

W&S WATER POLLUTION CONTROL

401112 EXP CODE	CLASSIFICATION	ACTUAL FY18-19	ACTUAL FY19-20	ESTIMATE FY20-21	AMENDED BUDGET FY20-21	BUDGET AMOUNT FY21-22
44983	Permit Fees	7,350	10,731	12,000	12,000	12,000
45111	Office Supplies - General	1,116	892	1,500	1,500	1,500
45141	Small Tools & Implements	2,051	4,027	2,000	2,000	3,500
45211	Fuel	16,222	11,207	20,000	20,000	20,000
45221	Chemicals	111,936	123,335	120,000	120,000	120,000
45222	Laboratory Supplies	6,626	13,641	10,000	10,000	12,000
45223	Chemicals - Orangewood	4,828	9,910	13,000	13,000	13,000
45231	Clothing & Apparel	3,088	3,639	3,480	3,480	4,000
45243	Computer/Operating Supply	5,487	7,164	5,600	5,600	4,000
45247	First Aid Supplies	123	143	400	400	400
45251	Janitorial Supplies	4,675	3,529	3,800	3,800	5,000
45289	Automotive Parts	17,470	5,187	10,000	10,000	8,000
45291	Operating Supplies - Disaster	-	652	500	500	1,500
45299	Operating Supplies - Misc	3,373	2,969	3,000	3,000	3,000
45411	Dues & Memberships	675	-	1,300	1,300	1,500
45461	Books & Publications	-	-	150	150	150
TOTAL OPERATING		\$ 1,262,824	\$ 1,288,325	\$ 1,447,090	\$ 1,447,390	\$ 1,533,810
46399	Improvements Other Than Bldg - Misc	-	-	199,000	199,000	61,000
TOTAL CAPITAL		\$ -	\$ -	\$ 199,000	\$ 199,000	\$ 61,000

TOTAL EXPENDITURES \$ 2,071,519 \$ 2,126,511 \$ 2,447,910 \$ 2,477,230 \$ 2,441,150

5-YEAR CAPITAL EQUIPMENT/IMPROVEMENT PROGRAM W&S WATER POLLUTION CONTROL

EXP CODE	CLASSIFICATION	FY 21-22	FY 22-23	FY 23-24	FY 24-25	FY 25-26
46299	<i>Building Improvements</i>					
	Structural Maintenance & Repair (R&R)	-	20,000	20,000	20,000	20,000
	Storage Building - SW Corner of Plant	-	20,000	-	-	-
	TOTAL	-	20,000	20,000	20,000	20,000
46399	<i>Improvements Other than Buildings</i>					
	Standby Power Equipment (R&R)	-	20,000	20,000	20,000	20,000
	Equipment Maintenance & Repair	15,000	15,000	15,000	15,000	15,000
	Process Equipment (R&R)	-	40,000	40,000	20,000	20,000
	Replace Aerator Gear Boxes (1)	-	150,000	150,000	150,000	-
	Activated Granular Carbon	46,000	-	-	-	-
	TOTAL	61,000	225,000	225,000	205,000	55,000
46415	<i>Trucks & Trailers</i>					
	Mack Truck Tractor Trailer #9 (R&R)	-	3,000	3,000	3,000	3,000
	Ford F550 Flat Bed w/ Knuckle Crane #46 (R&R)	-	6,500	6,500	6,500	6,500
	TOTAL	-	9,500	9,500	9,500	9,500

DIVISION TOTAL \$ 61,000 \$ 254,500 \$ 254,500 \$ 234,500 \$ 84,500

PUBLIC WORKS – SEWER COLLECTION

IT IS THE MISSION OF SEWER COLLECTION TO

maintain and upgrade the City's sewer collection system whenever and wherever possible. This division strives to remain current with today's technology and to implement that technology into our system and everyday routine. Most importantly, great effort is made to ensure that all staff are trained and prepared for any event that might jeopardize the integrity of the City's sewer collection system. The highest level of service and professionalism is expected and shall be maintained.

DESCRIPTION

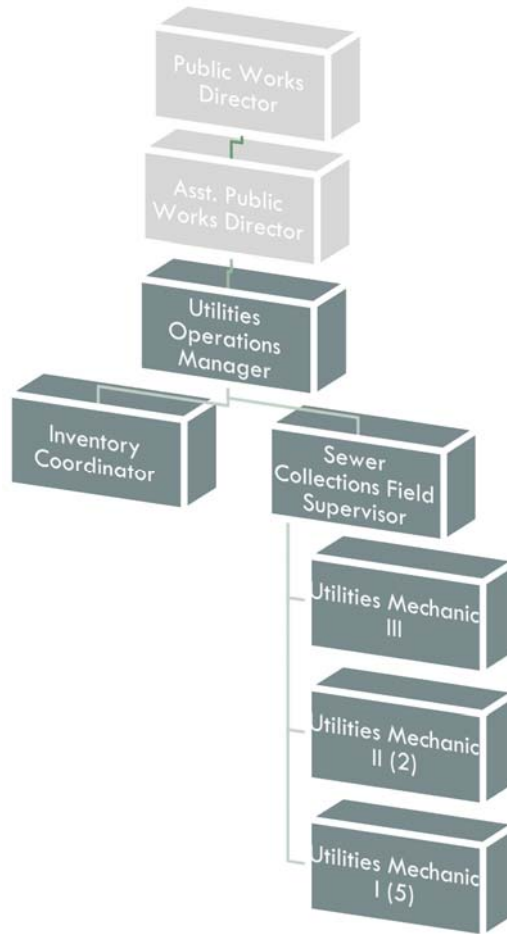
The Sewer Collection Division maintains and repairs over 8,000 sewer services, including clearing of blockages and repair and replacement of defective sewer services. Sewer collections is also responsible for the maintenance of sewer force mains, ranging in size from 4-16 inches long, and 65 lift stations that these lines pump to.

ACCOMPLISHMENTS OF FY21

- Completed annual gravity sewer system inspection and lining to control/prevent deterioration of our sewer system. Sewer crews will continue to clean, inspect and record our sewer system to find areas in need of lining.
- Completed the smoke testing project, which identified areas of inflow/infiltration of stormwater into the sanitary sewer system
- Repaired 6 lift station pumps and installed 5 brand new lift station pumps within the collection system
- All but 12 of the City's lift stations have been switched to the new SCADA software
- Continued training/education by conducting training on Bucket Truck Training, Asbestos, and collections, all of which will prove to be useful to city staff.

FY22 INITIATIVES

- Complete Communication/Lift Station Upgrades:
 - Revive the lift station inspection and maintenance program
 - Continue to install antenna towers at each lift station
 - Continue to install lift station panel upgrades with new PLC's
 - SCADA Room "Command Center" computer and monitor set up
- Complete Inflow / Infiltration Phase 2:
 - Repair broken cleanouts
 - Complete the installation of manhole pans to prevent inflow
 - Remove storm lines that have been connected to the system
- Continue Sanitary Sewer Pipe Lining:
 - Cleaning and camera work of the lines will be done in coordination with this project
 - Identify deficient sanitary sewer lines
 - Prioritize deficient sanitary sewer lines and create a data base
 - Complete bid documents, specification sheets, and oversee the project implementation



Authorized Personnel – Full-time Equivalent			
Position/Title	FY19-20	FY20-21	FY21-22
Utilities Operations Manager	1	1	1
Sewer Collections Field Supervisor	1	1	1
Utilities Mechanic III	0	0	1
Utilities Mechanic II	0	0	2
Utilities Mechanic I	8	8	5
Inventory Coordinator	1	1	1
Total	11	11	11

W&S SEWER COLLECTION

401113						AMENDED	BUDGET
EXP		ACTUAL	ACTUAL	ESTIMATE	BUDGET	AMOUNT	
CODE	CLASSIFICATION	FY18-19	FY19-20	FY20-21	FY20-21	FY21-22	
41210	Regular Exempt Salaries	43,384	44,585	45,840	45,840	59,180	
41299	Regular Full-Time Wages	181,818	217,559	250,000	294,280	301,140	
41411	Overtime Wages	36,315	34,510	50,000	50,000	50,000	
41522	Education Incentive Pay	600	607	600	600	600	
41527	Standby Time	11,757	13,268	12,030	12,030	12,310	
41529	Meal Allowance	150	-	-	380	-	
42111	Social Security Matching	20,407	23,110	25,000	29,140	30,750	
42211	Florida Retirement System	23,598	27,416	30,000	35,220	39,840	
42311	Health Insurance	37,647	45,680	65,000	95,810	95,810	
42312	Life Insurance	140	137	300	660	660	
42313	Accidental Death & Disab Insurance	18	18	150	330	260	
42422	Workers Comp - Sewage Disp/Plant/Oper/Drivers (7580)	16,920	13,201	14,000	14,980	14,640	
42435	Workers Comp - Storage Warehouse Inventory (8292)	1,639	1,222	2,000	2,000	2,030	
TOTAL PERSONNEL SERVICES		\$ 374,393	\$ 421,313	\$ 494,920	\$ 581,270	\$ 607,220	
43199	Professional Services - Misc	-	497	230,000	230,000	160,000	
43432	Inspector Services	-	-	800	800	-	
43499	Contractual Services - Misc	14,367	17,924	22,000	22,000	22,000	
44011	Travel & Training	594	573	4,100	4,100	4,670	
44121	Telephone - Local	5,590	5,395	5,500	5,500	5,500	
44134	Data Lines	3,297	3,100	4,000	4,000	4,000	
44141	Pager Services	177	227	-	-	-	
44211	Postage	322	25	350	350	350	
44351	Water & Sewer - City	-	-	-	-	130	
44311	Electric - City Facilities	93,273	92,577	90,000	90,000	95,000	
44331	Trash Removal	9,086	14,344	10,000	10,000	12,000	
44381	Stormwater Assessment	51	-	60	60	60	
44419	Rent - Equipment/Software	228	232	2,000	2,000	2,000	
44463	Automotive(s)	-	331	37,940	37,940	52,670	
44481	Lease - Copier	-	68	-	-	600	
44482	Lease - Lift Station	17,700	36,000	36,000	36,000	36,000	
44611	Maintenance & Repairs - Bldg & Grounds	31,207	48,716	100,000	100,000	100,000	
44621	Maintenance & Repairs - Equipment	2,658	-	14,000	14,000	14,000	
44631	Maintenance & Repairs - Central Garage	5,460	10,080	20,000	20,000	20,000	
44799	Printing & Binding - Misc	-	15	-	-	300	
44999	Other Current Charges - Misc	-	-	-	-	100	
45111	Office Supplies - General	247	202	500	500	500	
45141	Small Tools & Implements	9,457	7,279	6,850	6,850	6,850	
45211	Fuel	23,605	17,529	40,000	40,000	35,000	
45221	Chemicals	15	343	5,000	5,000	5,000	
45225	Software License Support	620	3,895	5,000	5,000	5,000	
45231	Clothing & Apparel	2,609	2,803	3,300	3,300	3,300	
45243	Computer/Operating Supply	2,229	3,069	500	500	500	
45247	First Aid Supplies	7	142	300	300	300	
45272	Pipe	554	1,222	7,000	7,000	7,000	
45274	Valves & Clamps	3,802	2,514	20,000	20,000	20,000	
45289	Automotive Parts	19,625	28,954	17,000	17,000	17,000	

W&S SEWER COLLECTION

401113 EXP CODE	CLASSIFICATION	ACTUAL FY18-19	ACTUAL FY19-20	ESTIMATE FY20-21	AMENDED BUDGET FY20-21	BUDGET AMOUNT FY21-22
45291	Operating Supplies - Disaster	-	-	-	-	500
45299	Operating Supplies - Misc	15,909	19,795	15,000	15,000	15,000
45341	Sod/Seed	168	733	3,000	3,000	3,000
45399	Road Materials - Misc	3,027	1,389	6,000	6,000	6,000
45411	Dues & Memberships	30	30	300	300	300
45461	Books & Publications	213	-	200	200	200
TOTAL OPERATING		\$ 266,127	\$ 320,003	\$ 706,700	\$ 706,700	\$ 654,830
46399	Improvements Other Than Bldg - Misc	-	-	40,000	40,000	15,000
46415	Trucks & Trailers	-	-	10,000	102,380	-
46417	Communications Equipment	-	-	50,000	50,000	50,000
46431	Special Purpose Equipment	-	-	-	-	55,000
TOTAL CAPITAL		\$ -	\$ -	\$ 100,000	\$ 192,380	\$ 120,000

TOTAL EXPENDITURES \$ 640,520 \$ 741,316 \$ 1,301,620 \$ 1,480,350 \$ 1,382,050

5-YEAR CAPITAL EQUIPMENT/IMPROVEMENT PROGRAM W&S SEWER COLLECTION

EXP CODE	CLASSIFICATION	FY 21-22	FY 22-23	FY 23-24	FY 24-25	FY 25-26
46399	<i>Improvements Other than Buildings</i>					
	Equipment Maintenance & Repairs	15,000	15,000	15,000	15,000	15,000
	TOTAL	15,000	15,000	15,000	15,000	15,000
46415	<i>Trucks and Trailers</i>					
	Vacuum Sewer Cleaner to Replace #127	-	50,000	50,000	50,000	50,000
	TOTAL	-	50,000	208,280	50,000	50,000
46416	<i>Heavy Equipment</i>					
	Standby Power Equipment (R&R)	-	6,500	6,500	6,500	6,500
	New Holland Backhoe #27 (R&R)	-	80,000 (a)	5,000	5,000	5,000
	480V Mobile Standby Generator Trailer (R&R)	-	11,000	11,000	11,000	11,000
	Mid-size Excavator to Replace #105 (R&R)	-	7,500	7,500	7,500	7,500
	JCB Mid-Excavator 55Z #SE9149 (R&R)	-	9,000	9,000	9,000	9,000
	TOTAL	-	113,000	39,000	39,000	39,000
46417	<i>Communication Equipment</i>					
	SCADA Comm. System Upgrades	50,000	25,000	25,000	25,000	25,000
	TOTAL	50,000	25,000	25,000	25,000	25,000
46431	<i>Special Purpose Equipment</i>					
	4" Portable Pump with Accessories	55,000	-	-	-	-
	TOTAL	55,000	-	-	-	-

DIVISION TOTAL \$ 120,000 \$ 203,000 \$ 287,280 \$ 129,000 \$ 129,000

(a) Year of Acquisition

NON-EXPENDITURE DISBURSEMENTS

401580 EXP CODE CLASSIFICATION	ACTUAL FY18-19	ACTUAL FY19-20	ESTIMATE FY20-21	AMENDED BUDGET FY20-21	BUDGET AMOUNT FY21-22
401581					
49150 Transfer to Gen Fund - TBW Interest	328,730	302,620	275,220	275,220	246,420
49151 Transfer to General Fund	3,265,080	3,286,860	3,598,290	3,598,290	3,384,960
49154 Transfer to General Fund - PILOFF	560,000	594,100	611,930	611,930	630,280
49155 Transfer to W&S Debt Service Fund	723,750	1,328,090	1,943,690	1,943,690	1,943,930
49157 Transfer to W&S Construction Fund	300,000	-	-	-	-
49164 Transfer to CRA Fund	-	1,750,000	-	-	-
TOTAL TRANSFERS	\$ 5,177,560	\$ 7,261,670	\$ 6,429,130	\$ 6,429,130	\$ 6,205,590
401584					
49421 Reserves - Contingency	-	-	-	100,000	100,000
49424 Reserves - Sick Leave	65,000	55,000	55,000	55,000	55,000
TOTAL RESERVES	\$ 65,000	\$ 55,000	\$ 55,000	\$ 155,000	\$ 155,000
TOTAL NON- EXPENDITURES	\$ 5,242,560	\$ 7,316,670	\$ 6,484,130	\$ 6,584,130	\$ 6,360,590
TOTAL WATER & SEWER EXPENDITURES	\$ 13,316,791	\$ 15,573,722	\$ 16,805,133	\$ 17,241,070	\$ 17,068,730

WATER & SEWER – RENEWAL & REPLACEMENT

WATER & SEWER RENEWAL & REPLACEMENT FUND

402 REV CODE	CLASSIFICATION	ACTUAL FY18-19	ACTUAL FY19-20	ESTIMATE FY20-21	AMENDED BUDGET FY20-21	BUDGET AMOUNT FY21-22
361100	Interest On Investments	16,633	11,537	2,000	2,000	1,000
361250	Interest - FMIvT	35,158	-	-	1,500	-
361260	Interest - Adjustable Rate Mortgages	(209)	(209)	-	-	-
W&S RENEWAL & REPLACEMENT REVENUES		\$ 51,582	\$ 11,328	\$ 2,000	\$ 3,500	\$ 1,000

W & S RENEWAL & REPLACEMENT

402402 EXP CODE	CLASSIFICATION	ACTUAL FY18-19	ACTUAL FY19-20	ESTIMATE FY20-21	AMENDED BUDGET FY20-21	BUDGET AMOUNT FY21-22
402581						
49157	Transfer to W & S Construction Fund Reserve - Future Use	2,800	2,800	-	-	-
		-	-	-	3,500	1,000
TOTAL TRANSFERS & RESERVES		\$ 2,800	\$ 2,800	\$ -	\$ 3,500	\$ 1,000

TOTAL EXPENDITURES \$ 2,800 \$ 2,800 \$ - \$ 3,500 \$ 1,000

WATER & SEWER – DEBT SERVICE

WATER & SEWER DEBT SERVICE FUND

403 REV CODE	CLASSIFICATION	ACTUAL FY18-19	ACTUAL FY19-20	ESTIMATE FY20-21	AMENDED BUDGET FY20-21	BUDGET AMOUNT FY21-22
381200	Transfer From W & S Revenue	723,750	1,328,090	1,943,690	1,943,690	1,943,930
W & S DEBT SERVICE REVENUES		\$ 723,750	\$ 1,328,090	\$ 1,943,690	\$ 1,943,690	\$ 1,943,930

W & S DEBT SERVICE

403403 EXP CODE	CLASSIFICATION	ACTUAL FY18-19	ACTUAL FY19-20	ESTIMATE FY20-21	AMENDED BUDGET FY20-21	BUDGET AMOUNT FY21-22
403582						
47131	Principal - 2017A Bond	47,000	48,000	50,000	50,000	51,000
47134	Principal - 2012 Bond	479,700	596,120	611,620	611,620	627,530
47135	Principal - Vacuum Truck Lease	78,704	81,247	83,880	83,880	86,580
47141	Principal - 2019 Bond	345,000	838,000	838,000	838,000	860,000
403536						
47234	Interest - 2012 Bond	150,989	135,882	120,390	120,390	104,490
47240	Interest - 2017A Bond	18,014	16,824	15,620	15,620	14,730
47250	Interest - Vacuum Truck Lease	10,676	8,133	5,508	5,510	2,800
47241	Interest - 2019 Bond	94,863	218,691	218,670	218,670	196,800
47336	Agent Fees - 2019 Bond	50,828	-	-	-	-
TOTAL DEBT SERVICE		1,275,774	1,942,897	1,943,688	1,943,690	1,943,930

TOTAL EXPENDITURES \$ 1,275,774 \$ 1,942,897 \$ 1,943,688 \$ 1,943,690 \$ 1,943,930

WATER & SEWER – SEWER ASSESSMENT

WATER & SEWER SEWER ASSESSMENT FUND

404 REV CODE	CLASSIFICATION	ACTUAL FY18-19	ACTUAL FY19-20	ESTIMATE FY20-21	AMENDED BUDGET FY20-21	BUDGET AMOUNT FY21-22
361250	Interest - FMIvT	-	2,439	100	-	-
363100	Assessment Income	6,882	-	-	-	-
363200	Interest On Assessments	1,529	-	-	-	-
363300	Penalties On Assessments	2,616	468	-	-	-
W & S SEWER ASSESSMENT REVENUES		\$ 11,027	\$ 2,907	\$ 100	\$ -	\$ -

W & S SEWER ASSESSMENT

404404 EXP CODE	CLASSIFICATION	ACTUAL FY18-19	ACTUAL FY19-20	ESTIMATE FY20-21	AMENDED BUDGET FY20-21	BUDGET AMOUNT FY21-22
404535						
463XX	Lakewood Villa	-	-	-	-	-
463XX	Treasure Island	-	-	-	-	-
TOTAL W & S SEWER ASSESSMENT		-	-	-	-	-

TOTAL EXPENDITURES \$ - \$ - \$ - \$ - \$ -

WATER & SEWER – CONSTRUCTION

WATER & SEWER CONSTRUCTION FUND

405 REV CODE	CLASSIFICATION	ACTUAL FY18-19	ACTUAL FY19-20	ESTIMATE FY20-21	AMENDED BUDGET FY20-21	BUDGET AMOUNT FY21-22
361200	Interest - SBA	47,450	81,473	50,000	15,000	-
361250	Interest - FMIvt	-	24,390	10,000	-	-
381200	Transfer from W & S Revenue	300,000	556,407	300,000	-	-
383300	Transfer from W & S - R & R	2,800	2,800	2,800	-	-
381330	Transfer from Stormwater Utility Fund	-	30,900	-	-	-
389900	Prior Yr Fund Bal-Unassigned	-	-	2,420,200	6,455,000	5,162,000
W & S CONSTRUCTION FUND REVENUES		\$ 350,250	\$ 695,970	\$ 2,783,000	\$ 6,470,000	\$ 5,162,000

W & S CONSTRUCTION

405-0405		ACTUAL	ACTUAL	ESTIMATE	AMENDED	BUDGET
EXP	CLASSIFICATION	FY18-19	FY19-20	FY20-21	BUDGET	AMOUNT
CODE		FY18-19	FY19-20	FY20-21	FY20-21	FY21-22
952-533						
46381	Contractor Payments	46,048	28,203	65,000	65,000	-
TOTAL BULK METER BACKFLOW UPGRADE		\$ 46,048	\$ 28,203	\$ 65,000	\$ 65,000	\$ -
953-533						
46299	Fleet Warehouse	4,500	2,553	200,000	2,350,000	2,260,000
TOTAL BUILDING IMPROVEMENTS		\$ 4,500	\$ 2,553	\$ 200,000	\$ 2,350,000	\$ 2,260,000
953-535						
46381	Contractor Payments	-	-	200,000	200,000	-
46391	Engineering Services	-	-	300,000	30,000	-
TOTAL WATER MAIN EXTENSION		\$ -	\$ -	\$ 500,000	\$ 230,000	\$ -
955-533						
46381	Contractor Payments	3,509	3,509	-	200,000	300,000
46391	Engineering Services	-	-	-	35,000	30,000
TOTAL POTABLE & RECLAIMED WATER EXTENSION		\$ 3,509	\$ 3,509	\$ -	\$ 235,000	\$ 330,000
957-533						
46391	Contractor Payments	-	-	90,000	90,000	-
TOTAL WATER METER UPGRADE		\$ -	\$ -	\$ 90,000	\$ 90,000	\$ -
957535						
46381	Contractor Payments	1,142,460	1,142,460	250,000	250,000	-
46391	Engineering Services	-	-	-	-	60,000
TOTAL WATER SYSTEM IMPROVMENTS		\$ 1,142,460	\$ 1,142,460	\$ 250,000	\$ 250,000	\$ 60,000
960-535						
46381	Contractor Payments	1,389	1,389	245,000	600,000	250,000
46391	Engineering Services	275	275	10,000	15,000	50,000
TOTAL INTERCONNECT & BACKFLOW PREVENTION		\$ 1,664	\$ 1,664	\$ 255,000	\$ 615,000	\$ 300,000
960-535						
46381	Contractor Payments	1,142,460	1,142,460	-	-	600,000
46391	Engineering Services	-	-	-	-	12,000
TOTAL SEWER UTILITY IMPROVEMENT		\$ 1,142,460	\$ 1,142,460	\$ -	\$ -	\$ 612,000
961-535						
46381	Contractor Payments	25,000	25,000	25,000	55,000	25,000
TOTAL IRRIGATION EXPANSION		\$ 25,000	\$ 25,000	\$ 25,000	\$ 55,000	\$ 25,000
964-535						
46381	Contractor Payments	173,347	173,347	-	-	-
46391	Engineering Services	1,422	1,422	-	-	-
TOTAL REJECT STORAGE SITE RECLAIMED		\$ 173,347	\$ 173,347	\$ -	\$ -	\$ -
963-535						
46381	Contractor Payments	239,062	239,062	873,000	1,200,000	600,000
46391	Engineering Services	67,188	67,188	50,000	25,000	15,000
TOTAL SEWER IMPROVEMENTS		\$ 306,250	\$ 306,250	\$ 923,000	\$ 1,225,000	\$ 615,000

W & S CONSTRUCTION

405-0405 EXP CODE	CLASSIFICATION	ACTUAL FY18-19	ACTUAL FY19-20	ESTIMATE FY20-21	AMENDED BUDGET FY20-21	BUDGET AMOUNT FY21-22
965-535						
46381	Contractor Payments	171,012	171,012	-	300,000	300,000
TOTAL GRAVITY SEWER MAIN REHAB		\$ 171,012	\$ 171,012	\$ -	\$ 300,000	\$ 300,000
405535						
46381	Contractor Payments	8,386	-	-	300,000	300,000
46391	Engineering Services	-	-		30,000	30,000
TOTAL POTABLE & RECLAIMED WATER SYSTEM IMPROVEMENTS		\$ 8,386	\$ -	\$ -	\$ 330,000	\$ 330,000
953-535						
46381	Contractor Payments	-	-	-	-	300,000
46391	Engineering Services	275	-	-	-	30,000
968-535						
46381	Contractor Payments	-	-	675,000	675,000	-
46391	Engineering Services	97,954	97,954	50,000	50,000	-
TOTAL SEWER SYSTEM EXTENSION		\$ 98,229	\$ 97,954	\$ 725,000	\$ 725,000	\$ 330,000
957533						
46381	Contractor Payments	1,142,460	1,142,460	-	-	-
46391	Engineering Services	-	-	-	-	60,000
TOTAL WATER SYSTEM IMPROVMENTS		\$ 1,142,460	\$ 1,142,460	\$ -	\$ -	\$ 60,000
TOTAL EXPENDITURES		\$ 3,122,865	\$ 3,094,412	\$ 2,783,000	\$ 6,470,000	\$ 5,162,000

5-YEAR CAPITAL EQUIPMENT/IMPROVEMENT PROGRAM W&S CONSTRUCTION

CLASSIFICATION	FY 21-22	FY 22-23	FY 23-24	FY 24-25	FY 25-26
<i>Building Improvements</i>					
Fleet Purchasing Warehouse (Engineering)	-	-	-	-	-
Fleet Purchasing Warehouse (Construction)	-	-	-	-	-
TOTAL	-	-	-	-	-
<i>City Facility Irrigation Expansion</i>					
Misc. ROW & Facility Irrigation	-	25,000	25,000	25,000	25,000
Grey Preserve Reclaimed Expansion (Construction)	-	300,000	300,000	-	-
TOTAL	-	325,000	325,000	25,000	25,000
<i>Potable & Reclaimed Water Extensions</i>					
Potable & Reclaimed Water Extension (Engineering)	-	30,000	30,000	30,000	30,000
Potable & Reclaimed Water System Extension (Construction)	-	300,000	300,000	300,000	300,000
Bulk Meter Backflow Prevention Upgrades	-	50,000	50,000	50,000	50,000
2019 Orangewood Lakes Water System Improvements (Engineering)	-	-	-	-	-
2019 Orangewood Lakes Water System Improvements (Construction)	-	-	-	-	-
2021 N. River Neighborhood Reclaimed Water Improvements (Engineering)	-	225,000	-	-	-
2021 N. River Neighborhood Reclaimed Water Improvements (Constructions)	-	-	500,000	500,000	500,000
TOTAL	-	605,000	880,000	880,000	880,000
<i>Potable & Reclaimed Water System Improvements</i>					
Potable & Reclaimed Water System Improvements (Engineering)	-	30,000	30,000	30,000	30,000
Potable & Reclaimed Water System Improvements (Construction)	-	300,000	300,000	300,000	300,000
2020 Grand Blvd. Bridge W&S Upgrades (Engineering)	-	-	-	-	-
2020 Grand Blvd. Bridge W&S Upgrades (Construction)	-	-	-	-	-
2020/2021 Water Utility System Improvements (Engineering)	-	-	-	-	-
2020/2021 Water Utility System Improvements (Construction)	-	750,000	-	-	-
2021/2022 Water Utility System Improvements (Engineering)	-	-	70,000	-	-
2021/2022 Water Utility System Improvements (Construction)	-	-	-	750,000	-
2024/2025 Water Utility System Improvements (Engineering)	-	-	-	-	70,000
TOTAL	-	1,080,000	400,000	1,080,000	400,000
<i>Rehabilitation Programs</i>					
Sewer Main & Manhole Rehab/Lining Project	-	300,000	300,000	300,000	300,000
TOTAL	-	300,000	300,000	300,000	300,000
<i>Sewer Improvements</i>					

5-YEAR CAPITAL EQUIPMENT/IMPROVEMENT PROGRAM W&S CONSTRUCTION

CLASSIFICATION	FY 21-22	FY 22-23	FY 23-24	FY 24-25	FY 25-26
2018/2019 Sewer Utility Improv. (Engineering)	25,000	-	-	-	-
2018/2019 Sewer Utility Improv. (Construction)	1,200,000	-	-	-	-
2020/2021 Sewer Utility Improv. (Engineering)	-	100,000	-	-	-
2020/2021 Sewer Utility Improv. (Construction)	-	-	1,200,000	-	-
2022/2023 Sewer Utility Improv. (Engineering)	-	-	-	100,000	-
2022/2023 Sewer Utility Improv. (Construction)	-	-	-	-	1,200,000
TOTAL	1,225,000	100,000	1,200,000	100,000	1,200,000
<i>Sewer System Extensions</i>					
Sewer System Extensions (Engineering)	30,000	30,000	30,000	30,000	30,000
Sewer System Extensions (Construction)	200,000	300,000	300,000	300,000	300,000
2018 Orangewood Lakes Force Main Interconnect Project (Engineering)	50,000	-	-	-	-
2018 Orangewood Lakes Force Main Interconnect Project (Construction)	675,000	-	-	-	-
TOTAL	955,000	330,000	330,000	330,000	330,000

DIVISION TOTAL \$ 2,180,000 \$ 2,740,000 \$ 3,435,000 \$ 2,715,000 \$ 3,135,000

PUBLIC WORKS - CENTRAL GARAGE

IT IS THE MISSION OF CENTRAL GARAGE TO

maintain the City's Fleet of vehicles and equipment in a dependable, safe, and environmentally sound condition. All of which includes a scheduled maintenance program to create a proactive approach in keeping maintenance cost down in an attempt to avoid major repairs.

DESCRIPTION

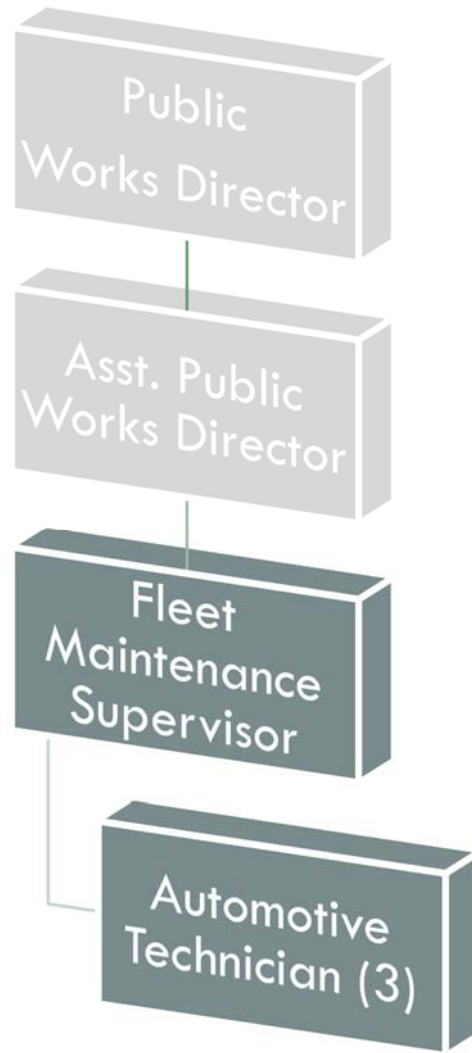
The Central Garage Division provides acquisition, disposal, preventative maintenance, and major and minor repairs for the City's motor vehicle fleet and equipment. The Division performs these functions on a variety of vehicle types, including police vehicles and fire apparatus.

ACCOMPLISHMENTS OF FY21

- Capital Improvements:
 - Completed the design of a new Fleet Warehouse
 - Upgraded the yard area for vehicle and equipment storage with an area for sand bagging drive through area for storm prep
- Training & Schooling: Employees obtained additional training for various equipment in an effort to remain up to date with the latest repair technology and to improve on testing techniques
- Implemented maintenance program to maintain all city equipment and monitor fuels of city generators and fuel site
- Accomplished more energy efficient lighting
- Integrated electric and hybrid vehicles into our fleet inventory

FY22 INITIATIVES

- Fleet Inventory:
 - Continue upgrading fleet inventory plan with Enterprise
- Training:
 - FEMA training for all personnel
 - Electric and Hybrid Vehicles
 - ASE testing and recertification for personnel
 - Emergency vehicle training and certification for personnel
- Fleet Operational Improvements:
 - Complete implementation of new Tyler Technologies software
- Environmental Improvements:
 - Switch to as many environmentally friendly chemicals as possible
 - Convert the Fleet, when possible, to efficient environmentally friendly vehicles



Authorized Personnel – Full-time Equivalent			
Position/Title	FY19-20	FY20-21	FY21-22
Fleet Maintenance Supervisor	1	1	1
Automotive Technician	3	3	3
Total	4	4	4

CENTRAL GARAGE FUND

501 REV CODE	CLASSIFICATION	ACTUAL FY18-19	ACTUAL FY19-20	ESTIMATE FY20-21	AMENDED BUDGET FY20-21	BUDGET AMOUNT FY21-22
361100	Interest On Investments	-	352	-	-	-
369300	Refund of Prior Year Expense	3,186	-	-	-	-
369900	Other Miscellaneous Revenue	346	2,052	-	-	-
399110	Garage - Labor and Overhead	106,285	157,305	130,440	130,440	168,860
399120	Garage - Parts	295,942	398,418	302,141	285,000	275,000
399130	Garage - Fuel	399,411	334,124	338,520	338,520	350,000
CENTRAL GARAGE REVENUES		\$ 805,170	\$ 892,251	\$ 771,101	\$ 753,960	\$ 793,860

CENTRAL GARAGE

501591						AMENDED	BUDGET
EXP		ACTUAL	ACTUAL	ESTIMATE	BUDGET	AMOUNT	
CODE	CLASSIFICATION	FY18-19	FY19-20	FY20-21	FY20-21	FY21-22	
41299	Regular Full-Time Wages	152,978	169,499	177,400	177,400	179,440	
41411	Overtime Wages	2,806	2,732	1,020	1,020	1,500	
41529	Meal Allowance	-	-	-	250	-	
42111	Social Security Matching	11,640	12,818	13,700	13,700	13,930	
42211	Florida Retirement System	10,769	15,184	15,110	15,110	16,570	
42311	Health Insurance	20,238	27,276	30,840	30,840	34,840	
42312	Life Insurance	56	65	120	120	240	
42313	Accidental Death & Disab Insurance	7	9	80	80	100	
42425	Workers Comp - Auto Repair Shop/Parts Dept (8391)	6,294	8,200	7,310	7,310	8,500	
TOTAL PERSONNEL SERVICES		\$ 204,788	\$ 235,783	\$ 245,580	\$ 245,830	\$ 255,120	
43434	Wrecker Services	2,720	5,329	3,500	3,500	3,500	
43436	Paint & Body Work	14,500	23,342	7,500	7,500	10,000	
43437	Auto Repair & Testing	34,693	27,651	30,000	30,000	30,000	
43440	Paint & Body Work - PD	28,923	10,893	30,000	30,000	20,000	
43446	Parts - Resale	12,814	36,378	140,000	140,000	140,000	
43447	Fuel - Resale	206,059	208,828	180,000	180,000	180,000	
43499	Contractual Services - Misc	4,285	1,827	1,500	1,500	5,000	
44011	Travel & Training	1,521	261	4,000	4,000	2,500	
44121	Telephone - Local	2,334	2,272	2,150	2,150	2,150	
44211	Postage	564	389	700	700	700	
44419	Rent - Equipment/Software	-	-	200	200	200	
44463	Automotive(s)	-	664	28,460	33,000	32,460	
44481	Lease - Copier	-	-	600	600	600	
44611	Maintenance & Repairs - Bldg & Grounds	5,345	2,390	6,500	6,500	6,000	
44621	Maintenance & Repairs - Equipment	2,980	515	3,500	3,500	3,000	
44631	Maintenance & Repairs - Central Garage	4,430	960	1,000	1,000	1,000	
44983	Permit Fees	25	25	180	180	180	
44999	Other Current Charges - Misc	1,192	591	-	-	-	
45111	Office Supplies - General	160	532	500	500	600	
45141	Small Tools & Implements	7,661	6,337	6,000	6,000	6,000	
45211	Fuel	6,881	5,344	7,000	7,000	5,000	
45225	Software License Support	950	1,500	1,000	1,000	11,300	
45231	Clothing & Apparel	-	-	150	150	150	
45232	Laundry Service	3,422	3,843	3,500	3,500	4,000	
45243	Computer/Operating Supply	2,287	1,827	500	500	500	
45247	First Aid Supplies	49	170	150	150	200	
45251	Janitorial Supplies	828	1,248	1,000	1,000	1,000	
45289	Automotive Parts	202,251	294,166	10,000	10,000	8,000	
45299	Operating Supplies - Misc	2,871	18,636	4,500	4,500	8,000	

CENTRAL GARAGE

501591 EXP CODE	CLASSIFICATION	ACTUAL FY18-19	ACTUAL FY19-20	ESTIMATE FY20-21	AMENDED BUDGET FY20-21	BUDGET AMOUNT FY21-22
45411	Dues & Memberships	50	50	200	200	200
45461	Books & Publications	-	500	500	500	500
TOTAL OPERATING		\$ 549,795	\$ 656,468	\$ 474,790	\$ 479,330	\$ 482,740
46431	Special Purpose Equipment	-	-	28,800	28,800	56,000
TOTAL CAPITAL		\$ -	\$ -	\$ 28,800	\$ 28,800	\$ 56,000

TOTAL EXPENDITURES \$ 754,583 \$ 892,251 \$ 749,170 \$ 753,960 \$ 793,860

5-YEAR CAPITAL EQUIPMENT/IMPROVEMENT PROGRAM CENTRAL GARAGE

EXP CODE	CLASSIFICATION	FY 21-22	FY 22-23	FY 23-24	FY 24-25	FY 25-26
46431	<i>Special Purpose Equipment</i>					
	Metal Brake & Sheer Machine	10,000	-	-	-	-
	Column Lifts (4)	46,000	-	-	-	-
	TOTAL	56,000	-	-	-	-

DIVISION TOTAL \$ 56,000 \$ - \$ - \$ - \$ -

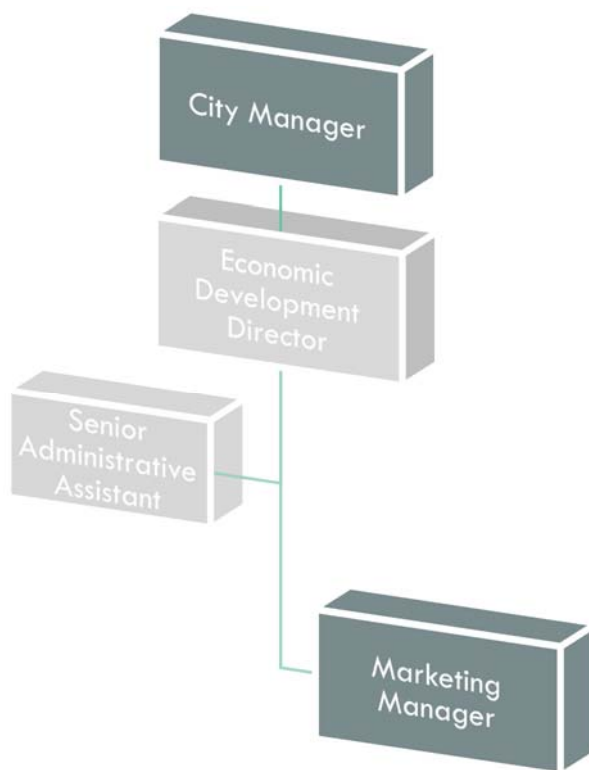
COMMUNITY REDEVELOPMENT AGENCY

IT IS THE MISSION OF THE COMMUNITY REDEVELOPMENT AGENCY TO

nurture an environment that supports the growth and retention of businesses, increases property values, and enhances the quality of life for New Port Richey residents.

DESCRIPTION

The redevelopment of our community is a central focus of the Community Redevelopment Agency. It is the responsibility of the Agency to plan, coordinate, and facilitate the City's efforts to attract, retain and grow businesses and jobs.



Authorized Personnel – Full-time Equivalent			
Position/Title	FY19-20	FY20-21	FY21-22
City Manager	.25	.25	.25
Marketing Manager	1	1	1
Total	1.25	1.25	1.25

COMMUNITY REDEVELOPMENT AGENCY

630 REV CODE	CLASSIFICATION	ACTUAL FY18-19	ACTUAL FY19-20	ESTIMATE FY20-21	AMENDED BUDGET FY20-21	BUDGET AMOUNT FY21-22
311100	Tax Increment - County	1,133,053	1,477,319	1,765,865	1,651,030	2,160,370
334700	Florida Historic Preservation Grant	275,000	-	-	-	-
334701	American Rescue Plan Act Funds	-	-	-	-	1,175,000
334705	State Small Matching Grant	-	-	39,720	39,720	25,000
354100	Code Enforcement Fines	728	-	-	-	-
354-11	Lot Clearing/Mowing Fines	611	-	-	-	-
361200	Interest - SBA	67,951	23,130	-	-	-
361300	Net Inc. (Dec.) FV of Investment	(354,464)	(24,517)	-	-	-
362160	Rent - River Rd. Property Parking Lot	6,532	6,445	-	-	-
362190	Rent - Business Incubator	33,560	26,522	-	-	-
364220	Surplus Land Sales	-	-	75,000	85,000	85,000
366900	Contributions & Donations	633	-	-	-	-
369900	Other Miscellaneous Revenue	-	1,838	6,766	10,000	-
381100	Trans. from Gen Fund-Tax Increment	1,338,110	1,710,070	2,031,067	1,858,660	2,413,790
381200	Transfer from Water & Sewer Fund	-	1,750,000	-	-	-
381700	Transfer from Street Imprv. Fund	-	-	40,000	40,000	-
382100	Bond Proceeds - Parking Garage	-	-	6,500,000	6,500,000	-
389900	Carryover - Unused Funding from PY	-	-	2,183,393	2,416,380	104,050
TOTAL CRA REVENUE		\$ 2,501,714	\$ 4,970,807	\$ 12,641,811	\$ 12,600,790	\$ 5,963,210

COMMUNITY REDEVELOPMENT AGENCY

630080					AMENDED	BUDGET
EXP		ACTUAL	ACTUAL	ESTIMATE	BUDGET	AMOUNT
CODE	CLASSIFICATION	FY18-19	FY19-20	FY20-21	FY20-21	FY21-22
41111	Dept Head Salaries	-	38,613	39,130	39,130	41,150
41210	Regular Exempt Salaries	18,874	23,068	34,264	42,430	43,100
42111	Social Security Matching	532	4,447	5,700	6,240	5,870
42211	Florida Retirement System	595	11,658	12,000	13,540	14,100
42311	Health Insurance	970	3,238	3,500	11,320	12,450
42312	Life Insurance	2	36	80	80	90
42313	Accidental Death & Disab Insurance	1	5	40	40	50
42426	Workers Comp - Clerical (8810)	36	344	210	210	240
TOTAL PERSONNEL SERVICES		\$ 21,010	\$ 81,409	\$ 94,924	\$ 112,990	\$ 117,050
43111	City Attorney Services	-	41,781	39,600	39,600	40,000
43181	Professional Servcies - Planning	51,136	44,400	89,353	100,000	60,000
43199	Professional Services - Misc	10,431	54,868	6,590	10,000	10,000
43422	Advertising & Marketing	8,428	24,580	50,000	50,000	50,000
43461	Main Street Activities	3,750	13,125	18,750	25,000	25,000
43499	Contractual Services - Misc	60,897	-	1,100	15,740	10,000
44011	Travel & Training	150	240	1,500	5,000	5,000
44134	Data Lines	310	2,518	2,500	2,500	2,500
44211	Postage	488	690	750	2,000	750
44311	Electric - City Facilities	6,835	3,788	1,080	-	250
44331	Trash Removal	127	12,506	200	1,000	-
44351	Water & Sewer - City	5,632	6,436	6,760	6,760	1,000
44373	Street Light Fee	829	332	278	300	-
44381	Stormwater Assessment	2,536	1,235	1,126	1,500	-
44521	Building & Contents Insurance	16,974	19,900	13,091	13,100	3,000
44611	Maintenance & Repairs - Bldg & Grounds	12,112	5,077	3,360	5,000	1,000
44613	Maintenance & Repairs - Bus Incubator	3,228	2,080	-	-	-
44799	Printing & Binding - Misc.	-	-	2,000	5,000	2,000
44952	Redevelopment Incentives	160,508	865,998	2,702,661	2,586,650	1,376,750
44953	Residential Incentives	37,005	94,022	-	-	-
44999	Other Current Charges - Misc	6,165	12,821	10,000	10,000	10,000
45111	Office Supplies - General	-	151	500	1,000	500
45225	Software License/Support	-	200	500	500	500
45243	Computer Supplies	-	3,233	-	-	-
45411	Dues & Memberships	159	670	620	1,000	1,000
49998	Loss on Investment Property	-	103,788	-	-	-
TOTAL OPERATING		\$ 387,700	\$ 1,314,439	\$ 2,952,319	\$ 2,881,650	\$ 1,599,250
46399-1	Railroad Square Improvements	12,247	3,848	100,000	100,000	775,000
46399-2	Boat Ramp Improvements	-	3,850	-	-	-
46399-4	Bicycle Trail Improvements	-	18,180	1,620	-	-
46399-5	Streetscape Improvements	-	-	24,998	50,000	-
46399-6	Property Assemblage	-	-	355,000	-	300,000
46399-7	Neighborhood Reviatlization	-	-	-	75,000	-
46399-9	US Hwy 19/Main St. Gateway Project	-	11,066	-	200,000	280,000
46399-10	Sims Park Perimeter Landscaping	-	16,576	-	75,000	-
46399-11	Parking Garage Structure	-	240,700	6,500,000	6,500,000	-
46399-15	Marine Pkwy Pedestrian Bridge	-	-	-	-	100,000
46414	Automobile	-	-	41,850	35,050	-
TOTAL CAPITAL		\$ 12,247	\$ 294,220	\$ 7,023,468	\$ 7,035,050	\$ 1,455,000
49151	Transfer to General Fund - Administrative	315,870	375,620	376,110	376,110	267,790

COMMUNITY REDEVELOPMENT AGENCY

630080					AMENDED	BUDGET
EXP		ACTUAL	ACTUAL	ESTIMATE	BUDGET	AMOUNT
CODE	CLASSIFICATION	FY18-19	FY19-20	FY20-21	FY20-21	FY21-22
49151	Trans. to General Fund - Loan Repayment	-	-	619,310	619,310	619,310
49152	Transfer to General Debt Service Fund	886,890	887,640	1,575,680	1,575,680	1,904,810
49159	Transfer to W&S Revenue	389,880	1,750,000	-	-	-
TOTAL TRANSFERS		\$ 1,592,640	\$ 3,013,260	\$ 2,571,100	\$ 2,571,100	\$ 2,791,910

\$ 2,013,597 \$ 4,703,328 \$ 12,641,811 \$ 12,600,790 \$ 5,963,210

5-YEAR CAPITAL EQUIPMENT/IMPROVEMENT PROGRAM COMMUNITY REDEVELOPMENT AGENCY

EXP CODE	CLASSIFICATION	FY 21-22	FY 22-23	FY 23-24	FY 24-25	FY 25-26
46399	<i>Improvement Other Than Buildings</i>					
4001	Railroad Square Improvements, Phase I	775,000	775,000	-	-	-
4001	Railroad Square Improvements, Phase II	-	-	700,000	60,000	-
4004	Bicycle Trail Improvements	-	50,000	100,000	100,000	100,000
4005	Streetscape Improvements	-	62,000	125,000	125,000	125,000
4006	Property Assemblage	300,000	100,000	200,000	200,000	200,000
4009	U.S Hwy 19/Main St. Gateway Project	280,000	-	-	-	-
4011	Parking Garage Structure	-	50,000	50,000	50,000	50,000
4012	Cotee River Connection Project	-	50,000	50,000	-	-
4013	Network Upgrades in Downtown Area	-	50,000	50,000	50,000	50,000
4014	Neighborhood Improvements	-	50,000	100,000	100,000	100,000
4015	Marine Parkway Pedestrian Bridget	100,000	-	600,000	1,400,000	4,275,000
TOTAL		1,455,000	1,187,000	1,975,000	2,085,000	4,900,000

DIVISION TOTAL \$ 1,455,000 \$ 1,187,000 \$ 1,975,000 \$ 2,085,000 \$ 4,900,000

STREET IMPROVEMENT

DESCRIPTION

The Street Improvement Fund is a special revenue fund, required by Florida Statute 336.02, to account for revenues and expenditures used for the operation and maintenance of transportation facilities and associated drainage infrastructure. Activities include road and right-of-way maintenance (e.g. patching, mowing), bridge maintenance and operation, traffic engineering, traffic signal operation, traffic control signage and striping, sidewalk repair and construction, and maintenance of ditches, culverts, and other drainage facilities. Resources to support these activities are provided from Local Option Gas Taxes (LOGT), a 6 cent per gallon local option gas tax revenue.

Projects budgeted for in the Street Improvement Fund are included in the City's Capital Improvement Program.

STREET IMPROVEMENT FUND

701 REV CODE	CLASSIFICATION	ACTUAL FY18-19	ACTUAL FY19-20	ESTIMATE FY20-21	AMENDED BUDGET FY20-21	BUDGET AMOUNT FY21-22
312410	Local Option Gas Tax - 1st	482,691	604,350	637,700	637,700	688,980
312420	Local Option Gas Tax - 2nd	350,856	440,166	456,740	456,740	501,230
355400	FDOT Grant	-	-	-	-	1,150,000
361100	Interest On Investments	33,266	23,074	20,000	20,000	20,000
361200	Interest - S. B. A.	38,829	18,504	15,000	15,000	18,000
361250	Interest - FMIvT	5,860	9,756	5,000	5,000	7,500
363100	Special Assessment - Streets	20,531	8,998	20,000	25,000	15,000
363110	Special Assessment - Paving	665,543	700,742	818,570	818,570	865,290
363200	Interest on Assessments	9,307	4,571	15,000	15,000	5,000
363300	Penalties on Assessments	5,841	1,914	5,000	5,000	4,000
364420	Insurance Proceeds	-	12,251	-	-	-
381100	Transfer From General Fund	300,000	325,000	325,000	325,000	330,000
381600	Transfer From Capital Improv. Fund	200,000	200,000	200,000	200,000	200,000
389900	Prior Yr Fund Bal-Unassigned	435,384	30,392	-	556,750	636,820
STREET IMPROVEMENT FUND REVENUE		\$ 2,548,108	\$ 2,379,718	\$ 2,518,010	\$ 3,079,760	\$ 4,441,820

STREET IMPROVEMENT

701701						AMENDED	BUDGET
EXP	CLASSIFICATION	ACTUAL	ACTUAL	ESTIMATE	BUDGET	AMOUNT	AMOUNT
CODE	CLASSIFICATION	FY18-19	FY19-20	FY20-21	FY20-21	FY21-22	FY21-22
43498	Administrative Fees	13,236	13,930	14,000	14,000	14,000	14,000
44211	Postage	120	121	200	200	200	200
44999	Other Current Charges - Misc	4,811	-	800	800	800	800
TOTAL OPERATING		\$ 18,167	\$ 14,051	\$ 15,000	\$ 15,000	\$ 15,000	\$ 15,000
46321	Streetscape Improvements - Madison St., Main St. to Massachusetts Ave.	630,284	-	-	-	-	-
46334	2015/2016 Street Improv. Project	161,312	-	-	-	-	-
46334	2016/2017 Street Improv. Project	1,267,298	-	-	-	-	-
46334	2017/2018 Street Improv. Project	61,768	422,510	-	-	-	-
46334	2018/2019 Street Improv. Project	-	1,367,009	2,888	-	-	-
46334	2019/2020 Street Improv. Project	-	118,842	1,491,133	1,740,000	-	-
46334	2020/2021 Street Improv. Project	-	-	135,429	170,000	1,740,000	1,740,000
46334	2021/2022 Street Improv. Project	-	-	-	-	190,000	190,000
	2021/2022 Neighborhood Improvements - N. River Rd.	-	-	-	-	600,000	600,000
	Safe Route to School Project	-	-	-	-	1,150,000	1,150,000
	Madison St. Sidewalk Relocation	-	-	-	-	125,000	125,000
46335	LED Crosswalk Sign & LT	24,904	2,650	25,000	50,000	50,000	50,000
46337	20/21 W. Main St. Sidewalk Impov.	-	-	1,975	335,000	50,000	50,000
46338	Misc Neighborhood Improvements	-	-	-	115,000	-	-
46351	Roadway Striping	-	-	-	25,000	25,000	25,000
46355	Traffic Sign Upgrades	22,857	11,150	1,000	30,000	50,000	50,000
46356	Neighborhood Alley Improvements	-	-	18,000	25,000	25,000	25,000
46357	Alley Needs Assessment Program	11,518	11,366	-	-	-	-
46358	Public Charging Stations Program	-	-	16,048	50,000	-	-
TOTAL CAPITAL		\$ 2,179,941	\$ 1,933,527	\$ 1,691,473	\$ 2,540,000	\$ 4,005,000	\$ 4,005,000
581							
49151	Transfer to General Fund	350,000	432,140	484,760	484,760	421,820	421,820
49152	Transfer to CRA Fund	-	-	40,000	40,000	-	-
TOTAL TRANSFERS		\$ 350,000	\$ 432,140	\$ 524,760	\$ 524,760	\$ 421,820	\$ 421,820
TOTAL EXPENDITURES		\$ 2,548,108	\$ 2,379,718	\$ 2,231,233	\$ 3,079,760	\$ 4,441,820	\$ 4,441,820

5-YEAR CAPITAL EQUIPMENT/IMPROVEMENT PROGRAM STREET IMPROVEMENT

CLASSIFICATION	FY 21-22	FY 22-23	FY 23-24	FY 24-25	FY 25-26
<i>Road Paving & Reconstruction</i>					
2020/2021 Street Improv. Project	1,740,000	-	-	-	-
2021/2022 Street Improv. Project	190,000	1,740,000	-	-	-
LED Crosswalk Sign & LT	50,000	50,000	50,000	50,000	50,000
2020/2021 W. Main St. Sidewalk Impov.	50,000	250,000	-	-	-
Neighborhood Improvements	600,000	115,000	115,000	115,000	115,000
Roadway Striping	25,000	25,000	25,000	25,000	25,000
Traffic Sign Upgrades	50,000	30,000	30,000	30,000	30,000
W. Grand Neighborhood Sidewalk Project	1,150,000	-	-	-	-
Madison St. Sidewalk Relocation	125,000	110,000	-	-	-
Neighborhood Alley Improvements	25,000	25,000	25,000	25,000	25,000
2022/2023 Street Improvement Project	-	190,000	1,740,000	-	-
2023/2024 Street Improvement Project	-	-	190,000	1,740,000	-
2024/2025 Street Improvement Project	-	-	-	190,000	1,740,000
	4,005,000	2,535,000	2,175,000	2,175,000	1,985,000

DIVISION TOTAL \$ 4,005,000 \$ 2,535,000 \$ 2,175,000 \$ 2,175,000 \$ 1,985,000

-